



US00D421798S

United States Patent [19]
Liang

[11] **Patent Number: Des. 421,798**

[45] **Date of Patent: ** Mar. 21, 2000**

[54] **RADIATING FAN**

5,730,582 3/1998 Heitmann 416/183

[76] Inventor: **Te Liang**, 4F, No.510, Ta Chin Street,
Nan District, Tai Chung, Taiwan

Primary Examiner—Lisa Lichtenstein
Attorney, Agent, or Firm—Rosenberg, Klein & Lee

[**] Term: **14 Years**

[57] **CLAIM**

The ornamental design for a “radiating fan,” as shown.

[21] Appl. No.: **29/109,105**

DESCRIPTION

[22] Filed: **Aug. 11, 1999**

FIG. 1 is the perspective view of a radiating fan showing my new design;

[51] **LOC (6) Cl.** **23-04**

[52] **U.S. Cl.** **D23/379; D23/370**

FIG. 2 is the front view thereof, on a reduced scale;

[58] **Field of Search** **D23/370, 379;**

416/185, 188, 223 B, 183, 238

FIG. 3 is the rear view thereof, on a reduced scale;

FIG. 4 is the left side view thereof, on a reduced scale;

FIG. 5 is the right side view thereof, on a reduced scale;

FIG. 6 is the top view thereof, on a reduced scale; and,


FIG. 7 is the bottom view thereof, on a reduced scale.

[56] **References Cited**

U.S. PATENT DOCUMENTS

5,112,195 5/1992 Cox 416/185

1 Claim, 4 Drawing Sheets






FIG. 1

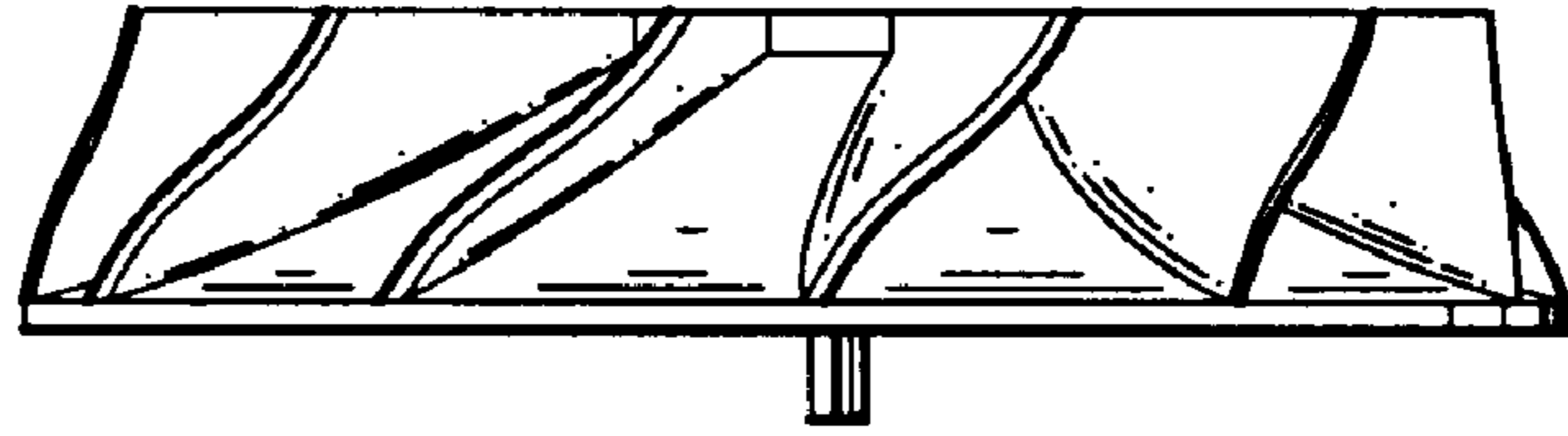


FIG. 2

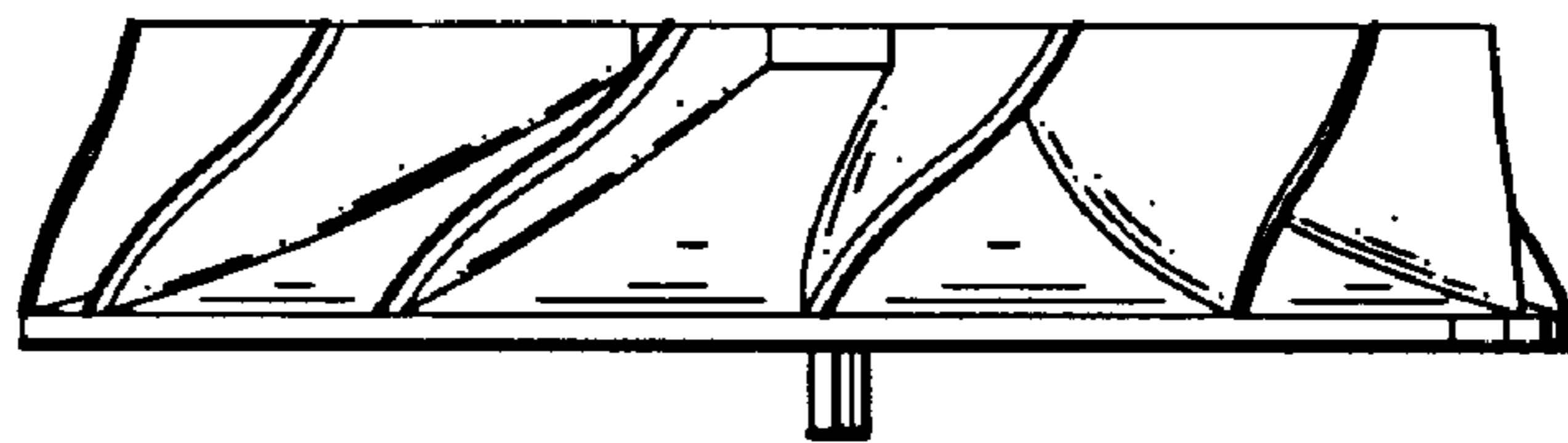


FIG. 3

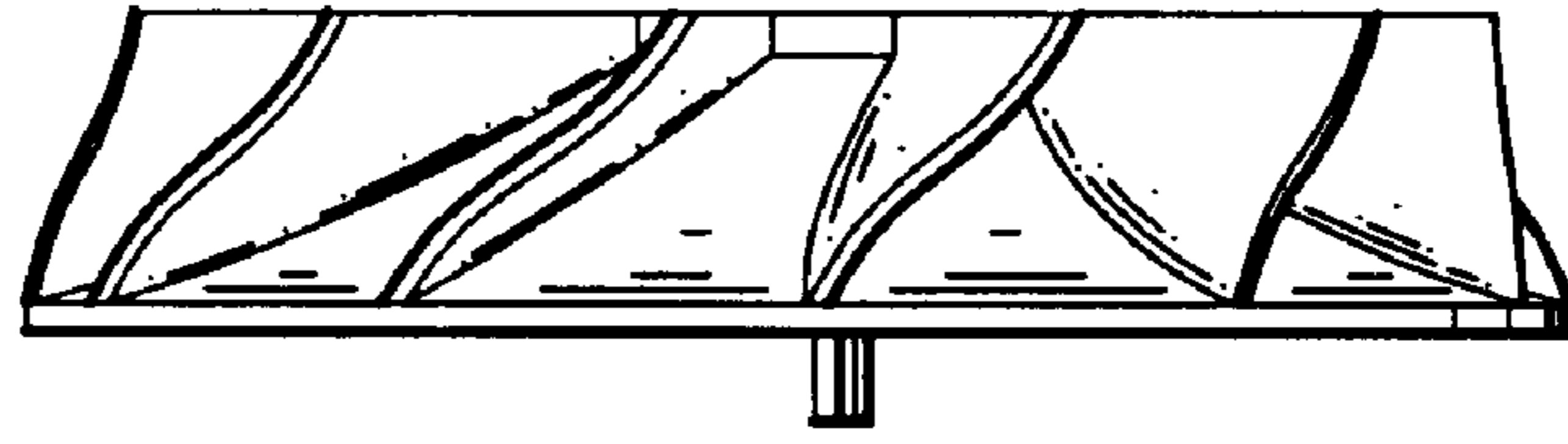


FIG. 4

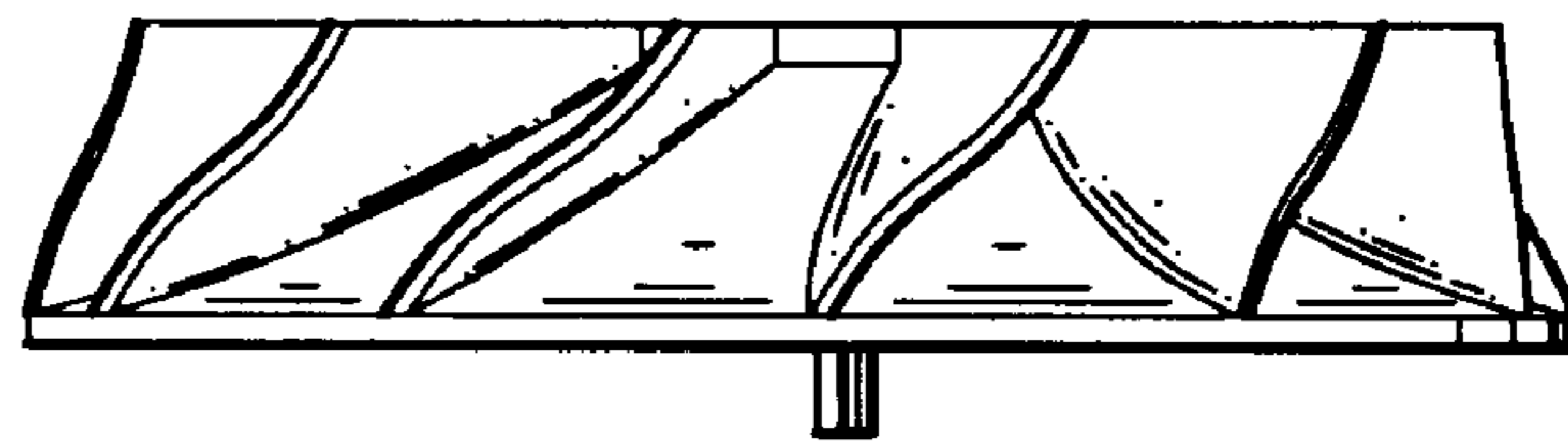


FIG. 5




FIG. 6

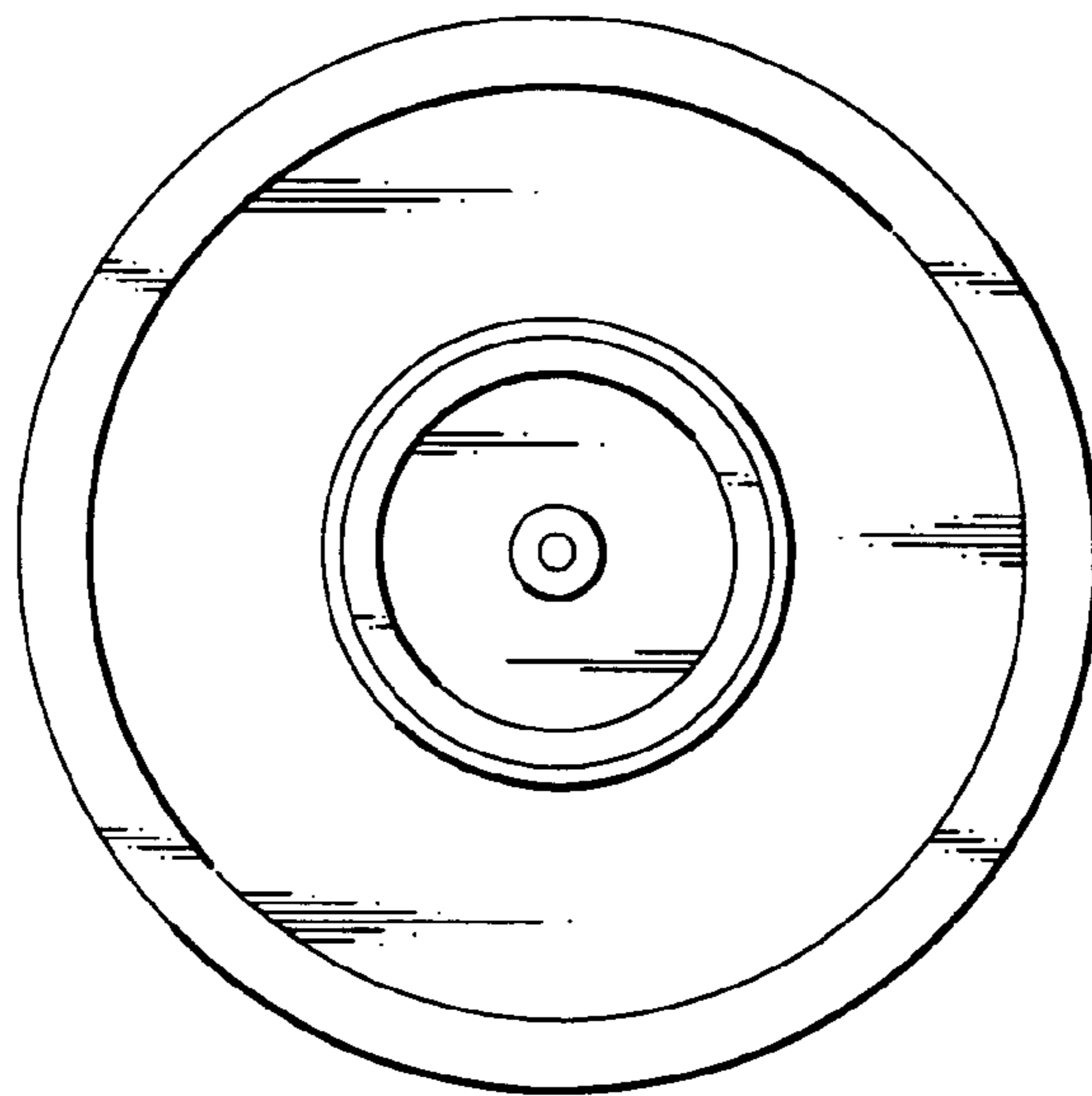


FIG. 7