



US00D421794S

# United States Patent [19] Mc Gill

[11] **Patent Number: Des. 421,794**  
[45] **Date of Patent: \*\* Mar. 21, 2000**

[54] **TOILET SEAT COVER**

5,432,956 7/1995 Park ..... 4/239

[76] Inventor: **Arnette L Mc Gill**, 2767 Augustine Ct.,  
Deltona, Fla. 32738

*Primary Examiner*—Louis S. Zarfes  
*Assistant Examiner*—Eric Watterson

[\*\*] Term: **14 Years**

[57] **CLAIM**

The ornamental design for a toilet seat cover, as shown.

[21] Appl. No.: **29/095,776**

### DESCRIPTION

[22] Filed: **Oct. 29, 1998**

[51] **LOC (6) Cl.** ..... **23-01**

[52] **U.S. Cl.** ..... **D23/311**

[58] **Field of Search** ..... D23/303, 311,  
D23/244.3, 245.1, 245.2, 245.3, 245.5–245.7,  
661

FIG. 1 is a top plan view of the toilet seat cover of the present invention;  
FIG. 2 is a bottom plan view of the toilet seat cover of FIG. 1;  
FIG. 3 is a right side elevational view of the toilet seat cover of FIG. 1;  
FIG. 4 is a left side elevational view of the toilet seat cover of FIG. 1;  
FIG. 5 is a front elevational view of the toilet seat cover of FIG. 1; and,  
FIG. 6 is a back elevational view of the toilet seat cover of FIG. 1.

### [56] **References Cited**

#### U.S. PATENT DOCUMENTS

D. 149,626	5/1948	Fielding	.....	D23/311
D. 390,644	2/1998	Hicks	.....	D23/311
D. 395,700	6/1998	Butler et al.	.....	D23/311
D. 403,753	1/1999	Yu	.....	D23/296

**1 Claim, 2 Drawing Sheets**

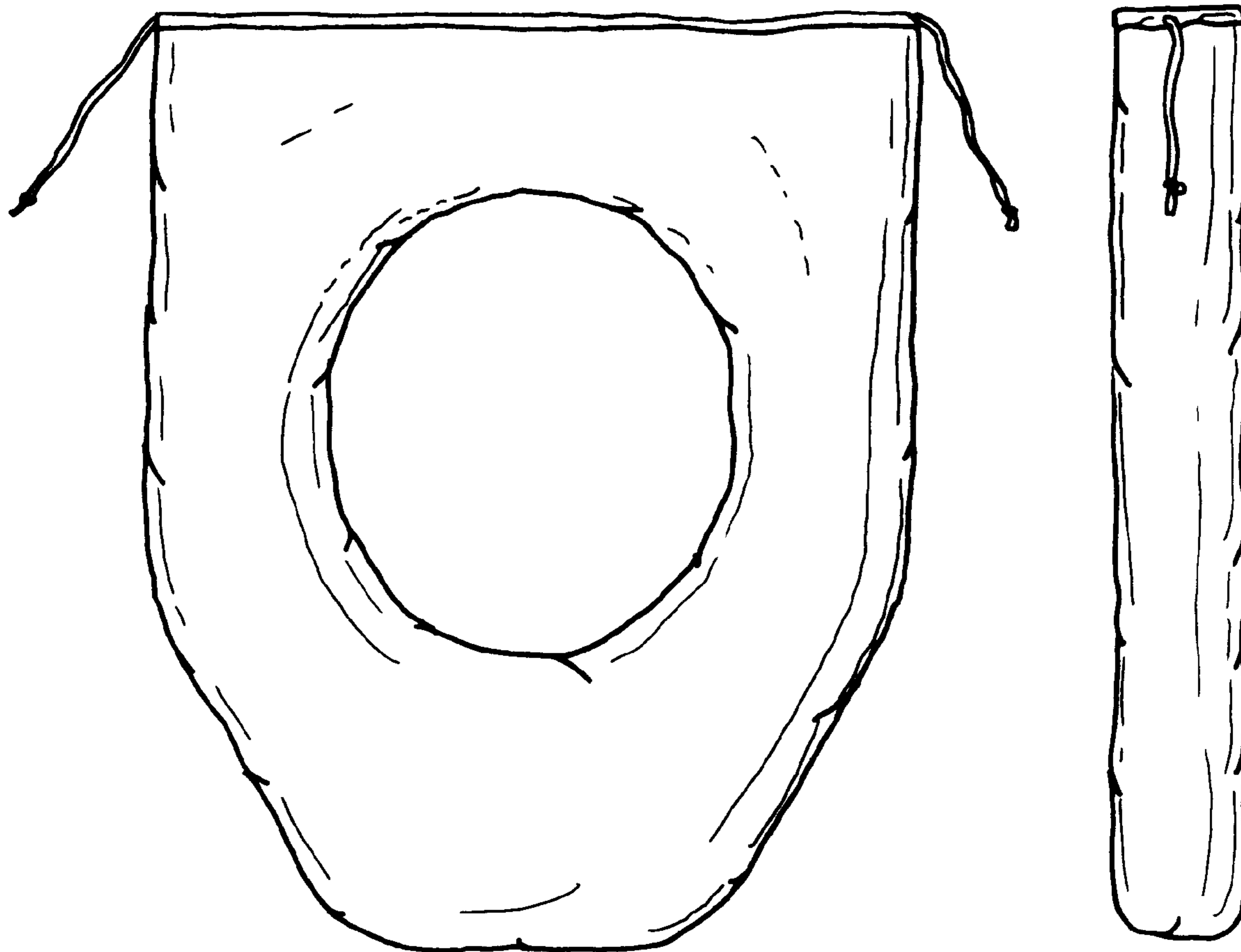


FIG. 1

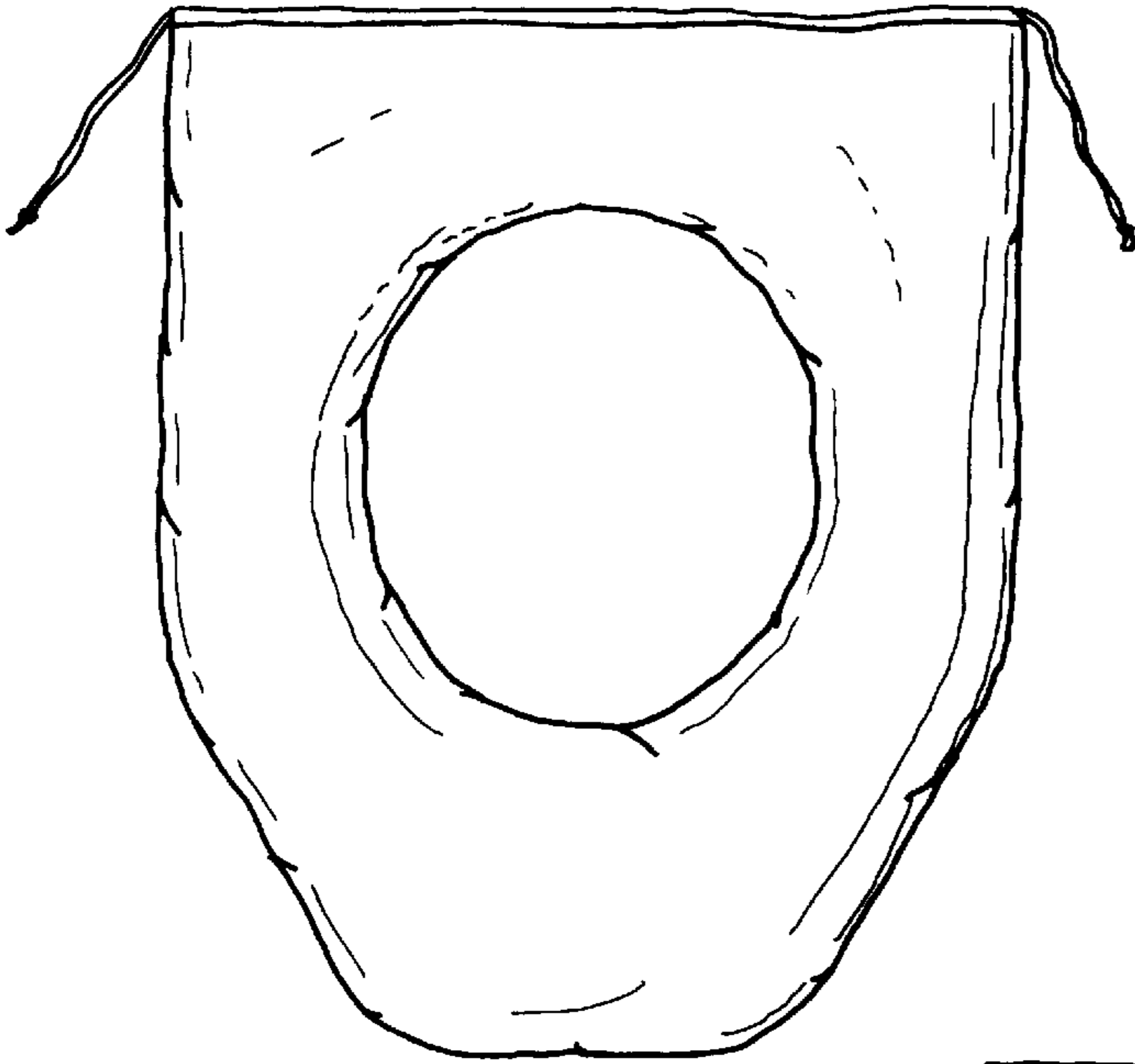


FIG. 2

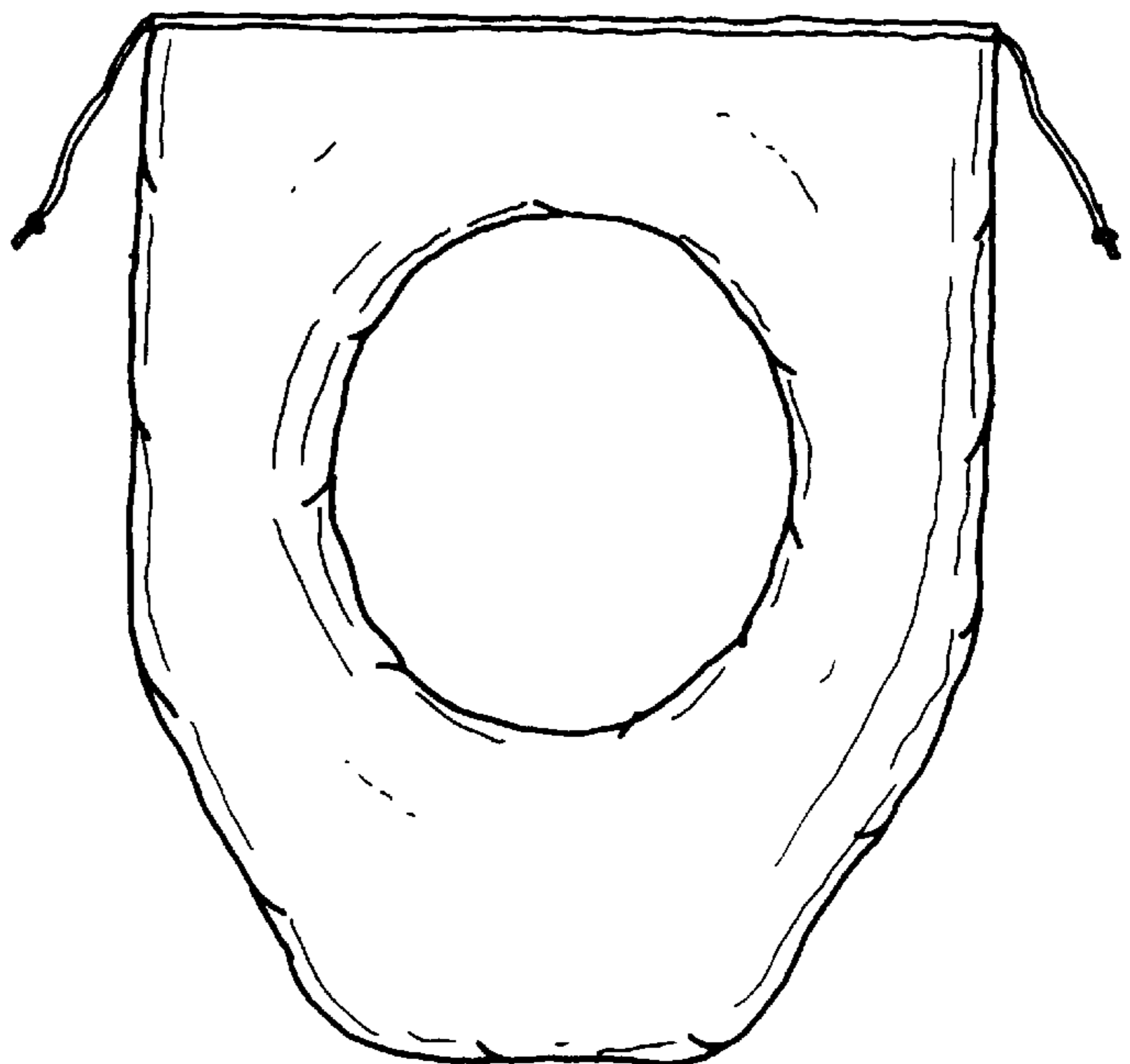


FIG. 3



FIG. 4



FIG. 5

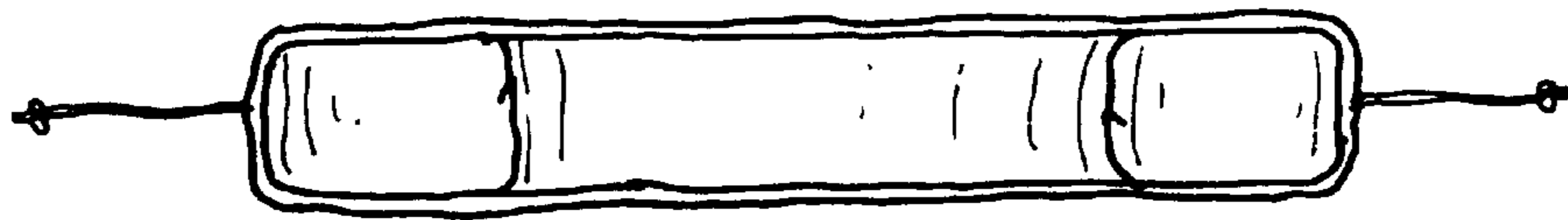


FIG. 6

