



US00D421782S

United States Patent [19]
Ryu

[11] **Patent Number: Des. 421,782**

[45] **Date of Patent: ** Mar. 21, 2000**

[54] **HOCKEY STICK SHAFT**

[75] Inventor: **Suk-Ho Ryu**, Seoul, Rep. of Korea

[73] Assignee: **Wavex Corporation**, Toronto, Canada

[**] Term: **14 Years**

[21] Appl. No.: **29/094,189**

[22] Filed: **Sep. 28, 1998**

[51] **LOC (6) Cl.** **21-02**

[52] **U.S. Cl.** **D21/757; D21/727**

[58] **Field of Search** **D21/727, 756, D21/757; 473/560-563**

[56] **References Cited**

U.S. PATENT DOCUMENTS

D. 139,475	11/1944	Laughlin .	
D. 245,441	8/1977	Middlestadt	D21/727
D. 380,027	6/1997	Ferguson	D21/727
D. 404,449	1/1999	Burger	D21/727
479,032	7/1892	Surbaugh .	
1,341,378	5/1920	McKenzie .	

1,401,896	12/1921	Ehrhart .	
2,155,804	4/1939	Rubin .	
5,520,385	5/1996	Quigley et al.	473/560
5,655,981	8/1997	Reed	473/560

Primary Examiner—Mitchell Siegel
Attorney, Agent, or Firm—Maria Parrish Tungol

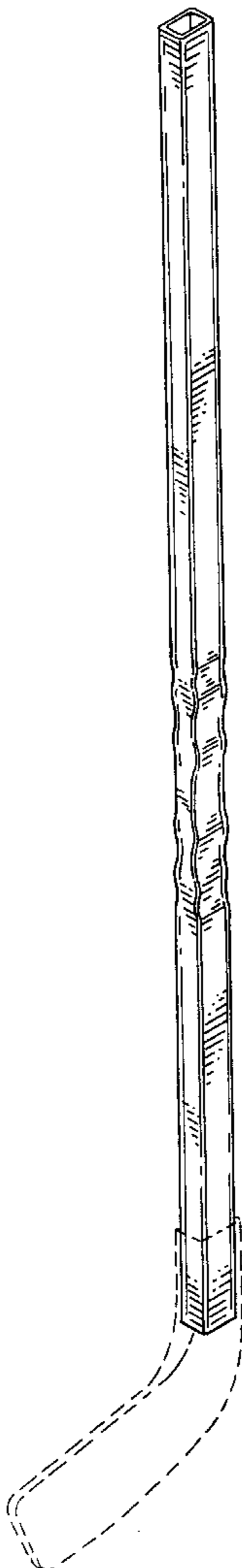
[57] **CLAIM**

The ornamental design for a hockey stick shaft, as shown and described.

DESCRIPTION

FIG. 1 is a perspective view of a hockey stick shaft showing my new design;
FIG. 2 is a front elevational view thereof.
FIG. 3 is a rear elevational view thereof.
FIG. 4 is a right side elevational view thereof;
FIG. 5 is a left side elevational view thereof;
FIG. 6 is a top plan view thereof; and,
FIG. 7 is a bottom plan view thereof.
The broken line showing the blade is for illustrative purposes only and forms no part of the claimed design.

1 Claim, 2 Drawing Sheets



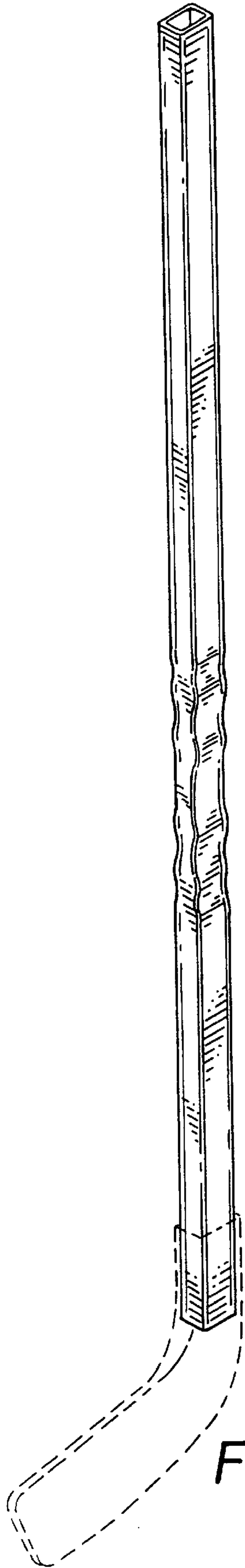


FIG. 1



FIG. 2

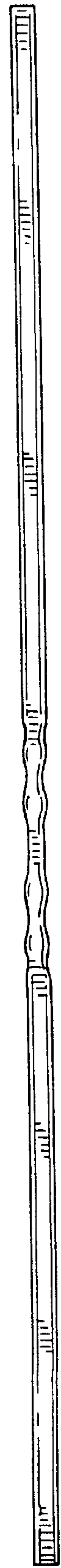


FIG. 3

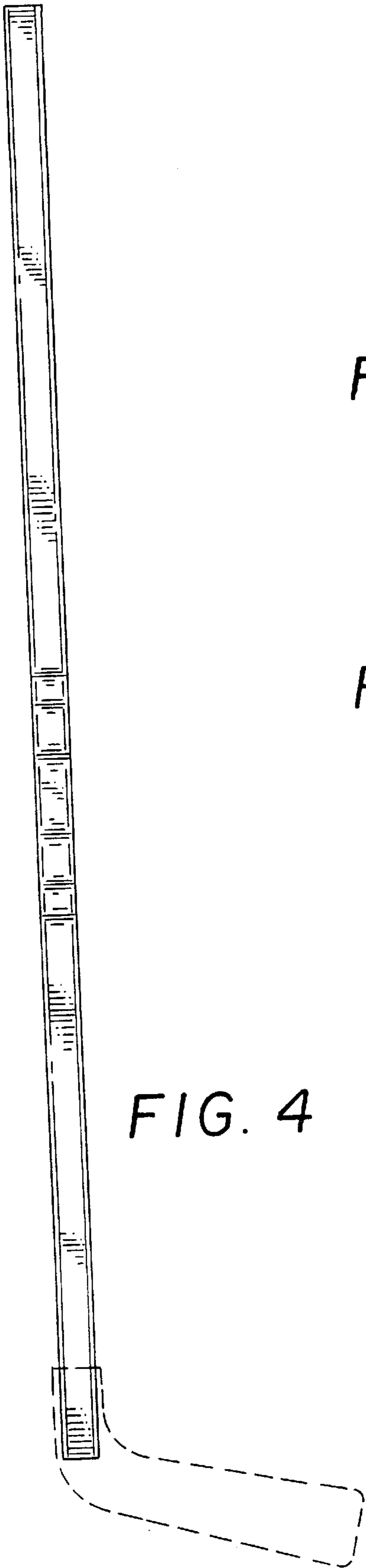


FIG. 4



FIG. 6



FIG. 7

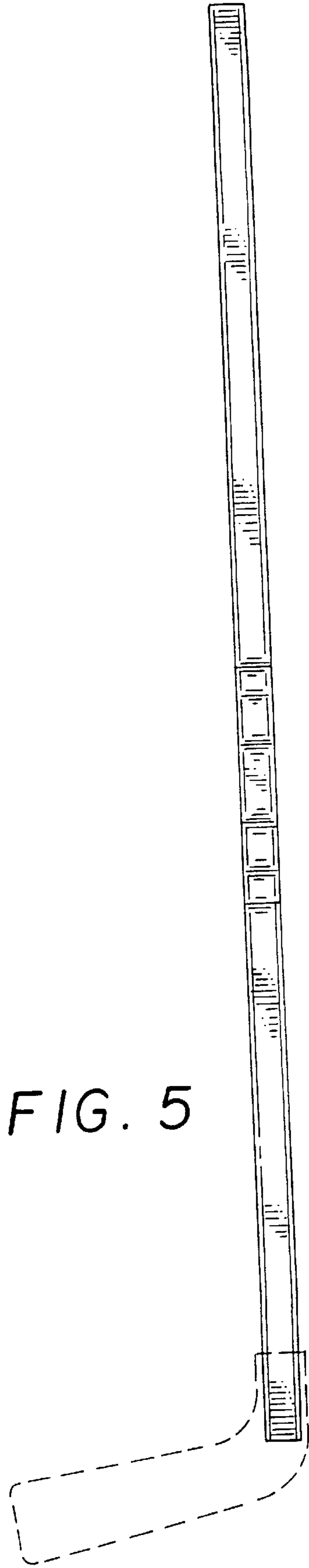


FIG. 5