



US00D421773S

**United States Patent** [19]  
**Yashar**

[11] **Patent Number: Des. 421,773**

[45] **Date of Patent: \*\* Mar. 21, 2000**

[54] **INFORMATION DISPLAY HOLDER FOR TELEPHONE CORD**

4,199,884	4/1980	Loof .....	40/316
4,656,767	4/1987	Tarrant .....	40/316
5,307,576	5/1994	Machen .....	40/316
5,479,735	1/1996	Martin, Jr. ....	40/643 X

[76] Inventor: **Nasser Yashar**, 1133 Meadow La.  
#100, Concord, Calif. 94520

[\*\*] Term: **14 Years**

*Primary Examiner*—Susan J. Lucas  
*Assistant Examiner*—Cynthia Ramirez

[21] Appl. No.: **29/035,470**

[57] **CLAIM**

[22] Filed: **Apr. 24, 1995**

The ornamental design for an information display holder for telephone cord, as shown and described.

[51] **LOC (6) Cl.** ..... **20-99**

**DESCRIPTION**

[52] **U.S. Cl.** ..... **D20/42**

[58] **Field of Search** ..... D20/42, 27, 22,  
D20/23, 41; 40/316, 317, 318, 322, 325,  
642, 643, 644, 645, 646, 591

FIG. 1 is a perspective view of the information display holder for telephone cord showing my new design:  
FIG. 2 is a front view thereof, the rear being a mirror image; and,  
FIG. 3 is a side view thereof the other side being a mirror image.

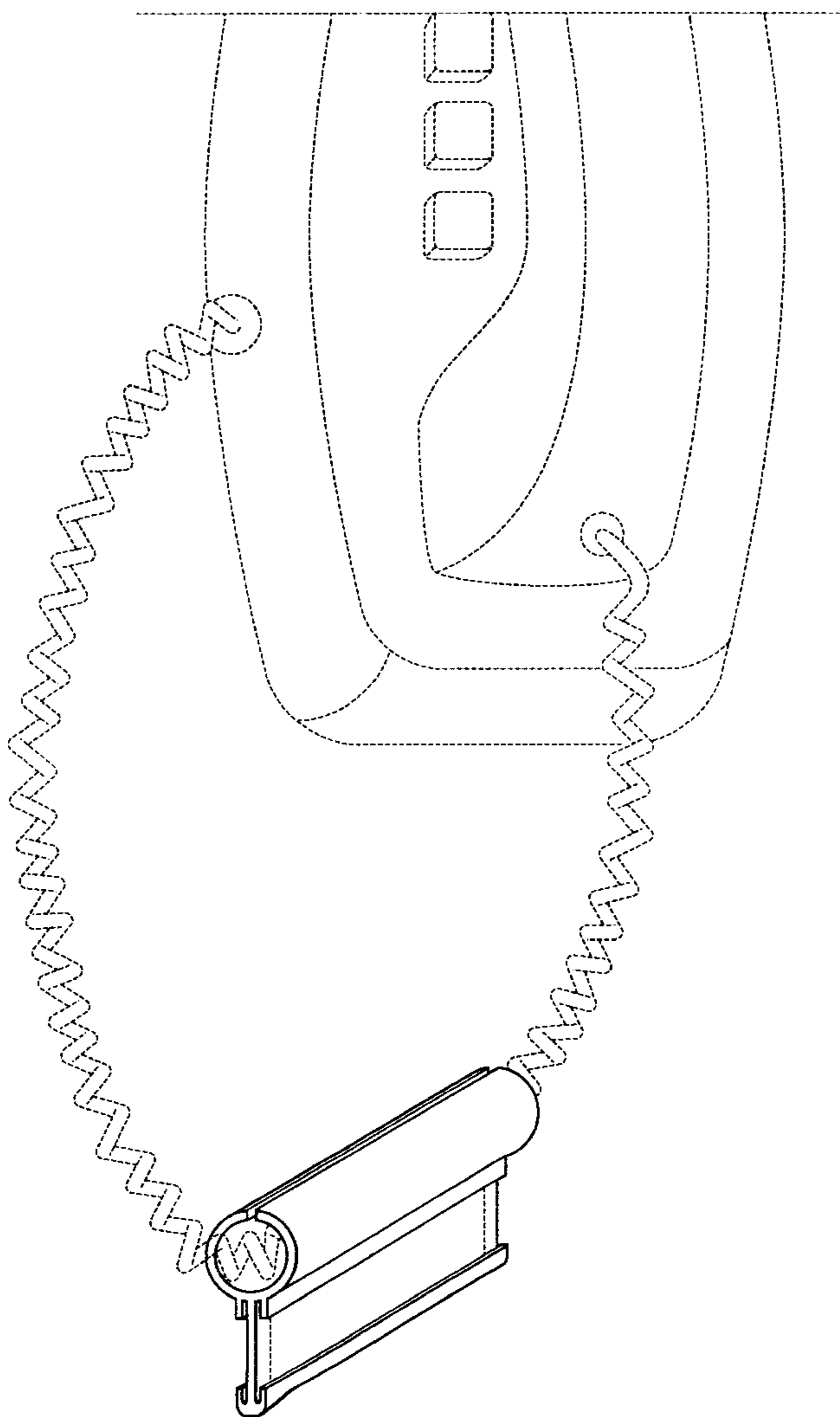
[56] **References Cited**

**U.S. PATENT DOCUMENTS**

D. 321,913	11/1991	Wolff .....	D20/42 X
D. 325,400	4/1992	Wolff .....	D20/42
D. 342,286	12/1993	Orsos .....	D20/43
D. 358,615	5/1995	Cline .....	D20/22

The telephone and cord in FIG. 1 and the message card in FIGS. 1, 2, and 3 are shown in broken lines for illustrative purposes only and form no part of the claimed design.

**1 Claim, 2 Drawing Sheets**



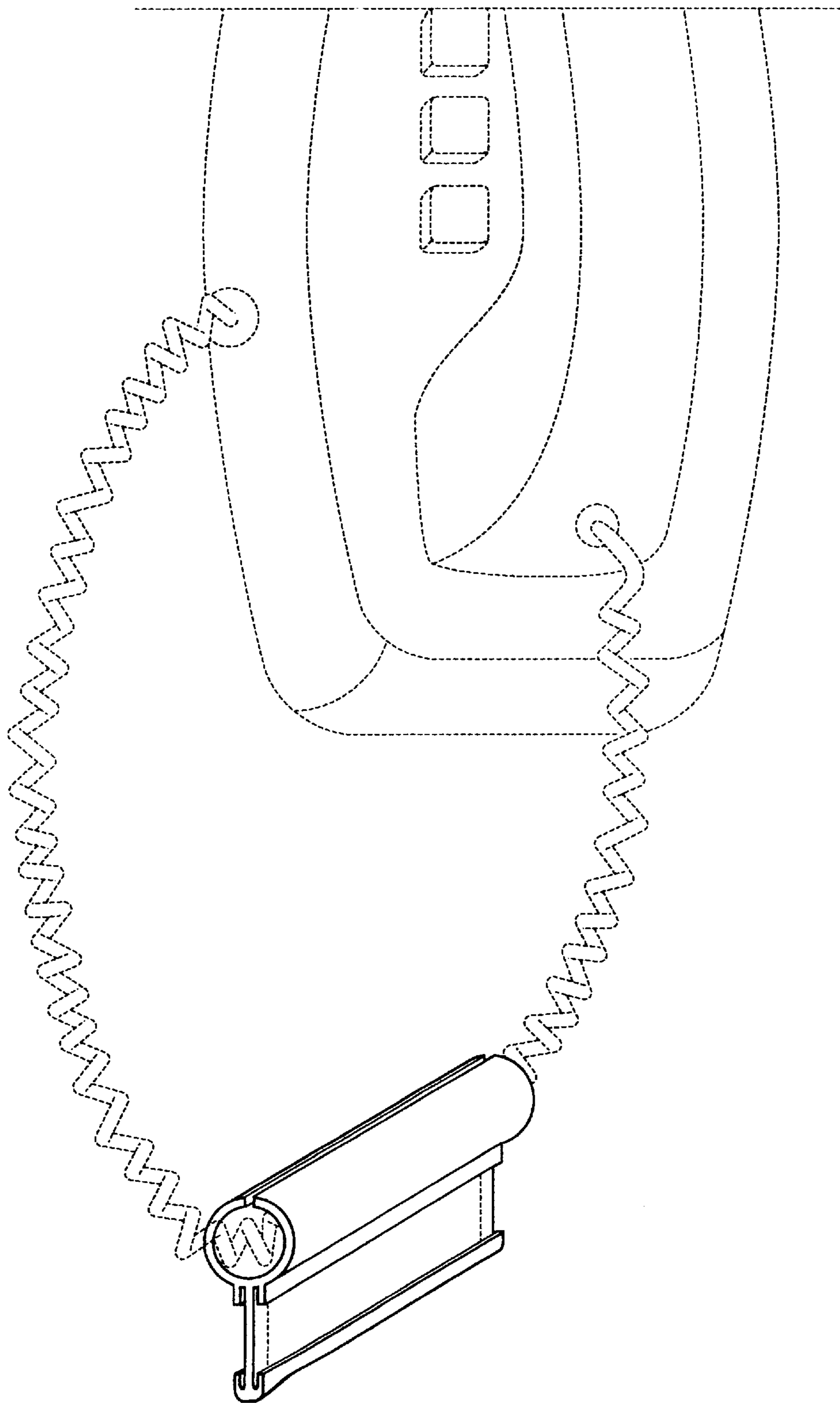
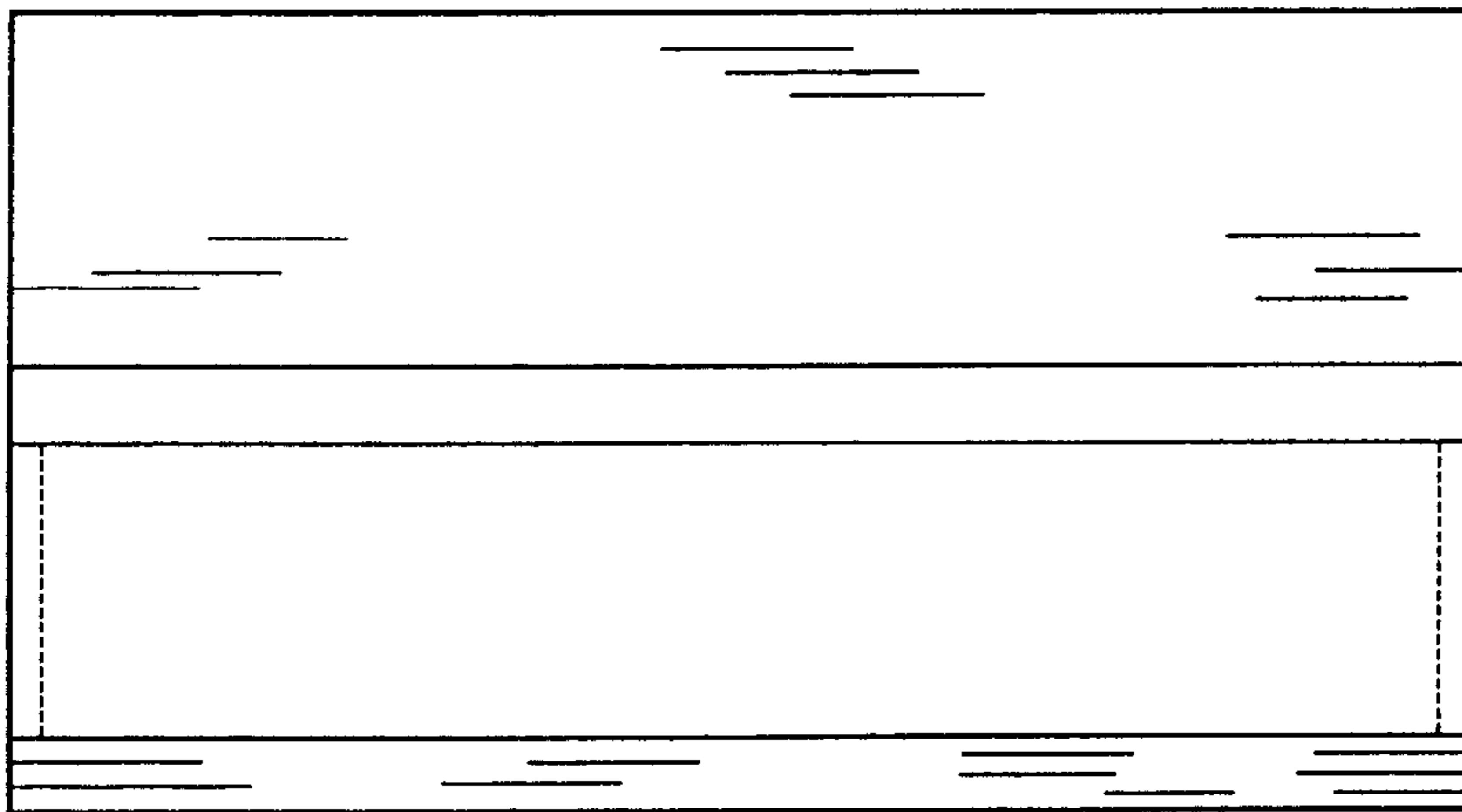
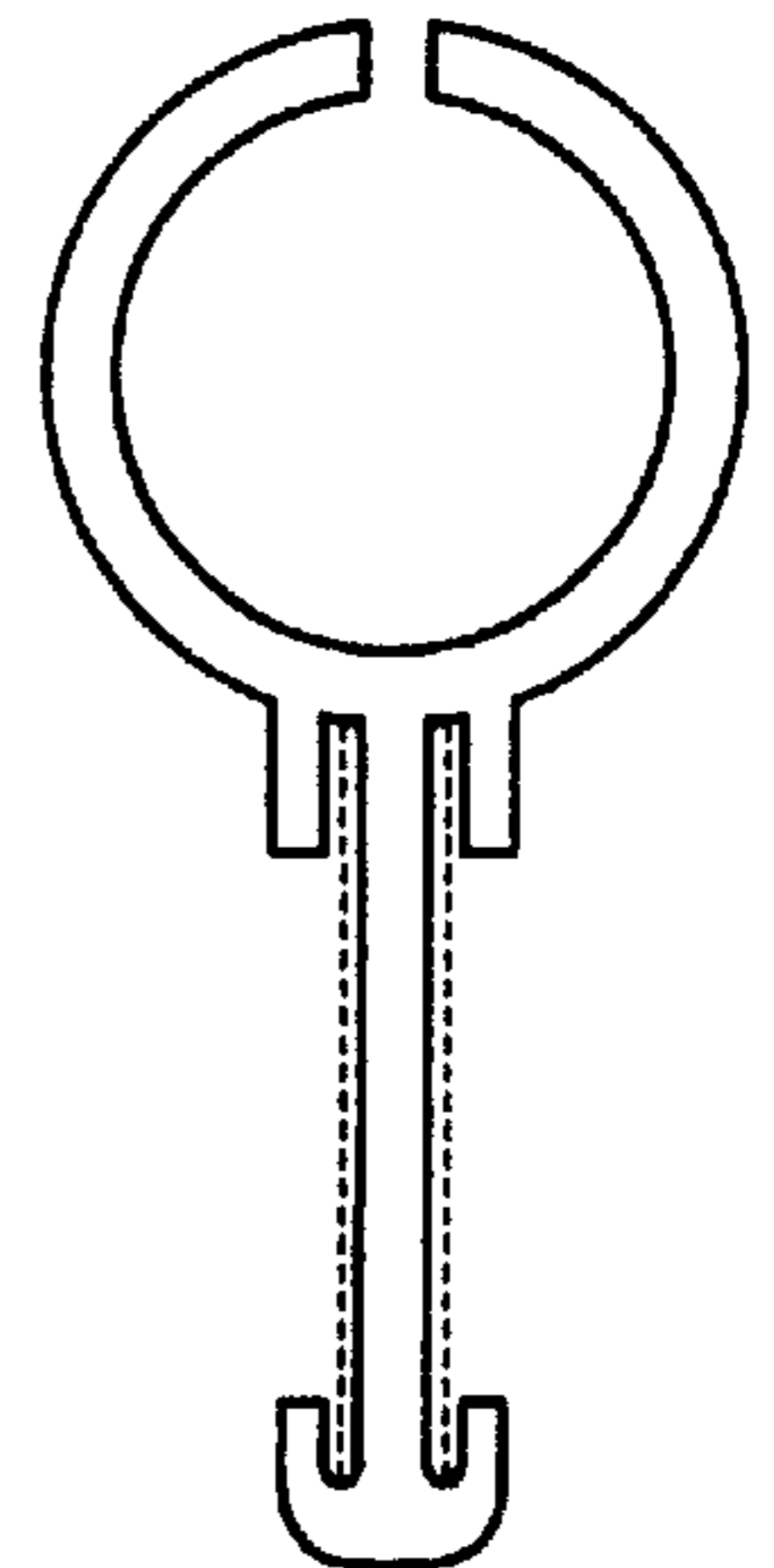


FIG. 1



**FIG. 2**



**FIG. 3**