



US00D421771S

United States Patent [19] Avenatti

[11] **Patent Number: Des. 421,771**
[45] **Date of Patent: ** Mar. 21, 2000**

[54] **WRITING INSTRUMENT**

[75] Inventor: **Giovanni Avenatti**, Settimo Torinese, Italy

[73] Assignee: **Stilolinea S.r.l.**, San Mauro Torinese, Italy

[**] Term: **14 Years**

[21] Appl. No.: **29/104,385**

[22] Filed: **May 4, 1999**

[30] **Foreign Application Priority Data**

Nov. 16, 1998 [IT] Italy T980298

[51] **LOC (6) Cl.** **19-06**

[52] **U.S. Cl.** **D19/48; D19/51; D19/56**

[58] **Field of Search** D19/35, 36, 41-51, D19/53-58, 81-85; 401/99, 100, 101, 103, 104, 116, 117, 6, 7, 88, 209

[56] **References Cited**

U.S. PATENT DOCUMENTS

- D. 183,917 11/1958 Dreyfuss D19/51
- D. 382,016 8/1997 Takahashi D19/56 X
- D. 398,642 9/1998 Avenatti D19/48
- D. 400,581 11/1998 Hasegawa D19/51
- D. 400,922 11/1998 Sakuno D19/48

D. 402,311 12/1998 Avenatti D19/48

Primary Examiner—Martie K. Holtje
Attorney, Agent, or Firm—Seidel Gonda Lavorgna & Monaco, PC

[57] **CLAIM**

I claim the ornamental design for a writing instrument, as shown and described.

DESCRIPTION

FIG. 1 is a perspective view of a first embodiment of the writing instrument showing my new design;
 FIG. 2 is a left view thereof;
 FIG. 3 is a front view thereof;
 FIG. 4 is a right view thereof;
 FIG. 5 is a rear view thereof;
 FIG. 6 is a bottom view thereof;
 FIG. 7 is a top view thereof;
 FIG. 8 is a perspective view of a second embodiment of the writing instrument showing my new design;
 FIG. 9 is a left view thereof;
 FIG. 10 is a front view thereof;
 FIG. 11 is a right view thereof;
 FIG. 12 is a rear view thereof;
 FIG. 13 is a bottom view thereof; and,
 FIG. 14 is a top view thereof.

1 Claim, 4 Drawing Sheets

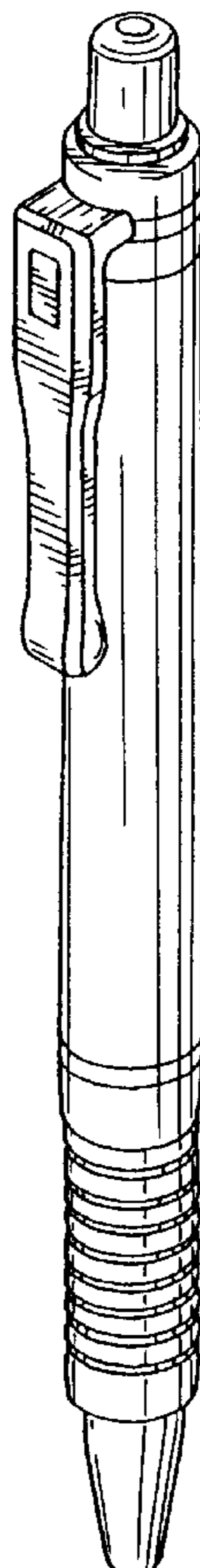
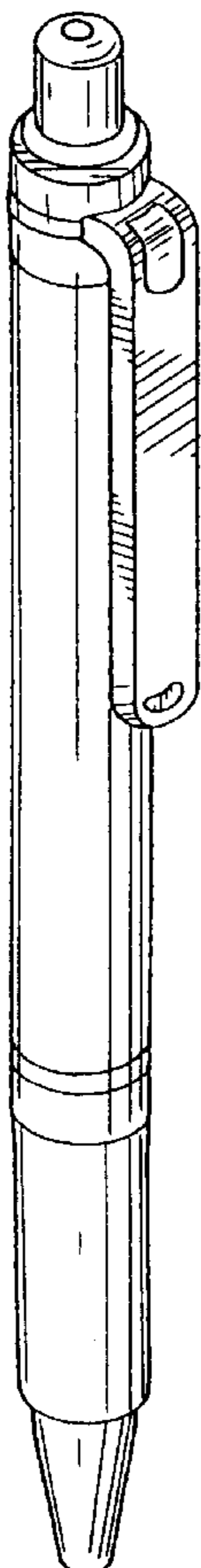


FIG. 1

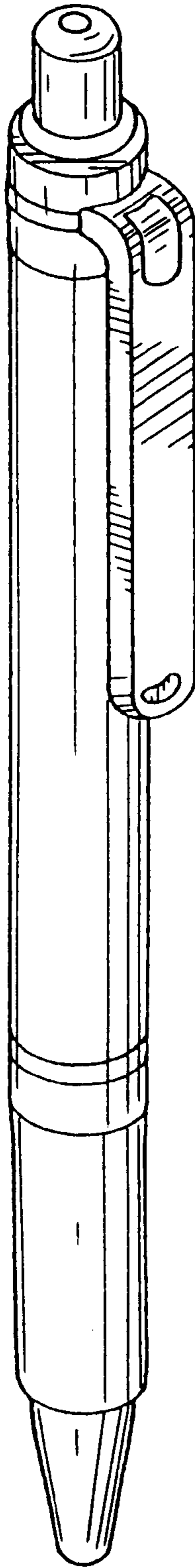


FIG. 2




FIG. 3




FIG. 4




FIG. 5



FIG. 6




FIG. 7

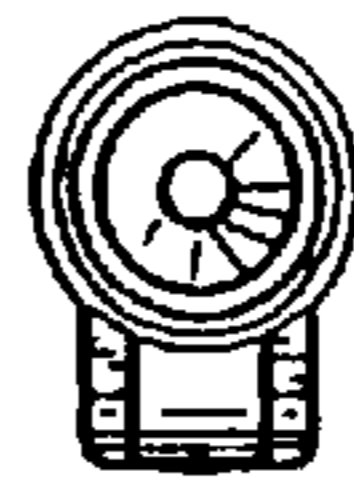


FIG. 8




FIG. 9



FIG. 10




FIG. 11



FIG. 12



FIG. 13

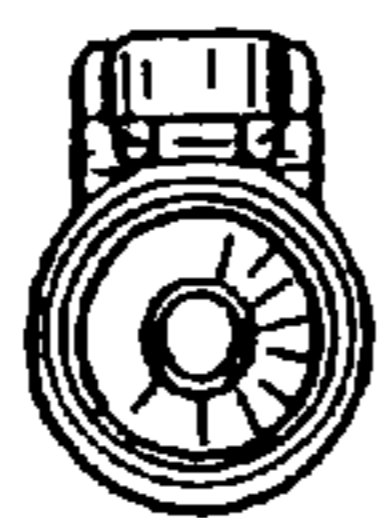


FIG. 14

