



US00D421750S

United States Patent [19]

Su

[11] **Patent Number: Des. 421,750**

[45] **Date of Patent: ** Mar. 21, 2000**

[54] **KEYBOARD**

D. 387,051 12/1997 Peng D14/115

[75] Inventor: **Tsui-Jong Su**, Taipei Hsien, Taiwan

Primary Examiner—Freda Nunn
Attorney, Agent, or Firm—Ohlandt, Greeley, Ruggiero & Perle

[73] Assignee: **Shin Jih Corporation**, Hsin-Tien, Taiwan

[**] Term: **14 Years**

[57] **CLAIM**

The ornamental design for a keyboard, as shown and described.

[21] Appl. No.: **29/102,906**

[22] Filed: **Apr. 5, 1999**

DESCRIPTION

[51] **LOC (6) Cl.** **14-02**

FIG. 1 is a perspective view of a keyboard showing my new design;

[52] **U.S. Cl.** **D14/115**

FIG. 2 is a front elevational view thereof;

[58] **Field of Search** D14/100, 101, D14/106, 115; D18/1, 2, 7; 178/17 A, 17 C; 200/5 A, 5 R, 6 A, 6 R; 235/145 A, 145 R; 345/168, 160; 341/22, 23; 364/708.1; 400/472, 479, 484-486; 708/141

FIG. 3 is a rear elevational view thereof;

FIG. 4 is a left side elevational view thereof;

FIG. 5 is a right side elevational view thereof;

FIG. 6 is a top plan view thereof;

FIG. 7 is a bottom plan view thereof; and,

FIG. 8 is a perspective view when in use.

[56] **References Cited**

U.S. PATENT DOCUMENTS

D. 385,551 10/1997 Viletto et al. D14/115

1 Claim, 4 Drawing Sheets





FIG. 1

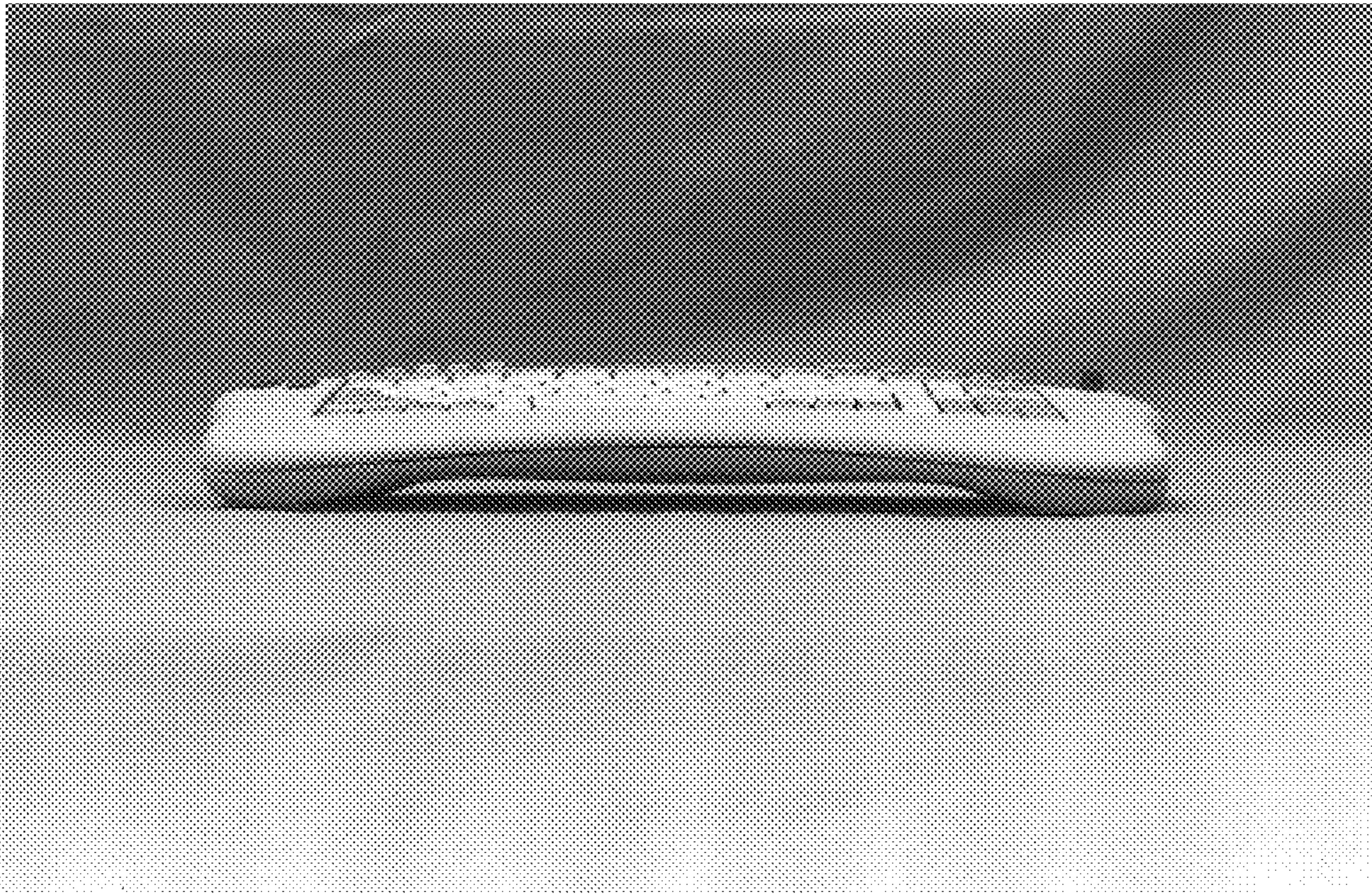


FIG. 2




FIG. 3




FIG. 4




FIG. 5




FIG. 6




FIG. 7




FIG. 8