



US00D421726S

United States Patent [19]

Yang et al.

[11] Patent Number: **Des. 421,726**

[45] Date of Patent: **** Mar. 21, 2000**

[54] **COMBINED LENS FOR CLEARANCE
SIDEMARKER AND IDENTIFICATION
LAMP**

D. 346,562	5/1994	Parsons et al.	D10/111
D. 388,725	1/1998	Estrada	D10/111
D. 397,633	9/1998	Yang et al.	D10/111
D. 402,576	12/1998	Yang et al.	D10/111

[75] Inventors: **Yubo Yang**, North Brunswick;
Chenhua You, Spring Lake Heights;
Rand J. Eikelberger, Allenwood, all of
N.J.

Primary Examiner—Marcus A. Jackson
Attorney, Agent, or Firm—Oblon, Spivak, McClelland,
Maier & Neustadt, P.C.

[73] Assignee: **Dialight Corporation**, Manasquan, N.J.

[**] Term: **14 Years**

[57] CLAIM

[21] Appl. No.: **29/079,757**

The ornamental design for a combined lens for a clearance
sidemarker and identification lamp, as shown and described.

[22] Filed: **Nov. 12, 1997**

DESCRIPTION

Related U.S. Application Data

[62] Division of application No. 29/048,703, Jan. 11, 1996, Pat.
No. Des. 397,633.

FIG. 1 is a front view of a combined lens for clearance
sidemarker and identification lamp showing our new design;

[51] **LOC (6) Cl.** **10-05**

FIG. 2 is a rear elevational view thereof;

[52] **U.S. Cl.** **D10/111**

FIG. 3 is a bottom view thereof;

[58] **Field of Search** D10/109, 111,
D10/113, 121; 359/515-530

FIG. 4 is a top view thereof; and,

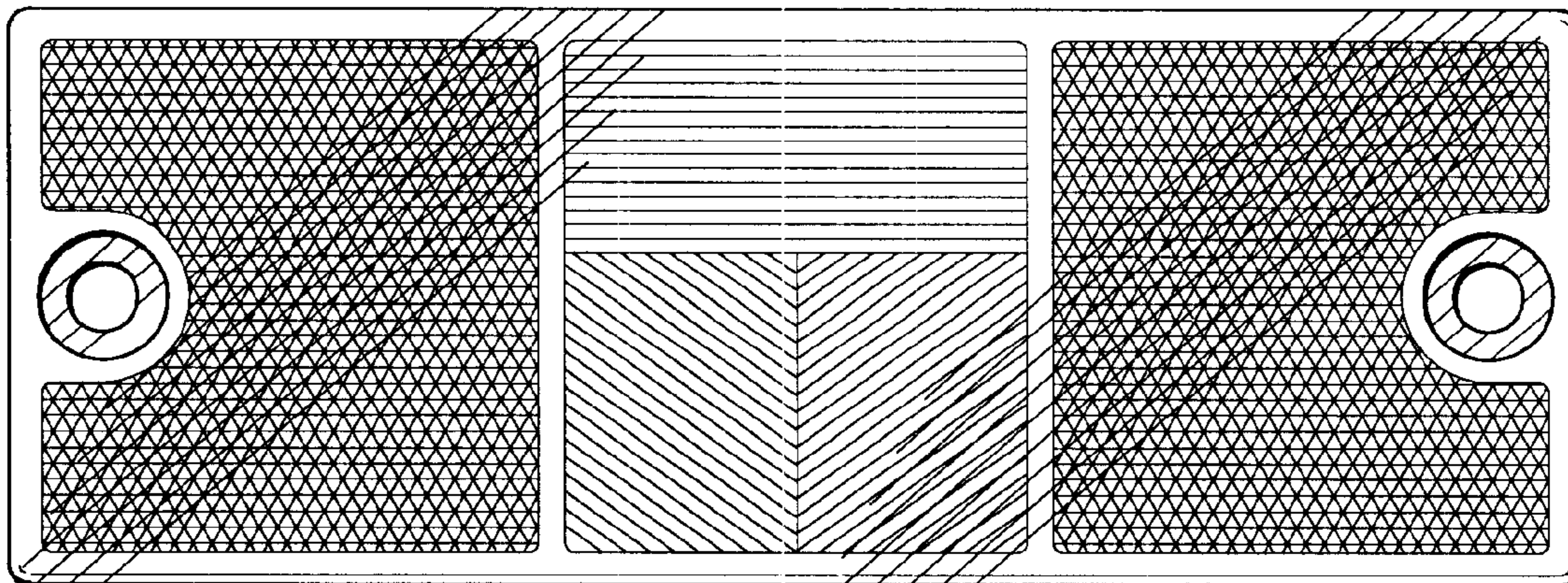
FIG. 5 is a side elevational view thereof, with the opposite
side being a mirror image of the side shown;

[56] References Cited

U.S. PATENT DOCUMENTS

D. 309,869 8/1990 Dunmore D10/111

1 Claim, 2 Drawing Sheets



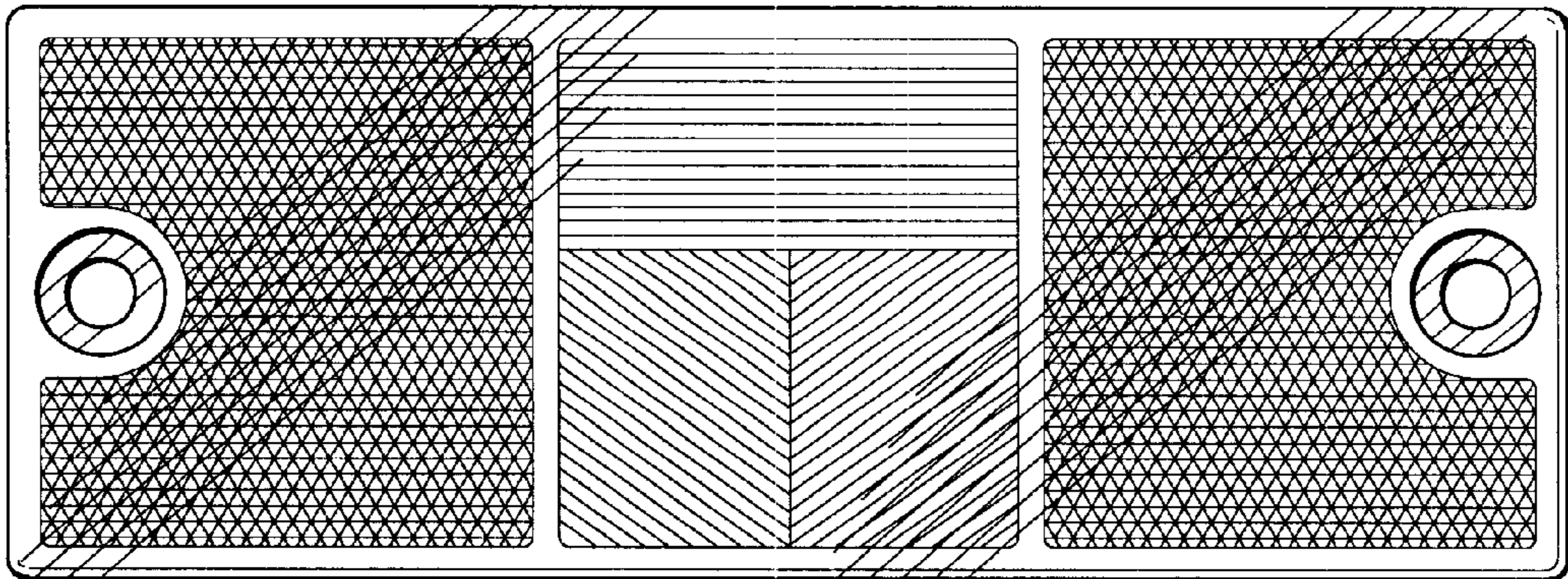


FIG. 1

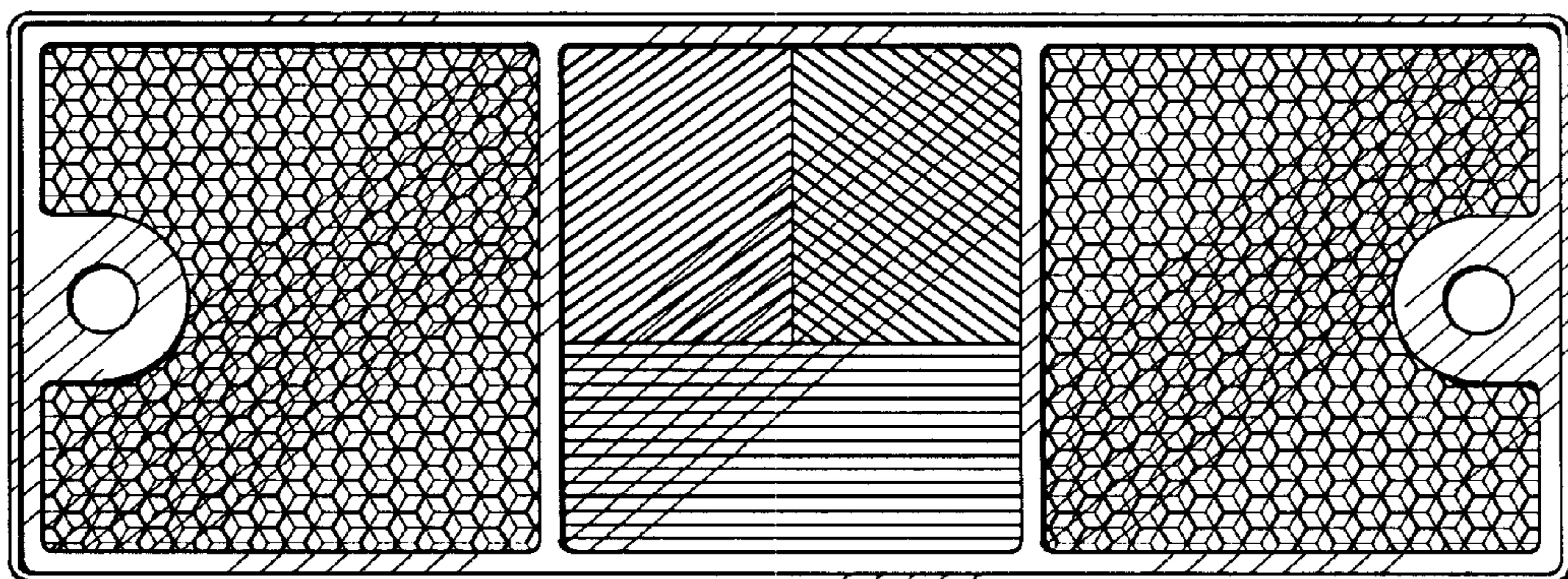


FIG. 2



FIG. 3




FIG. 4



FIG. 5