



US00D421724S

**United States Patent** [19]  
**Chodat**

[11] **Patent Number: Des. 421,724**

[45] **Date of Patent: \*\* Mar. 21, 2000**

[54] **WATCH CASE**

D. 339,303 9/1993 Sugita ..... D10/38  
D. 391,175 2/1998 Wunderman ..... D10/32

[75] Inventor: **Jean-Pierre Chodat**, Auvernier,  
Switzerland

*Primary Examiner*—Nelson C. Holtje  
*Attorney, Agent, or Firm*—Stroock & Stroock & Lavan LLP

[73] Assignee: **Ebel S.A.**, La Chaux-De-Fonds,  
Switzerland

[57] **CLAIM**

[\*\*] Term: **14 Years**

The ornamental design for a watch case, as shown.

[21] Appl. No.: **29/107,883**

**DESCRIPTION**

[22] Filed: **Jul. 15, 1999**

FIG. 1 is a perspective view of a watch case in accordance with the invention;

[30] **Foreign Application Priority Data**

FIG. 2 is a top plan view of the watch case depicted in FIG. 1;

Feb. 8, 1999 [XH] Hague Agreement ..... DMA/004377

FIG. 3 is a bottom plan view of the watch case depicted in FIG. 1;

[51] **LOC (6) Cl.** ..... **10-02**

FIG. 4 is a left-hand side elevational view of the watch case depicted in FIG. 1;

[52] **U.S. Cl.** ..... **D10/30; D10/38**

FIG. 5 is a right-hand side elevational view of the watch case depicted in FIG. 1;

[58] **Field of Search** ..... D10/1-40, 122-132;  
368/280-282, 276-277, 285

FIG. 6 is a rear elevational view of the watch case depicted in FIG. 1; and,

[56] **References Cited**

FIG. 7 is a front elevational view of the watch case depicted in FIG. 1.

**U.S. PATENT DOCUMENTS**

D. 62,195 4/1923 Seiger .  
D. 62,196 4/1923 Seiger .  
D. 268,485 4/1983 Claude ..... D10/38

**1 Claim, 4 Drawing Sheets**



FIG. 1




FIG. 2




FIG. 3



FIG. 4




FIG. 5




FIG. 6




FIG. 7

