



US00D421718S

United States Patent [19]

[11] **Patent Number: Des. 421,718**

Durliat et al.

[45] **Date of Patent: ** *Mar. 21, 2000**

[54] **PORTION OF A TRIGGER FOR TRIGGER PUMP DISPENSER**

3,580,432	5/1971	Brooks	222/402.13
5,303,867	4/1994	Peterson	239/333
5,335,858	8/1994	Dunning et al.	239/333
5,848,733	12/1998	Foster et al.	222/153.13

[75] Inventors: **Leonaora M. Durliat**, Toledo, Ohio;
Alan N. Bodker, Wayne, N.J.

Primary Examiner—Cathron B. Matta

[73] Assignee: **Owens-Illinois Closure Inc.**, Toledo, Ohio

[57] CLAIM

[*] Notice: This patent is subject to a terminal disclaimer.

The ornamental design for a portion of a trigger for a trigger pump dispenser, as shown and described.

[**] Term: **14 Years**

DESCRIPTION

[21] Appl. No.: **29/092,026**

FIG. 1 is a left side elevational view of a portion of a trigger for a trigger pump dispenser showing our new design. Environmental parts are shown in broken lines for illustrative purposes only and form no part of the claimed design;

[22] Filed: **Aug. 11, 1998**

FIG. 2 is a front elevational view; and,

[51] **LOC (6) Cl.** **09-07**

[52] **U.S. Cl.** **D9/434; D9/448**

[58] **Field of Search** D9/300, 434, 447, D9/448; D23/213, 223-226; 222/153.1, 153.11, 153.12, 153.13, 153.14, 383.1, 383.2, 383.3, 384, 385, 402.13; 239/333

FIG. 3 is a bottom plan view.

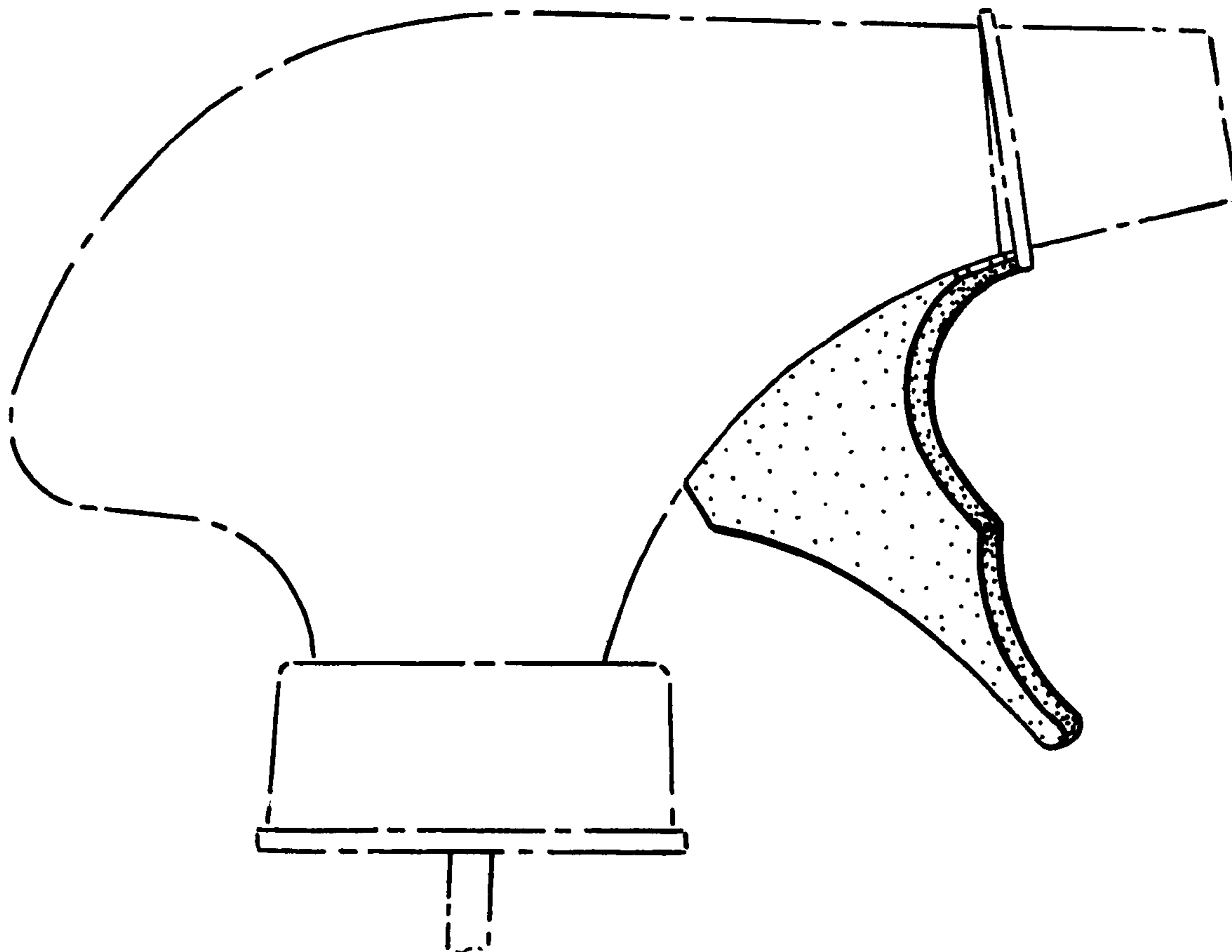
The right side elevational view is a mirror image of the left side elevational view.

[56] References Cited

U.S. PATENT DOCUMENTS

D. 244,991 7/1977 Weckman et al. D9/300

1 Claim, 1 Drawing Sheet



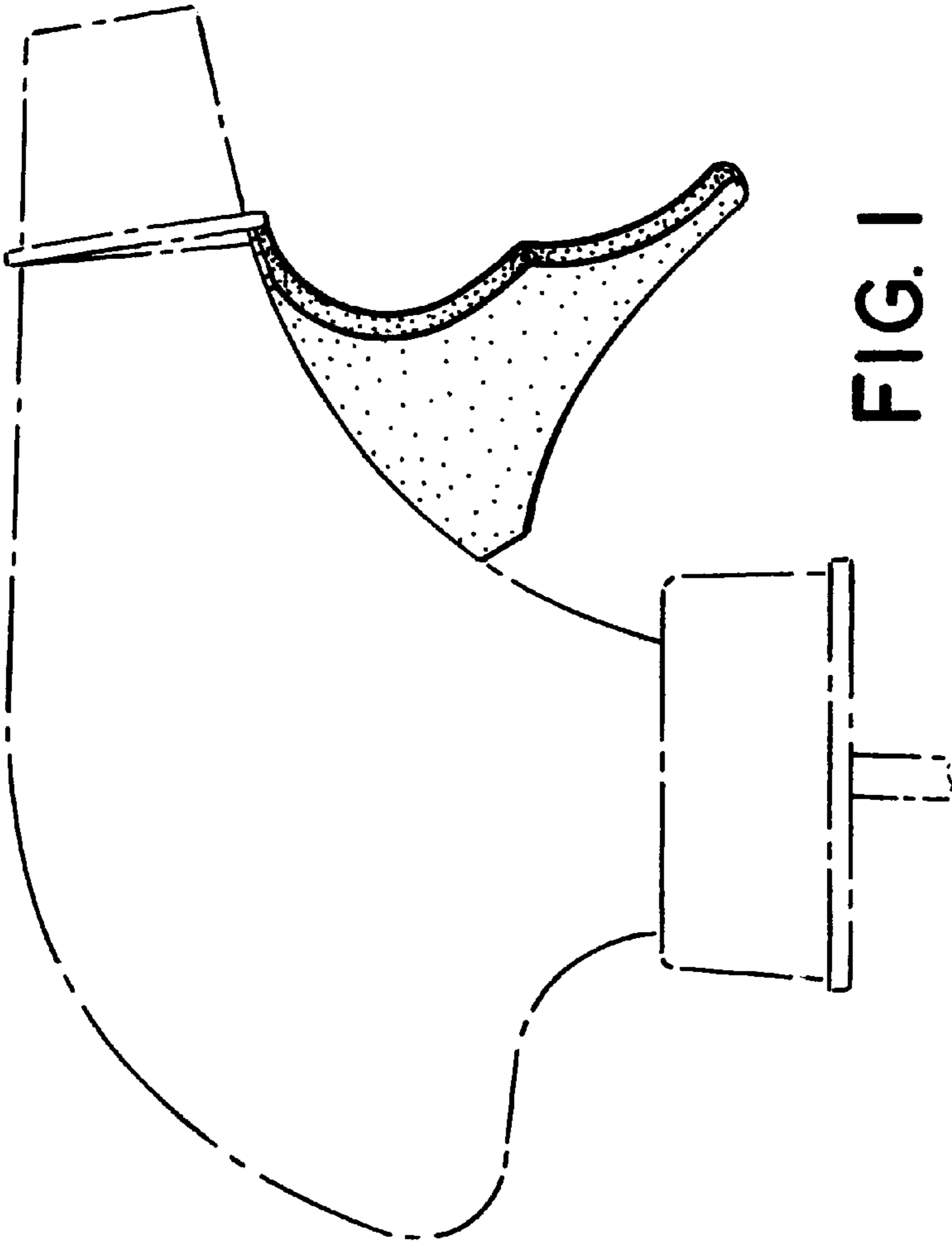


FIG. 1




FIG. 2

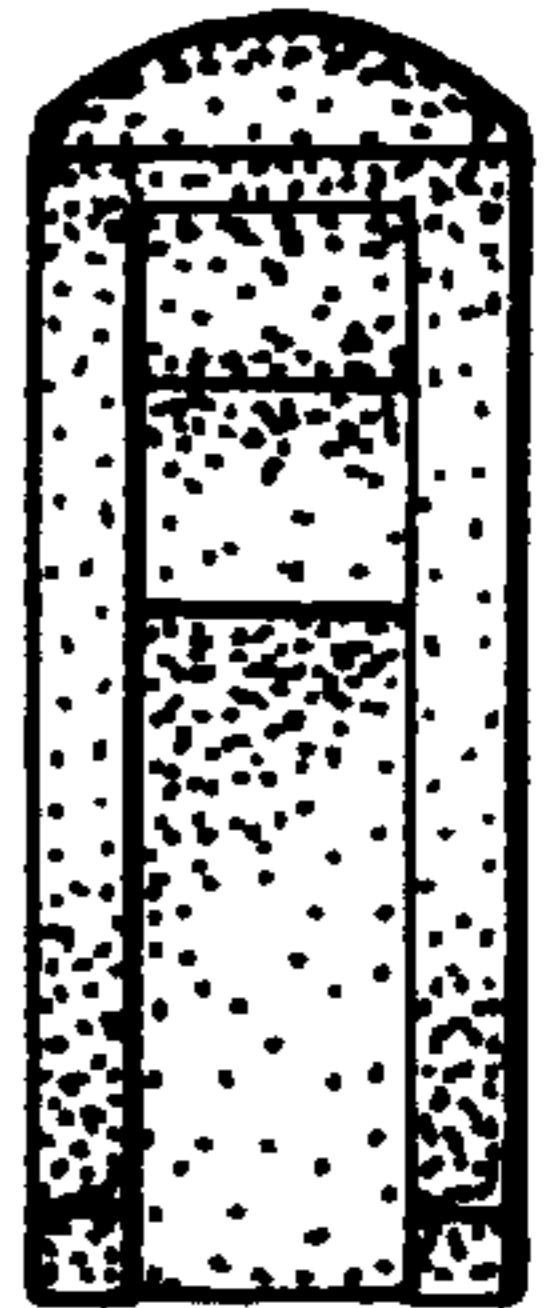


FIG. 3