



US00D421712S

United States Patent [19]

[11] **Patent Number: Des. 421,712**

Brown et al.

[45] **Date of Patent: ** Mar. 21, 2000**

[54] **ORNAMENTAL HOOK**

5,104,082	4/1992	Bayer	248/303
5,285,364	2/1994	Bayer	362/405
5,575,446	11/1996	Swenson et al.	248/304

[76] Inventors: **John P. Brown; Susan E. Brown**, both of P.O. Box 503, Simsbury, Conn. 06070

Primary Examiner—Holly Baynham
Attorney, Agent, or Firm—McCormick, Paulding & Huber LLP

[**] Term: **14 Years**

[21] Appl. No.: **29/098,407**

[57] **CLAIM**

[22] Filed: **Dec. 29, 1998**

The ornamental design for an ornamental hook, as shown and described.

[51] **LOC (6) Cl.** **08-05**

DESCRIPTION

[52] **U.S. Cl.** **D8/370; D8/367; D8/373**

[58] **Field of Search** D8/370, 367, 373; 248/302, 303, 339; 24/369; D11/130

FIG. 1 is a perspective view of the ornamental hook; FIG. 2 is a front view of an ornamental hook incorporating our design;

[56] **References Cited**

FIG. 3 is a back view thereof; FIG. 4 is a right side perspective view thereof; FIG. 5 is a left side perspective view thereof; FIG. 6 is a bottom view thereof; and, FIG. 7 is a top view thereof.

U.S. PATENT DOCUMENTS

D. 398,516	9/1998	Brown et al.	D8/370
1,927,578	9/1933	Thompson	40/659
2,544,516	3/1951	Walters	160/348
3,223,373	12/1965	Molinaro	248/339
4,887,785	12/1989	Blaich	248/339
4,909,466	3/1990	Matthews	248/303
4,957,259	9/1990	Wolf, Jr.	248/304

The broken line showing of ornamental elements is for illustrative purposes only and forms no part of the claimed design.

1 Claim, 2 Drawing Sheets

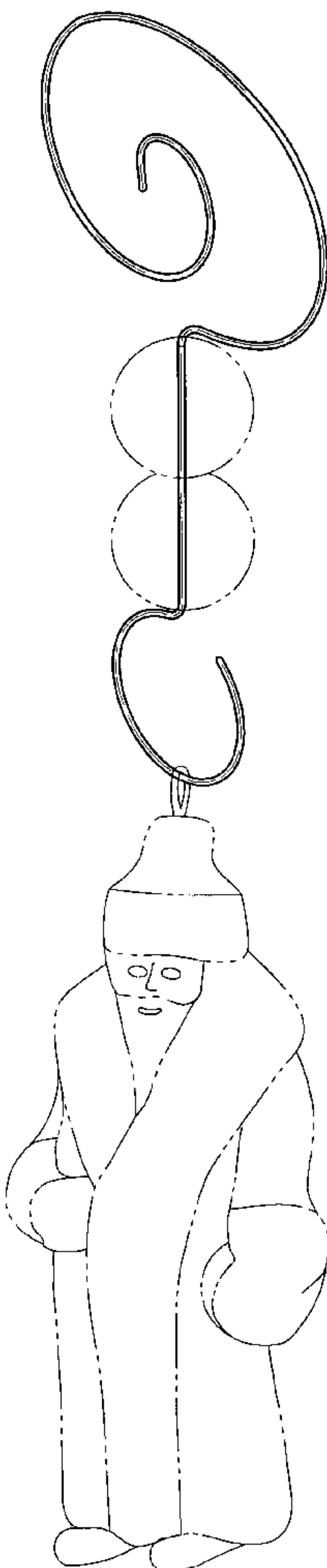


FIG. 1

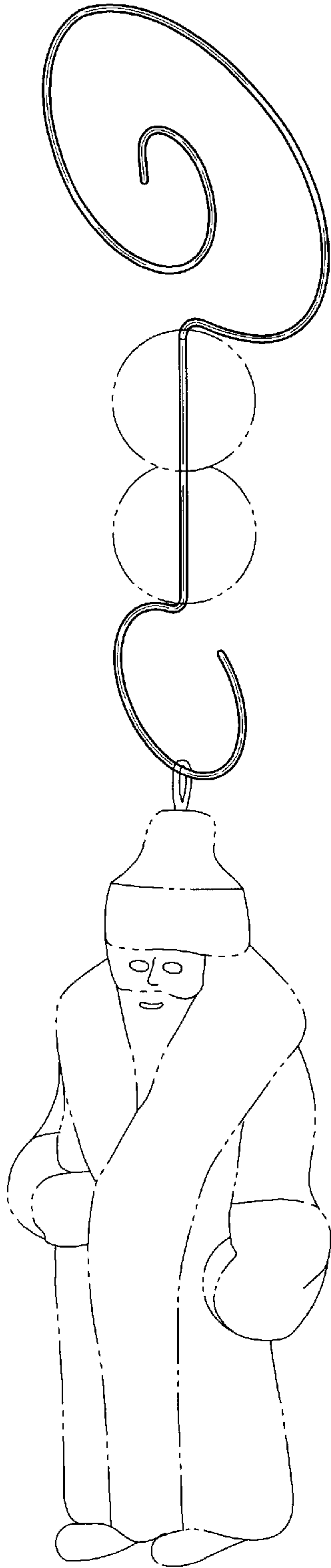


FIG. 2

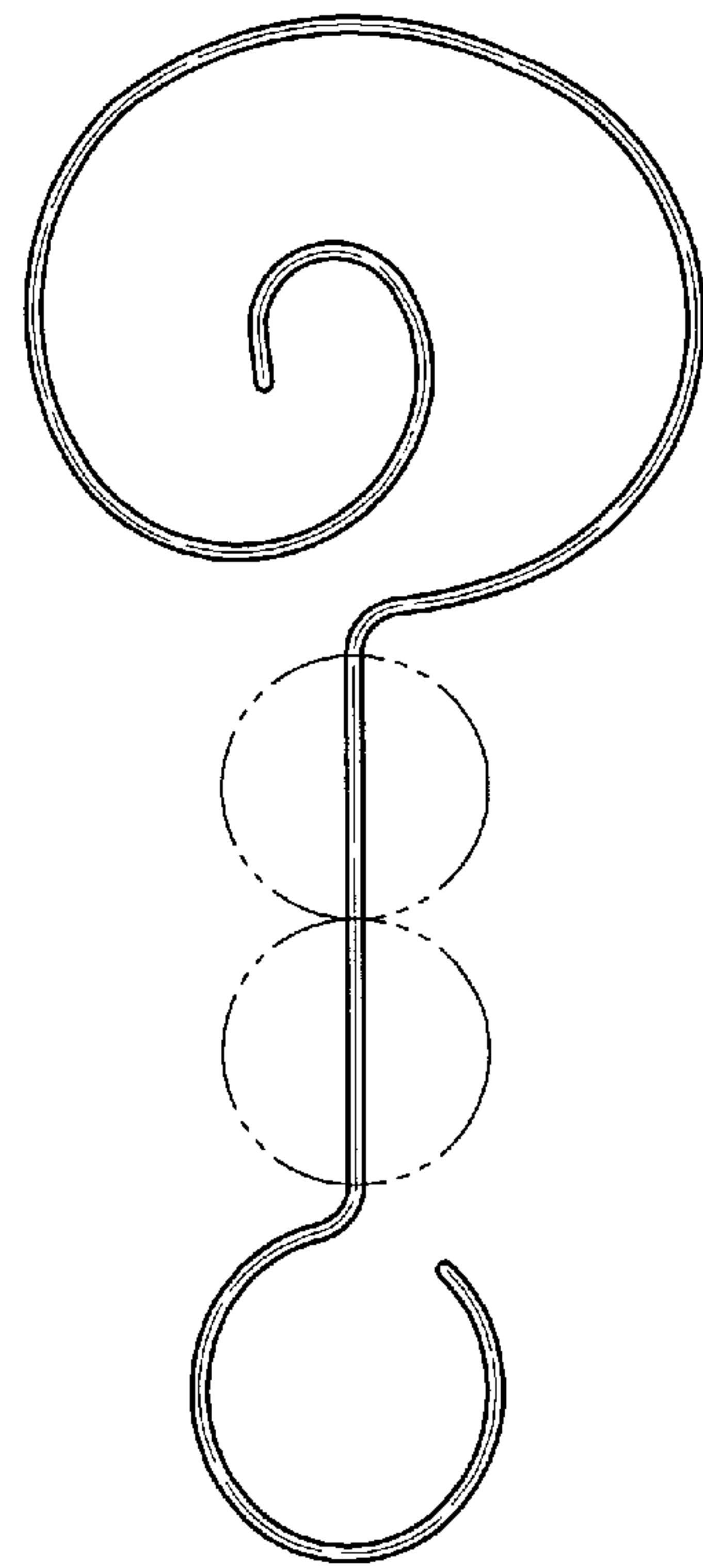


FIG. 3

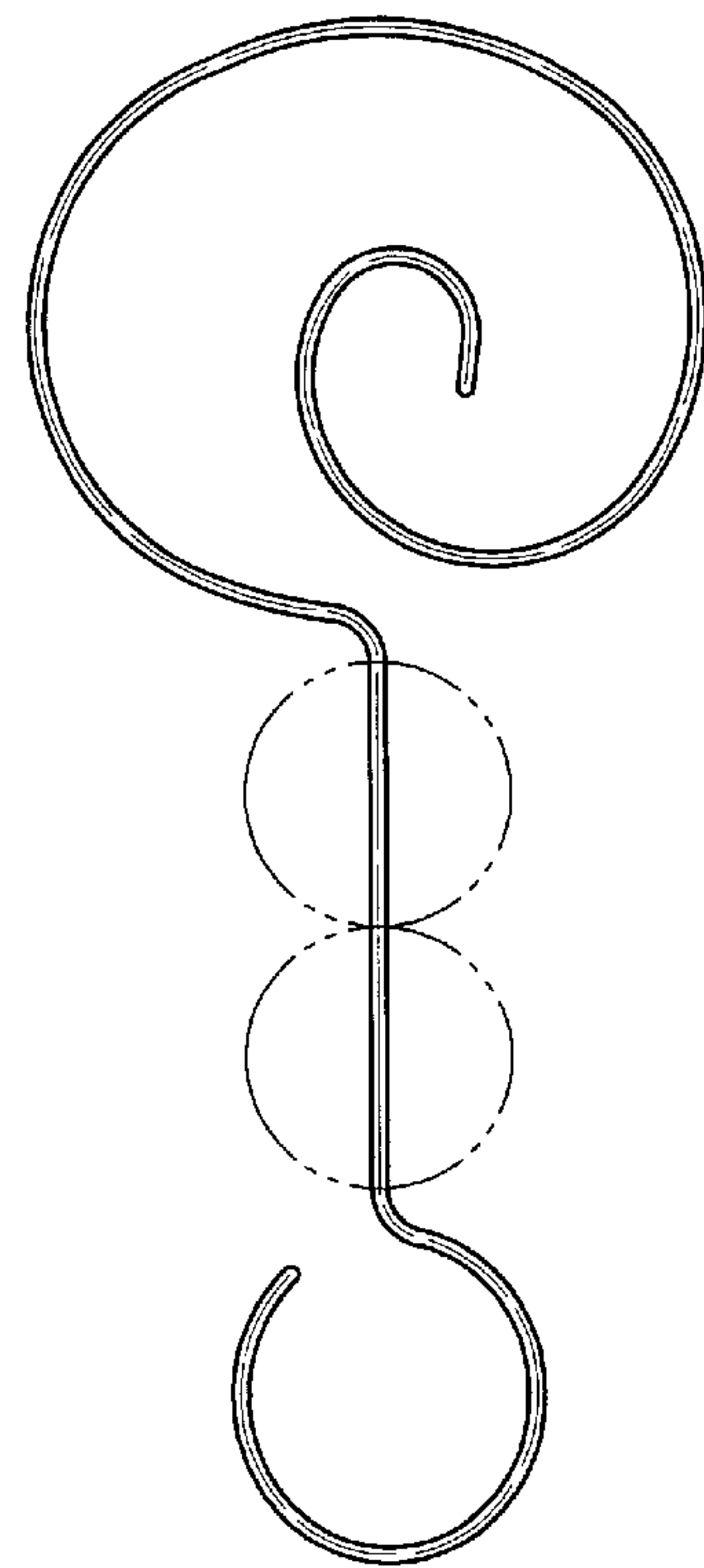


FIG. 4

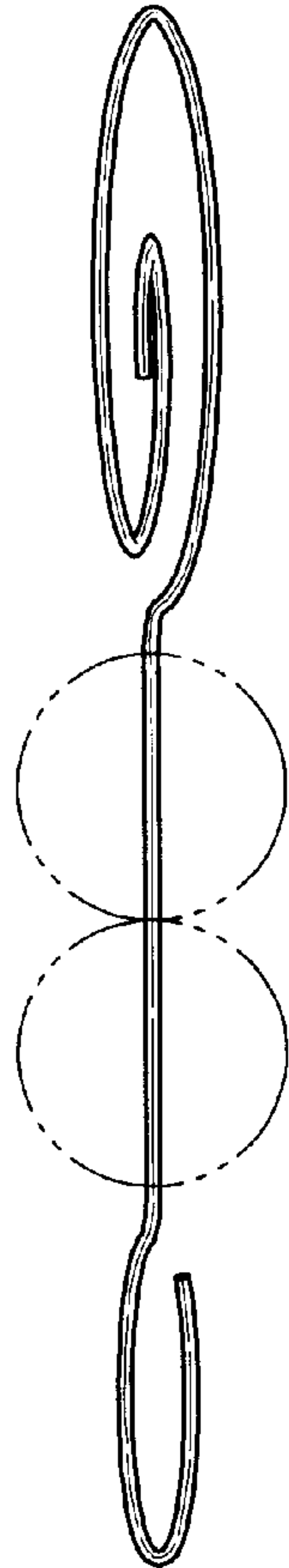


FIG. 5

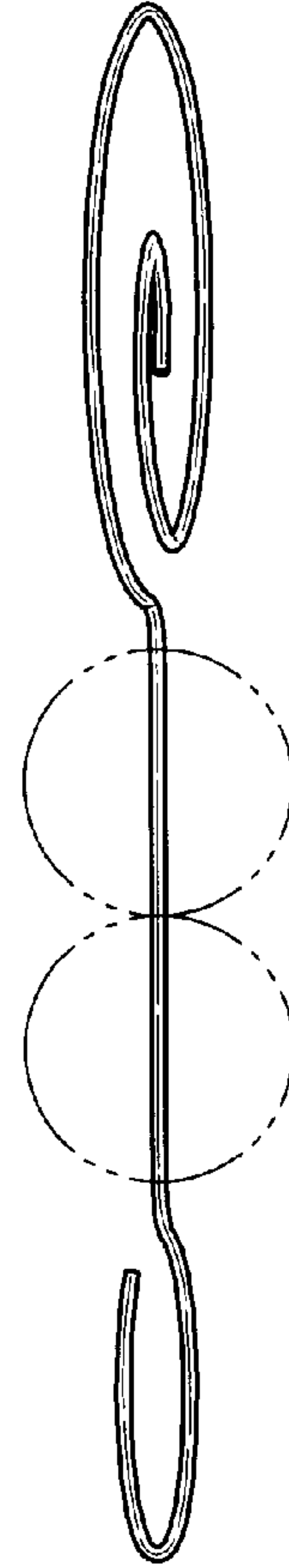


FIG. 6

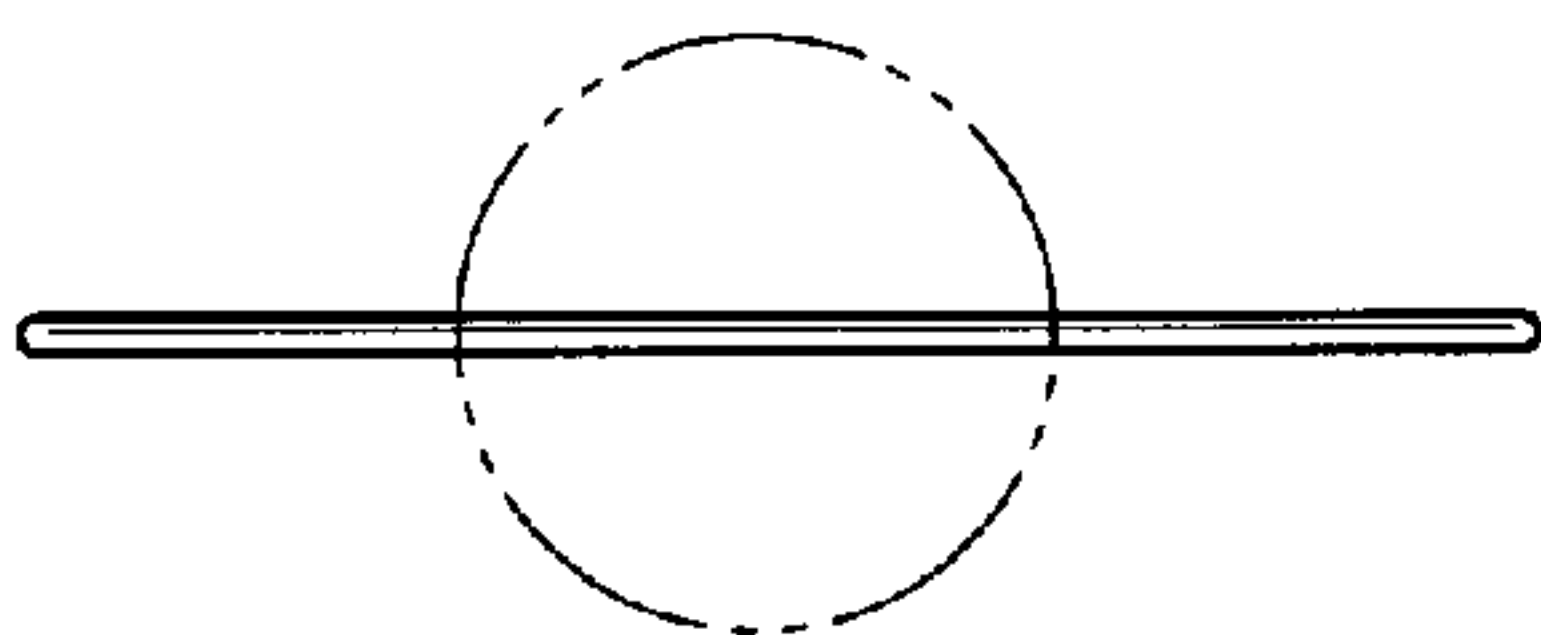


FIG. 7

