



US00D421706S

United States Patent [19]

Lion et al.

[11] **Patent Number: Des. 421,706**

[45] **Date of Patent: ** Mar. 21, 2000**

[54] **KNIFE SHARPENER**

[76] Inventors: **Mathieu Lion**, 29 avenue du Maréchal Leclerc, Malakoff, France, 92240;
Lucas Bignon, 5 rue Fizeau, Suresnes, France, 92150

[**] Term: **14 Years**

[21] Appl. No.: **29/086,000**

[22] Filed: **Apr. 2, 1998**

[51] **LOC (6) Cl. 08-05**

[52] **U.S. Cl. D8/91; D8/93; D8/94**

[58] **Field of Search D8/90, 91, 92, D8/93, 94; 76/84, 82, 82.2; 451/540; D22/118**

[56] **References Cited**

U.S. PATENT DOCUMENTS

D. 153,706	5/1949	Lathom	D8/93
D. 169,530	5/1953	Case	D8/93
D. 170,534	10/1953	Johnson et al.	D8/93
D. 389,716	1/1998	Cohen et al.	D8/93
2,988,933	6/1961	Buck	76/84
4,494,339	1/1985	Pittaway	451/540
4,495,696	1/1985	Fethke et al.	451/540
4,558,540	12/1985	Collins	76/82

Primary Examiner—Philip S. Hyder
Attorney, Agent, or Firm—Kenyon & Kenyon

[57] **CLAIM**

The ornamental design for a knife sharpener, as shown and described.

DESCRIPTION

FIG. 1 is a top plan view of a knife sharpener showing our new design;
FIG. 2 is a side elevational view, wherein the opposite side is a mirror image thereof;
FIG. 3 is a side elevational view of a sheath of the knife sharpener of FIG. 1;
FIG. 4 is a top plan view of FIG. 3;
FIG. 5 is a front elevational view of FIG. 3;
FIG. 6 is a cross-sectional view through line 6-6 of FIG. 3;
FIG. 7 is a side elevational view of a handle of the knife sharpener of FIG 1;
FIG. 8 is a top plan view of FIG 7;
FIG. 9 is a cross-sectional view through line 9-9 of FIG. 7;
FIG. 10 is a front elevational view of FIG. 7;
FIG. 11 is a bottom plan view of FIG. 2;
FIG. 12 is a front end elevational view of FIG. 2; and,
FIG. 13 is a rear end elevational view of FIG. 2.

1 Claim, 4 Drawing Sheets






FIG. 1

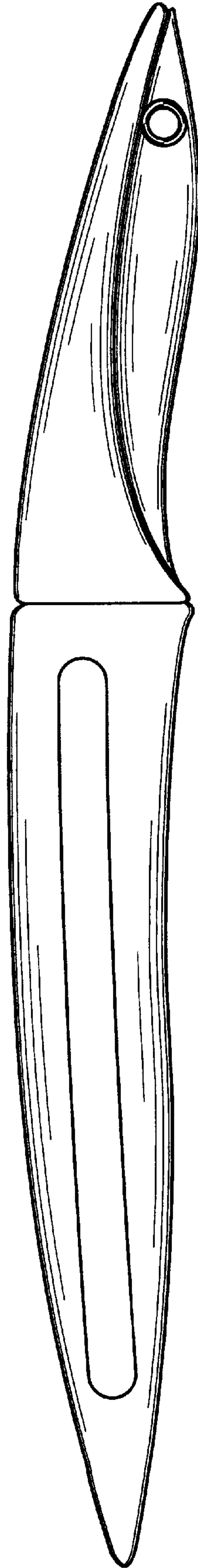


FIG. 2

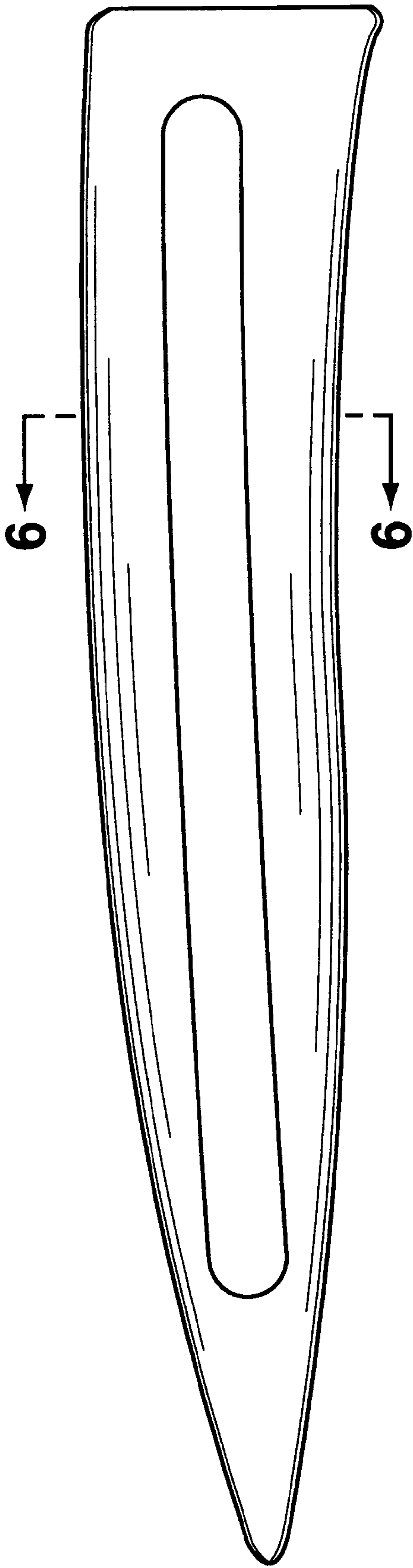


FIG. 3

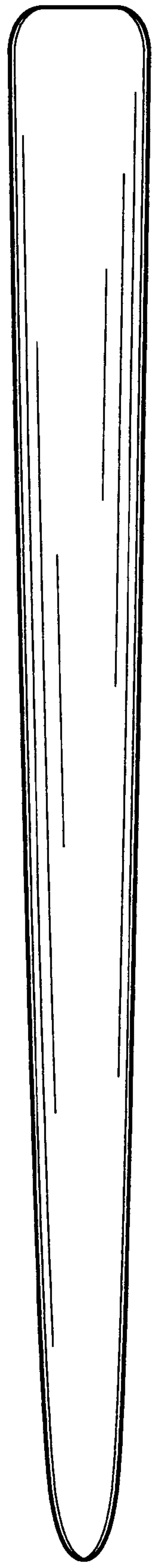


FIG. 4

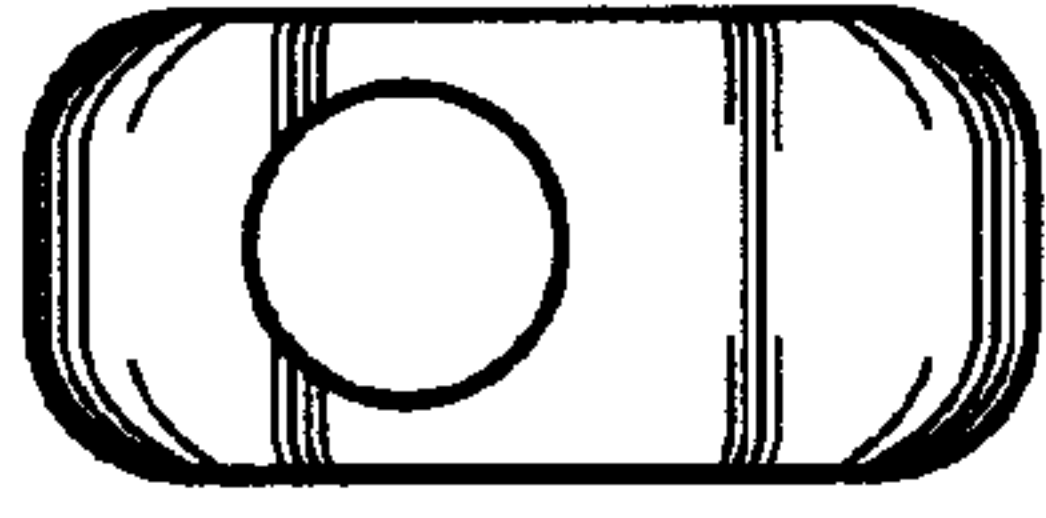


FIG. 5

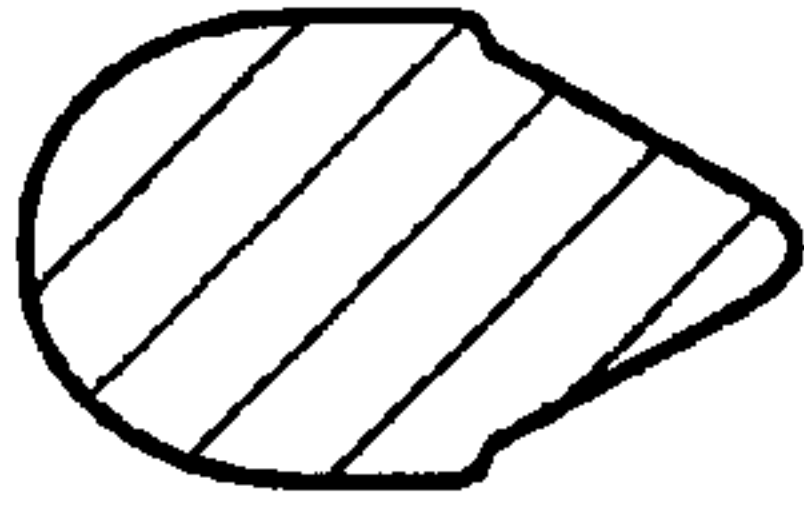


FIG. 9

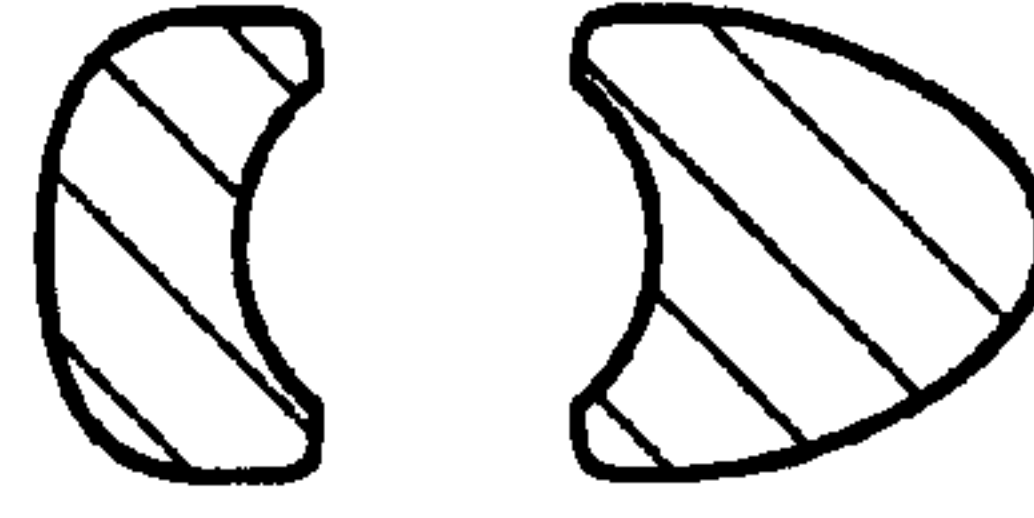


FIG. 6

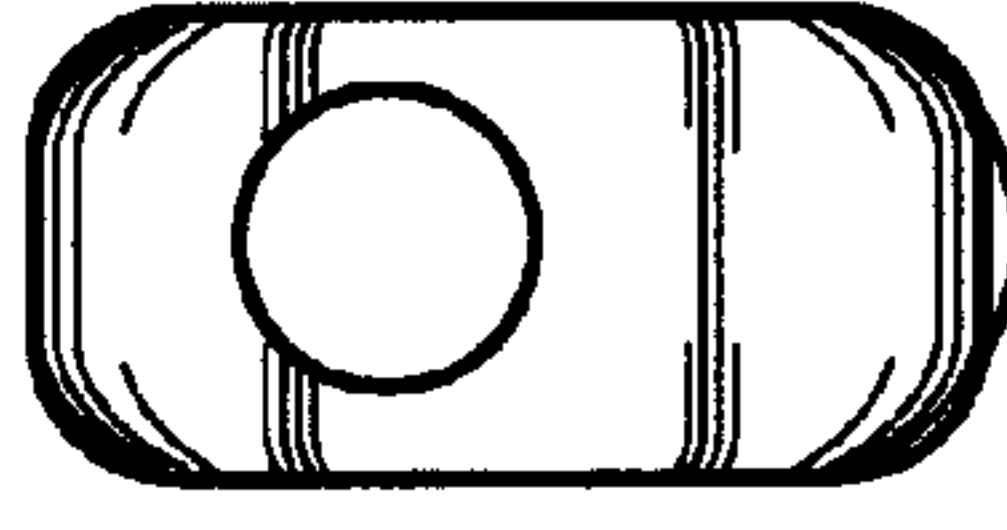


FIG. 10

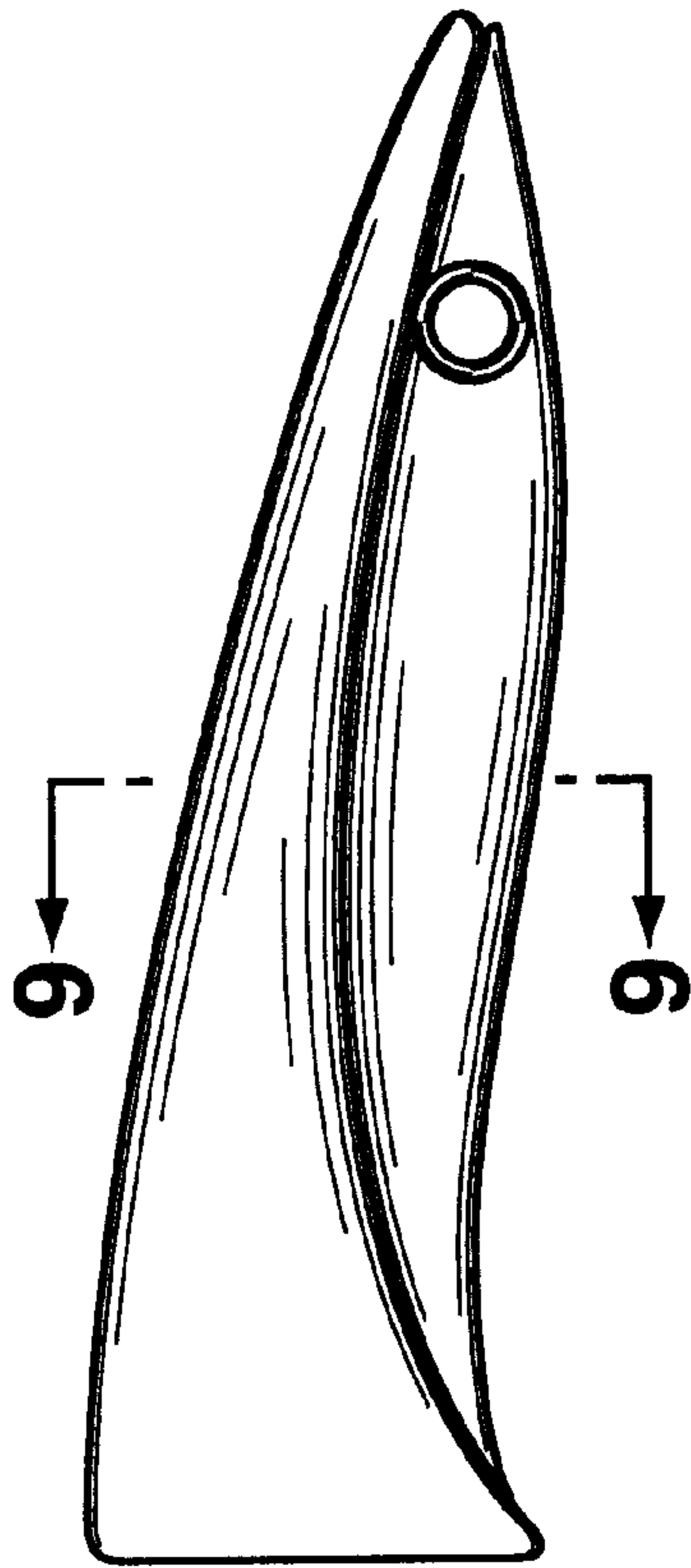


FIG. 7



FIG. 8




FIG. 11

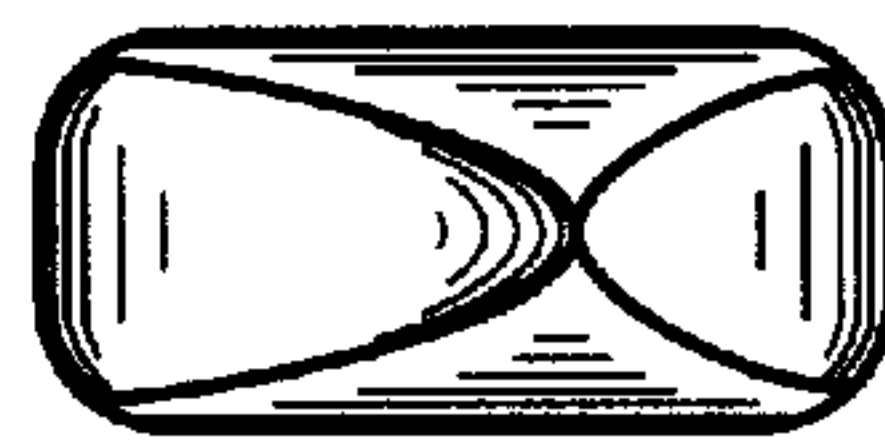


FIG. 12

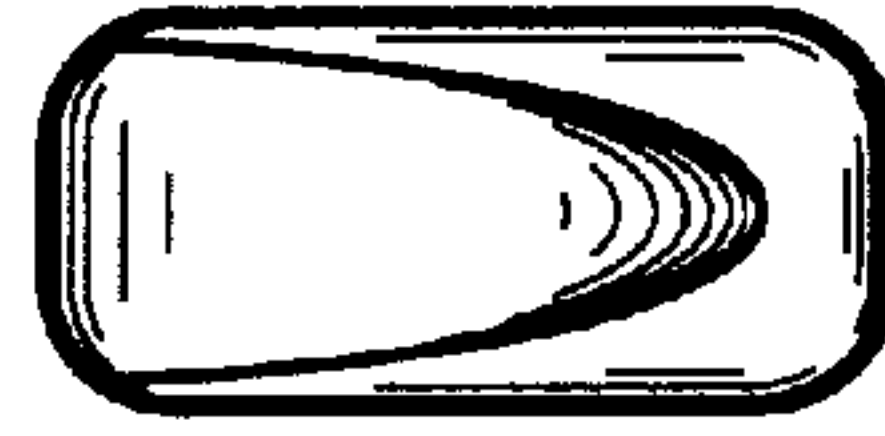


FIG. 13