



US00D421700S

United States Patent [19]

Yamane et al.

[11] **Patent Number: Des. 421,700**

[45] **Date of Patent: ** Mar. 21, 2000**

[54] **HEDGE TRIMMER**

[75] Inventors: **Yoshiro Yamane, Akashi; Tadao Yashirodai**, Kakogawa, both of Japan

[73] Assignee: **Kawasaki Jukogyo Kabushiki Kaisha**, Japan

[**] Term: **14 Years**

[21] Appl. No.: **29/098,173**

[22] Filed: **Dec. 21, 1998**

[30] Foreign Application Priority Data

Jul. 24, 1998 [JP] Japan 10-21381

[51] **LOC (6) Cl.** **08-01**

[52] **U.S. Cl.** **D8/8**

[58] **Field of Search** D8/1, 2, 7-13;
30/228, 382, 383

[56] References Cited

U.S. PATENT DOCUMENTS

D. 320,145	9/1991	Clivio	D8/8
D. 355,572	2/1995	Griffin	D8/8
D. 364,541	11/1995	McJunkin et al.	D8/8
D. 382,451	8/1997	Kikuchi	D8/8
D. 389,707	1/1998	Ohi et al.	D8/8

5,150,523	9/1992	McCurry	30/228
5,305,528	4/1994	Garrison	30/216
5,511,315	4/1996	Raya	30/382

OTHER PUBLICATIONS

Japanese Catalogue Entitled "Ryobi Power Tools" Showing Other Party's Bush Cutter Released in the Year, 1997.

Primary Examiner—Robin V. Taylor
Attorney, Agent, or Firm—Oppenheimer Wolff & Donnelly LLP

[57] CLAIM

The ornamental design for a hedge trimmer, as shown and described.

DESCRIPTION

FIG. 1 is a right side view of a hedge trimmer showing our new design;
FIG. 2 is a front elevational view;
FIG. 3 is a bottom view;
FIG. 4 is a perspective front view;
FIG. 5 is a rear side view;
FIG. 6 is a plane view;
FIG. 7 is a perspective side view; and,
FIG. 8 is a front view.

1 Claim, 5 Drawing Sheets




FIG. 1





FIG. 2






FIG. 3

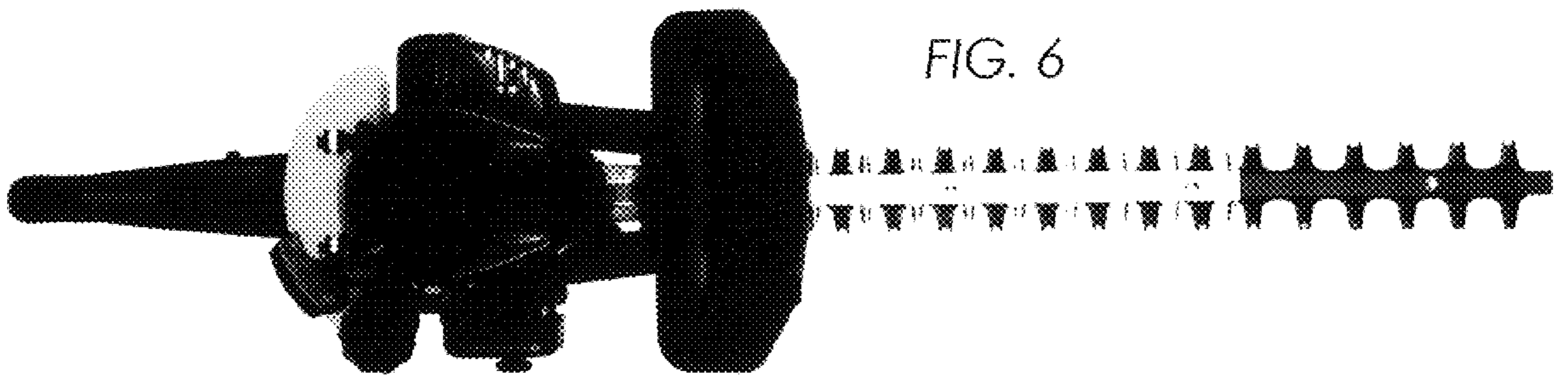


FIG. 6

FIG. 4




FIG. 5




FIG. 8






FIG. 7