



US00D421686S

United States Patent [19]

Wacks

[11] Patent Number: Des. 421,686

[45] Date of Patent: ** Mar. 21, 2000

[54] **CLOTHES HANGER HOLDER**

[76] Inventor: **Allan Wacks**, 60 Penfields House,
Yorkway Est. Yorkway, London N7
9QA, United Kingdom

[**] Term: **14 Years**

[21] Appl. No.: **29/104,842**

[22] Filed: **May 13, 1999**

[51] **LOC (6) Cl.** **06-04**

[52] **U.S. Cl.** **D6/466**

[58] **Field of Search** D6/449, 466-468,
D6/475, 476; D3/304; 211/49.1; 206/300;
248/176.1, 146, 152, 174

[56] **References Cited**

U.S. PATENT DOCUMENTS

D. 222,085	9/1971	Boley	D6/466
D. 237,442	11/1975	Kiggins et al.	D6/466
D. 392,818	3/1998	Shawhan	D6/467
D. 403,862	1/1999	Jones	D3/304
4,424,905	1/1984	Keen	211/49.1

Primary Examiner—Doris V. Coles
Assistant Examiner—Linda Brooks

[57] **CLAIM**

The ornamental design for a clothes hanger holder, as shown and described.

DESCRIPTION

FIG. 1 is a front elevational view of the clothes hanger holder of the present invention;
FIG. 2 is a back elevational view of the clothes hanger holder of FIG. 1;
FIG. 3 is a left side elevational view of the clothes hanger holder of FIG. 1;
FIG. 4 is a right side elevational view of the clothes hanger holder of FIG. 1;
FIG. 5 is a top plan view of the clothes hanger holder of FIG. 1;
FIG. 6 is a bottom plan view of the clothes hanger holder of FIG. 1; and,
FIG. 7 is a top, front, right side perspective view of the clothes hanger holder of FIG. 1.

1 Claim, 3 Drawing Sheets

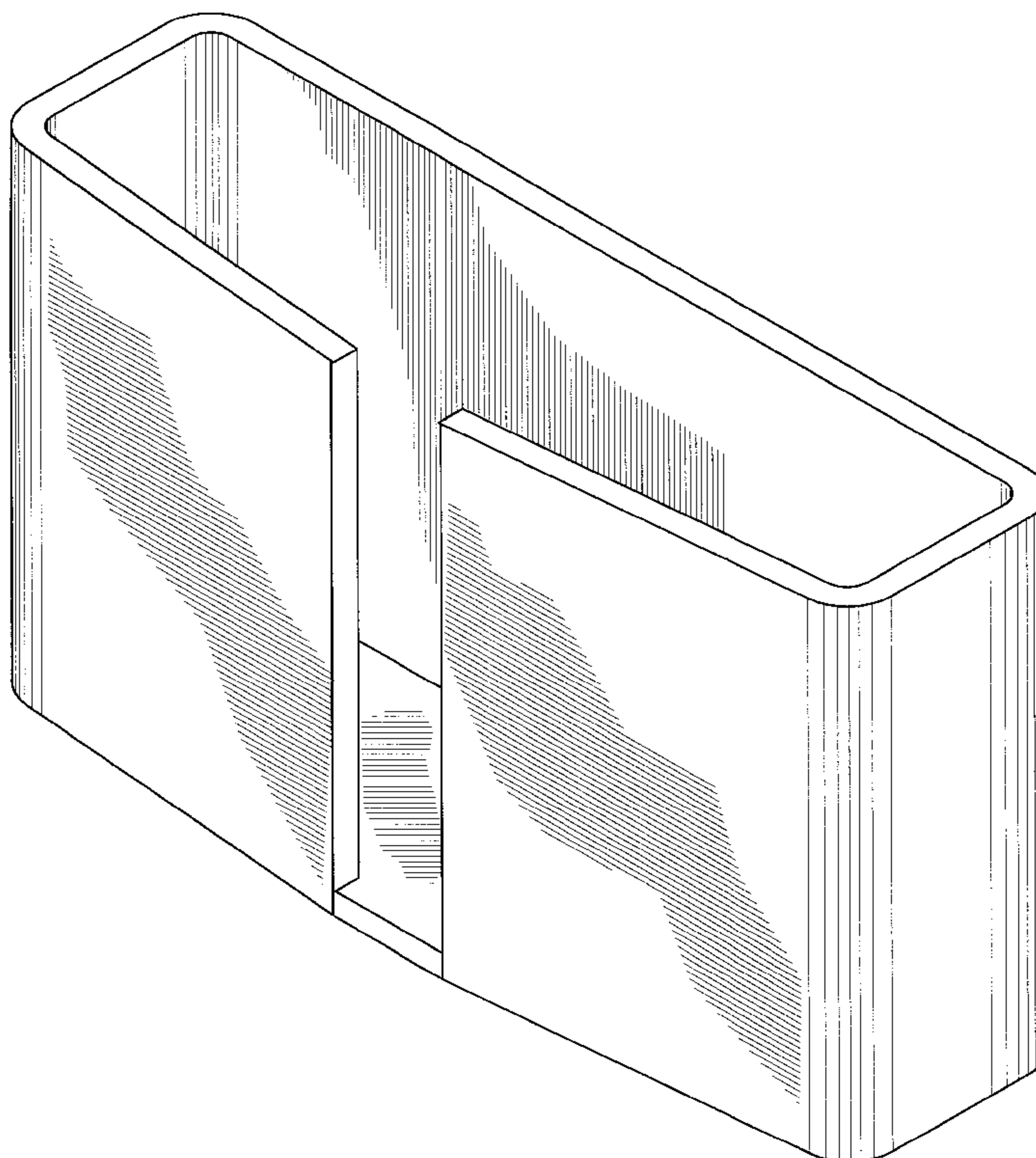
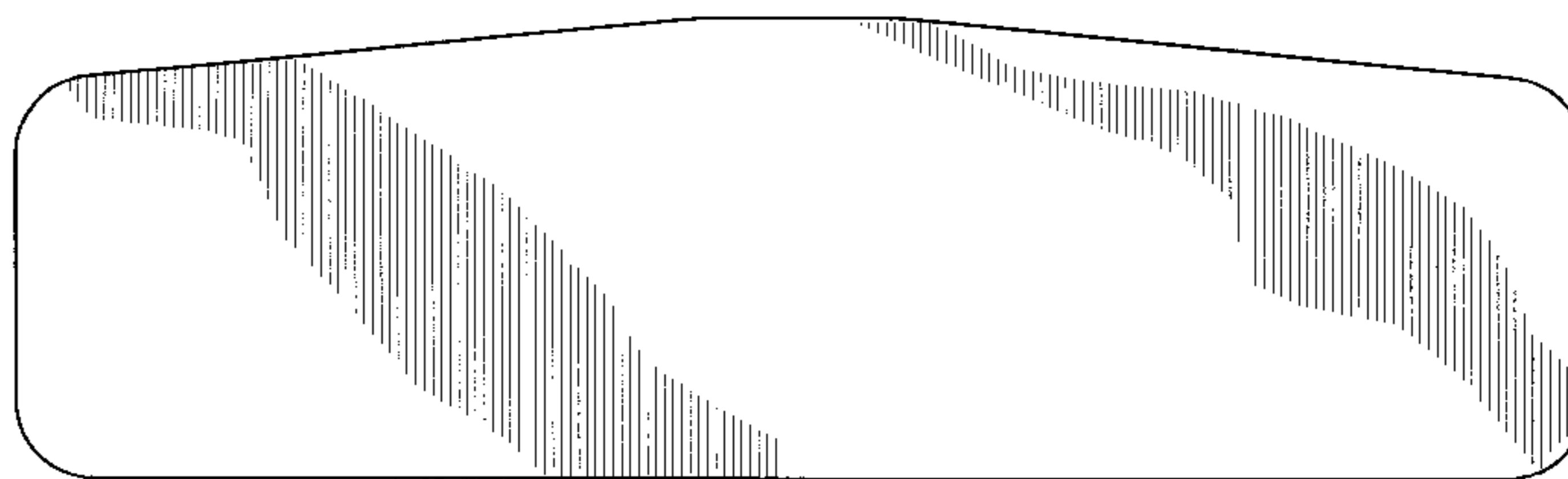


FIG. 1

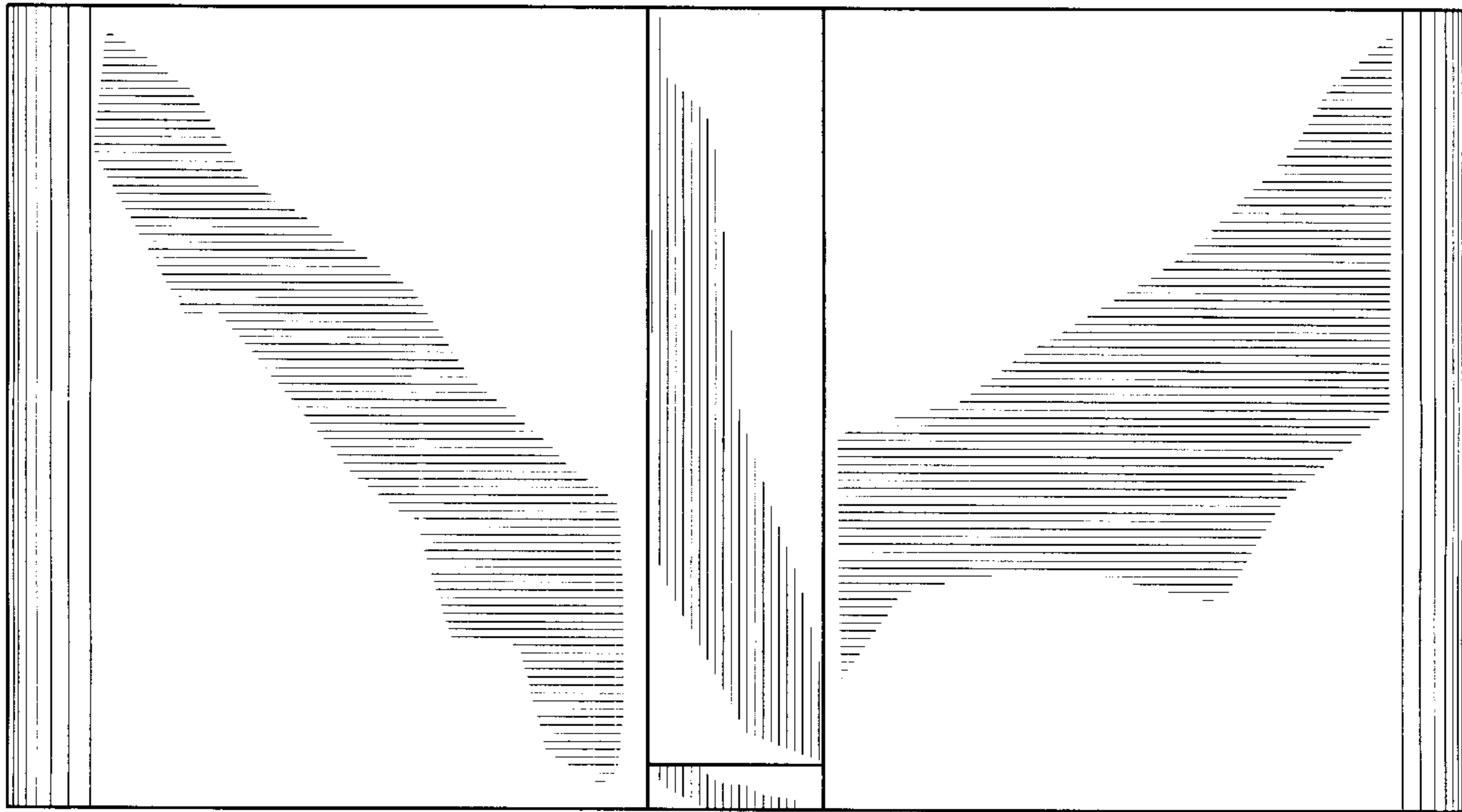


FIG. 2




FIG. 3




FIG. 4




FIG. 5




FIG. 6

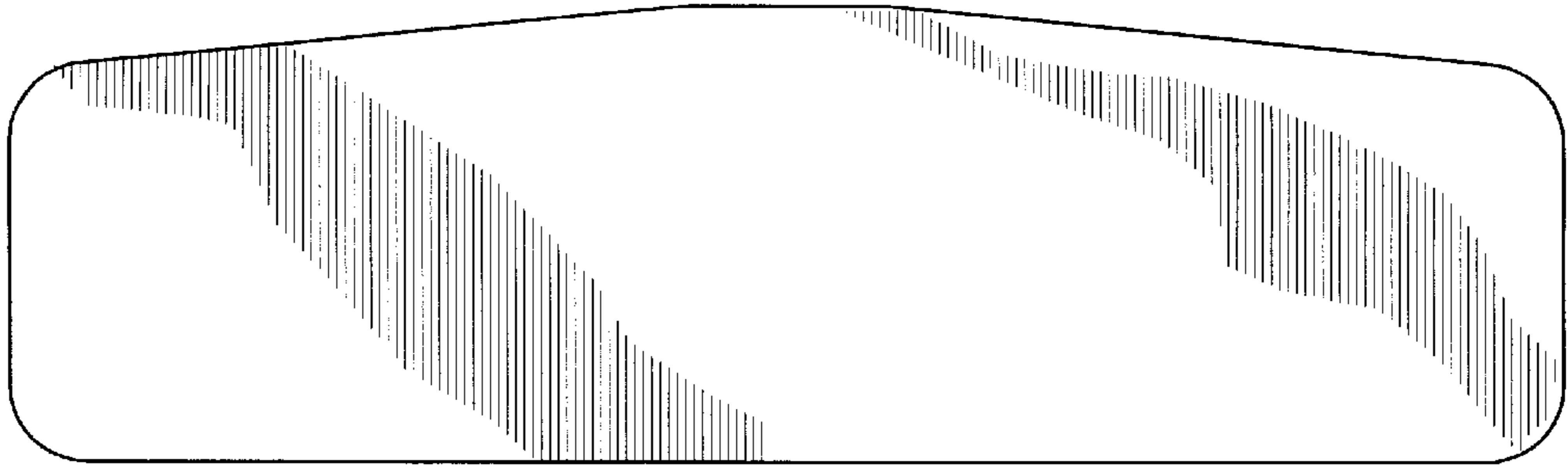


FIG. 7

