



US00D421685S

United States Patent [19] Carrabba

[11] Patent Number: **Des. 421,685**

[45] Date of Patent: **** Mar. 21, 2000**

[54] **STORAGE CABINET**

[76] Inventor: **Salvatore R. Carrabba**, 32 Hillsboro Dr., West Hartford, Conn. 06107

[**] Term: **14 Years**

[21] Appl. No.: **29/093,679**

[22] Filed: **Sep. 16, 1998**

[51] **LOC (6) Cl.** **06-04**

[52] **U.S. Cl.** **D6/432; D6/470**

[58] **Field of Search** D6/432-448, 470-472; 312/204, 257, 114-116

D. 384,227	9/1997	Grosilex	D6/479
D. 385,132	10/1997	Sagol	D6/479
D. 393,558	4/1998	Thorp et al.	D6/479
D. 402,139	12/1998	Dzurovsak	D6/470
3,896,743	7/1975	Pariante	108/111
4,099,472	7/1978	Kellogg	108/114
4,148,535	4/1979	Fenwick	312/304
4,368,936	1/1983	Worrallo	312/257 A
4,556,148	12/1985	Koller	211/189
5,470,139	11/1995	Hsiao	312/140
5,503,471	4/1996	Aspenwall	312/140
5,609,402	3/1997	Kemp	312/265.4
5,647,650	7/1997	Daugherty et al.	312/265.1
5,715,760	2/1998	Frascaroli et al.	108/50

[56] **References Cited**

U.S. PATENT DOCUMENTS

D. 42,461	5/1912	Harden, Jr.	D6/470 X
D. 124,551	1/1941	Doner .	
D. 232,289	8/1974	Moretine .	
D. 239,242	3/1976	Kapnek	D6/436
D. 247,696	4/1978	Eisen .	
D. 248,808	8/1978	Offredi .	
D. 251,947	5/1979	Taniwaki .	
D. 252,722	8/1979	Hero et al. .	
D. 254,885	5/1980	Decker .	
D. 256,075	7/1980	Handler et al. .	
D. 287,079	12/1986	Mintjens	D6/436
D. 301,419	6/1989	Rosen	D6/436
D. 313,134	12/1990	Pollack	D6/479
D. 315,070	3/1991	Miller	D6/436
D. 347,753	6/1994	Pauer et al.	D6/470
D. 360,784	8/1995	Mourgue	D6/479
D. 367,190	2/1996	Berry, Jr. et al.	D6/470
D. 373,692	9/1996	Staeger	D6/470
D. 383,014	9/1997	Sagol	D6/479
D. 383,622	9/1997	Thompson	D6/438

Primary Examiner—Carmen H Vales-Lado
Attorney, Agent, or Firm—Jacobson, Price, Holman & Stern, PLLC

[57] **CLAIM**

The ornamental design for a storage cabinet, as shown and described.

DESCRIPTION

FIG. 1 is a front perspective view of a storage cabinet showing my new design;
FIG. 2 is a rear perspective view thereof;
FIG. 3 is a front perspective view of a second embodiment of the storage cabinet shown in FIG. 1;
FIG. 4 is a rear perspective view thereof;
FIG. 5 is a front perspective view of a third embodiment of the storage cabinet shown in FIG. 1; and,
FIG. 6 is a rear perspective view thereof.
The bottom, interior door, shelves and side walls not shown in the three embodiments form no part of the claimed design.

1 Claim, 6 Drawing Sheets

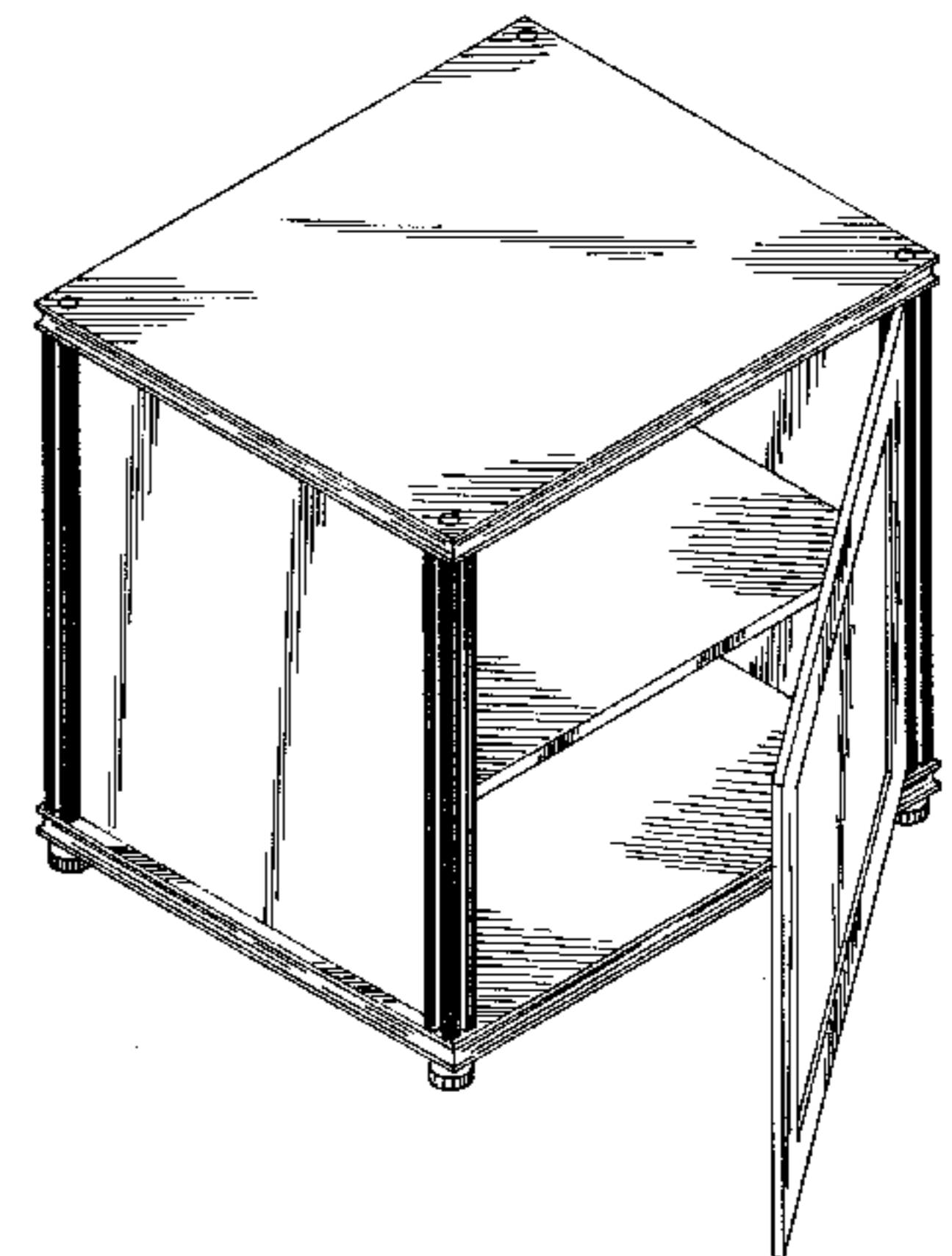
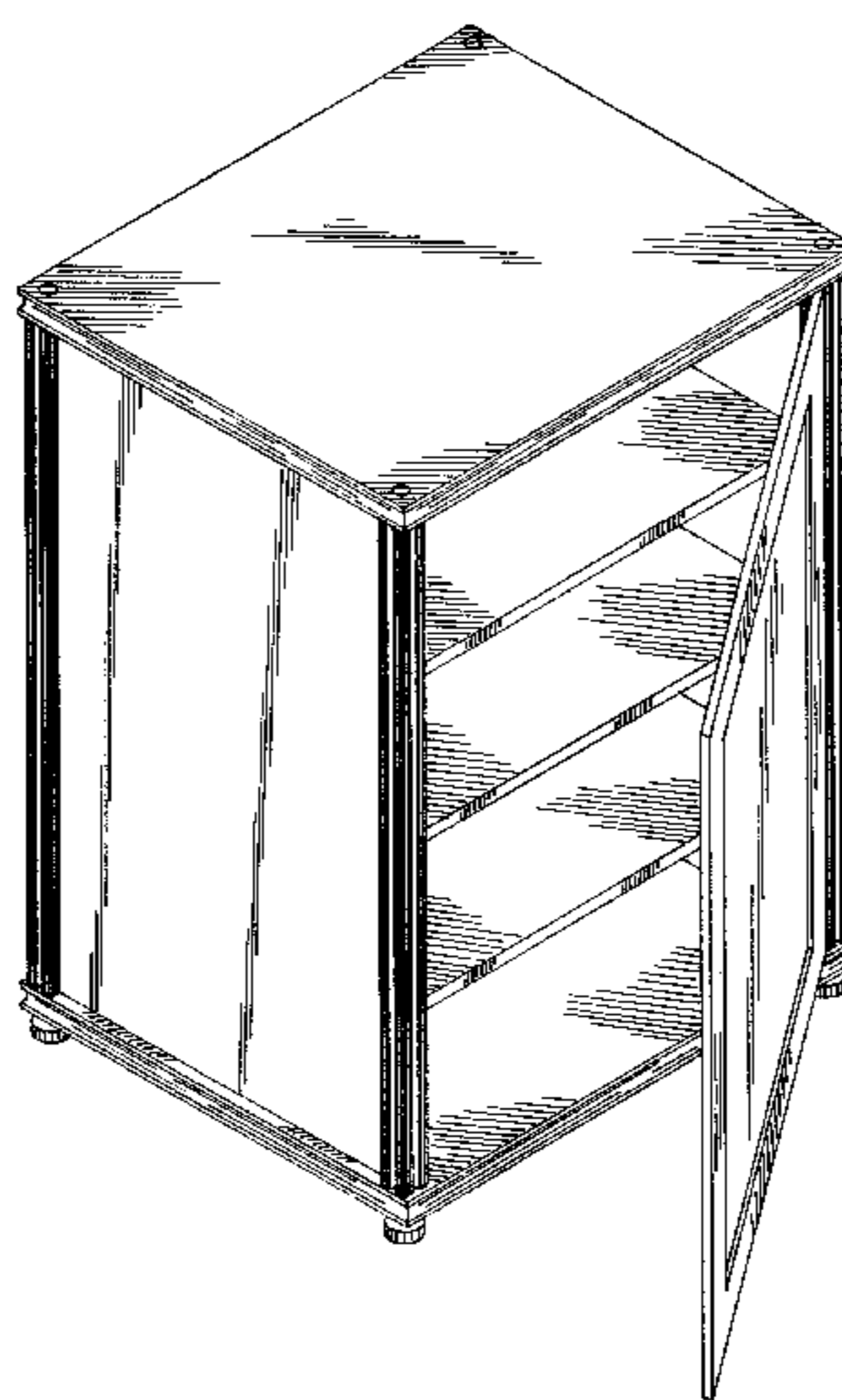



FIG. 1

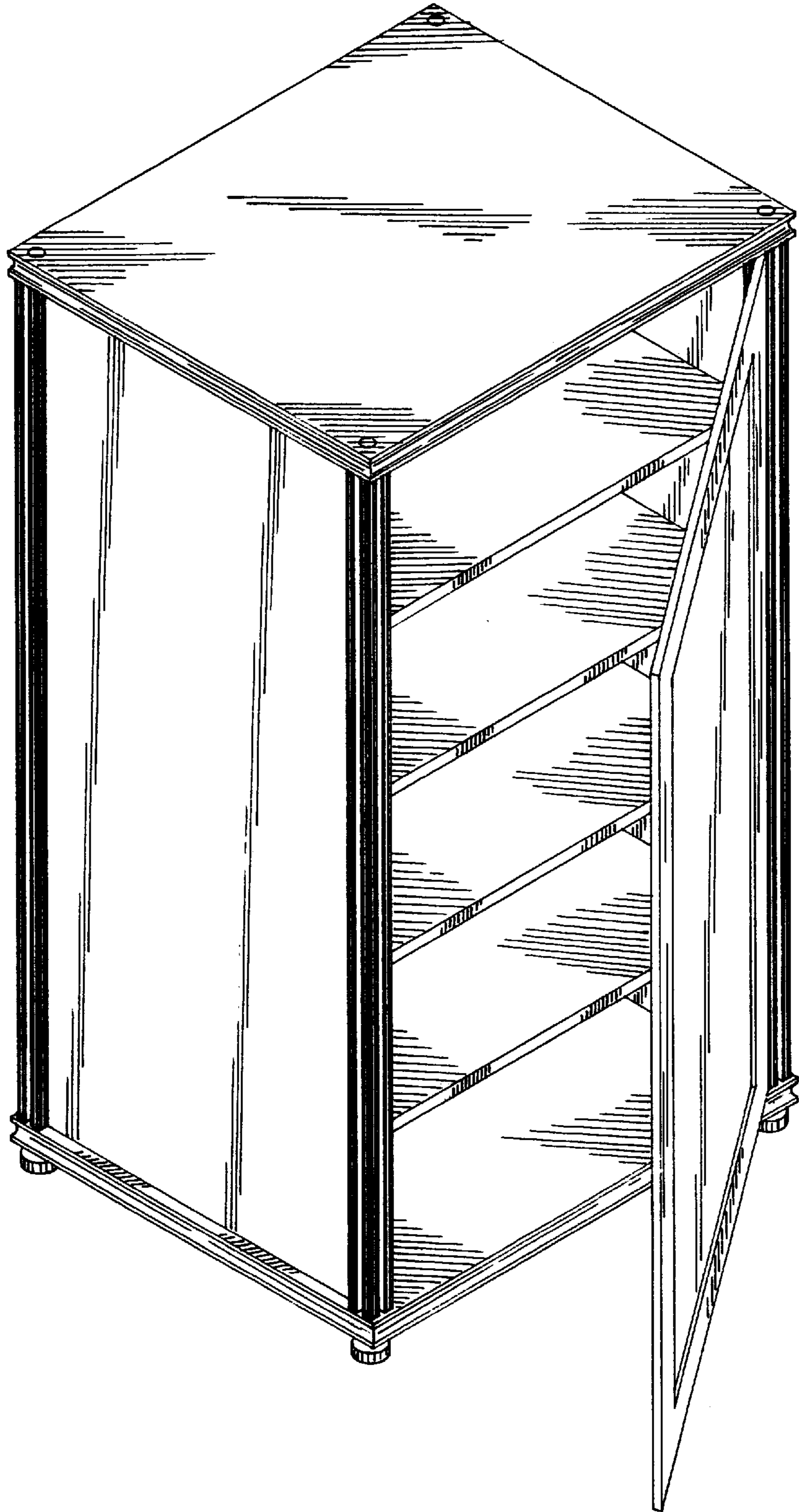


FIG. 2

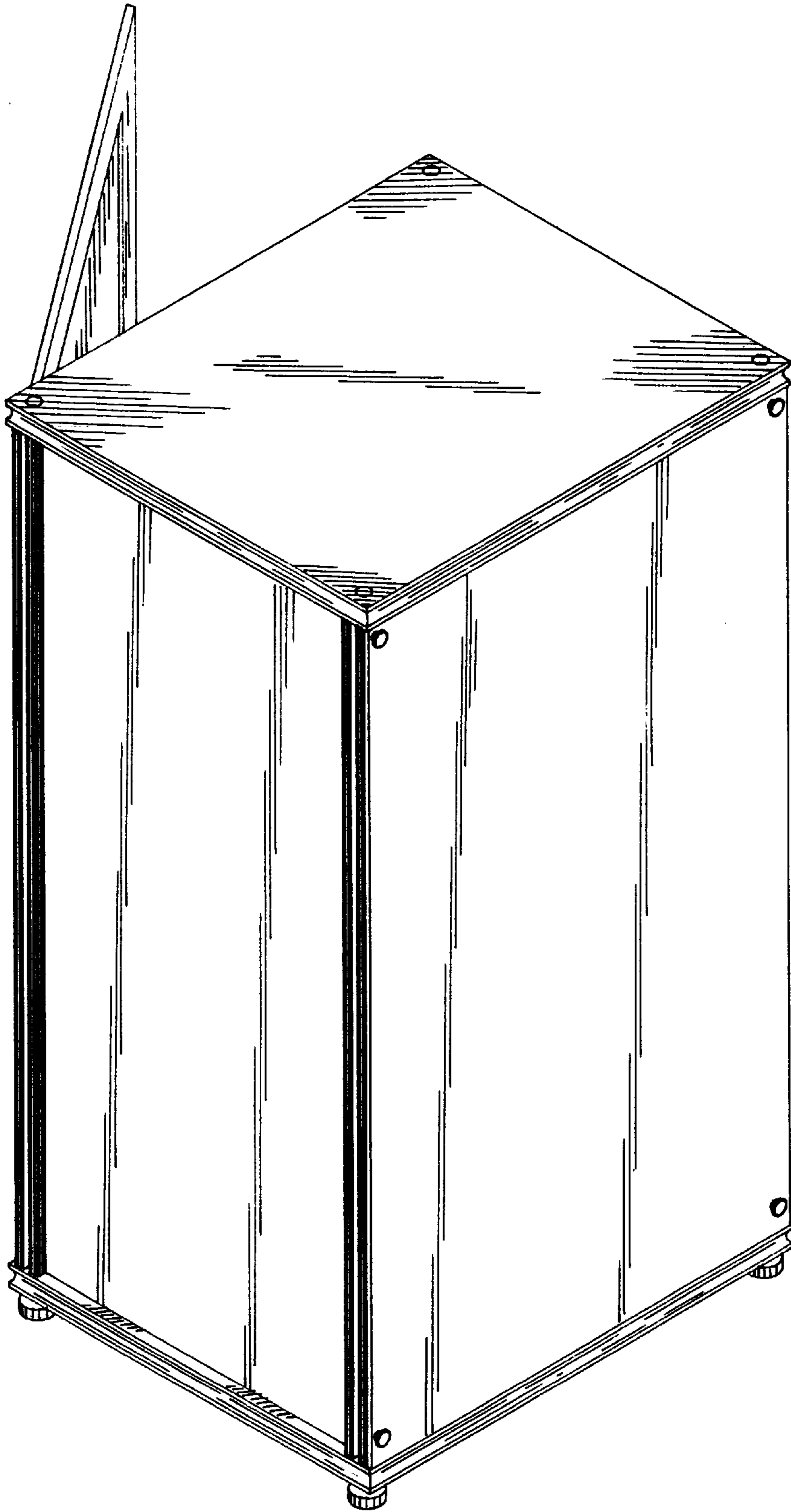


FIG. 3

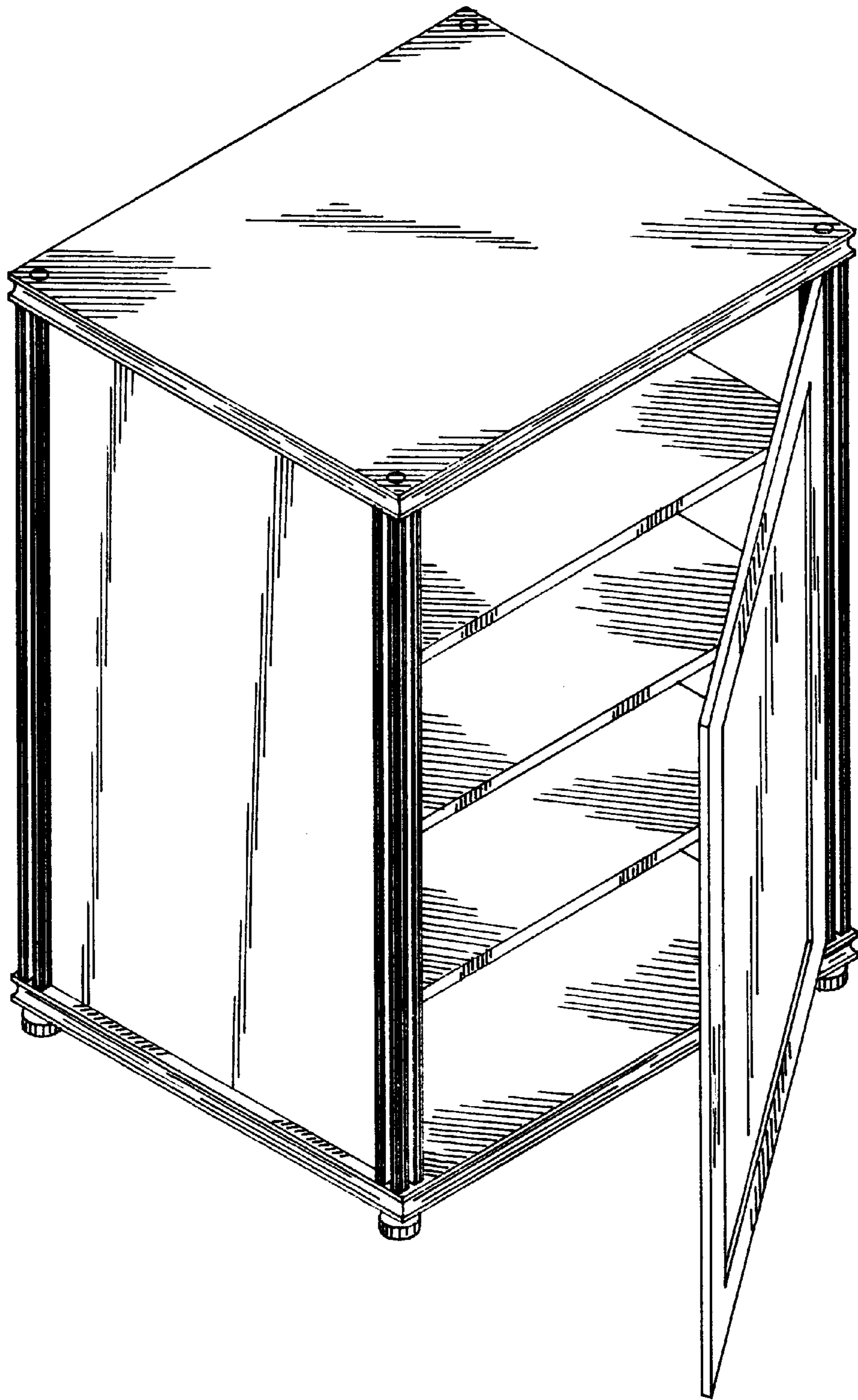


FIG. 4

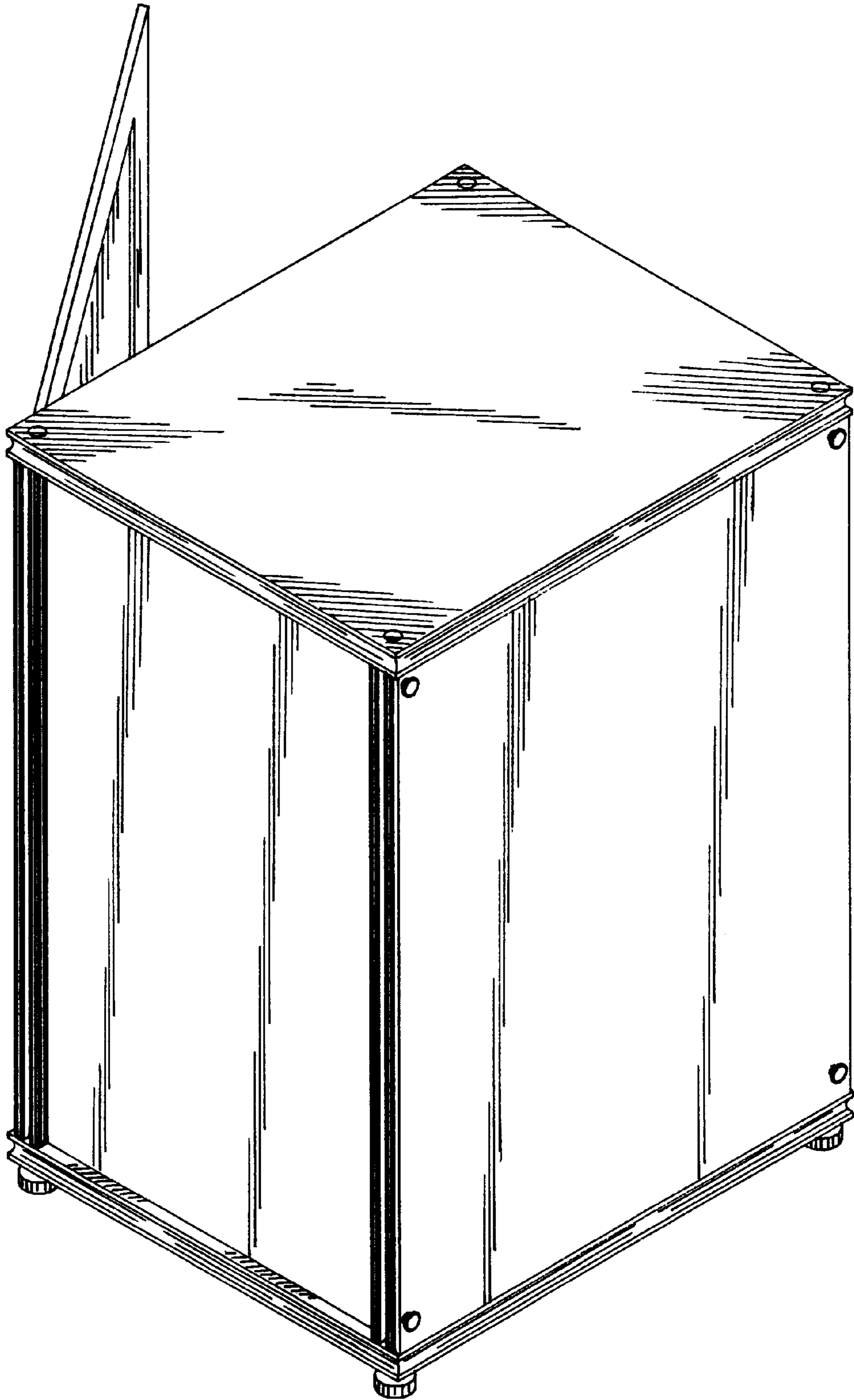


FIG. 5

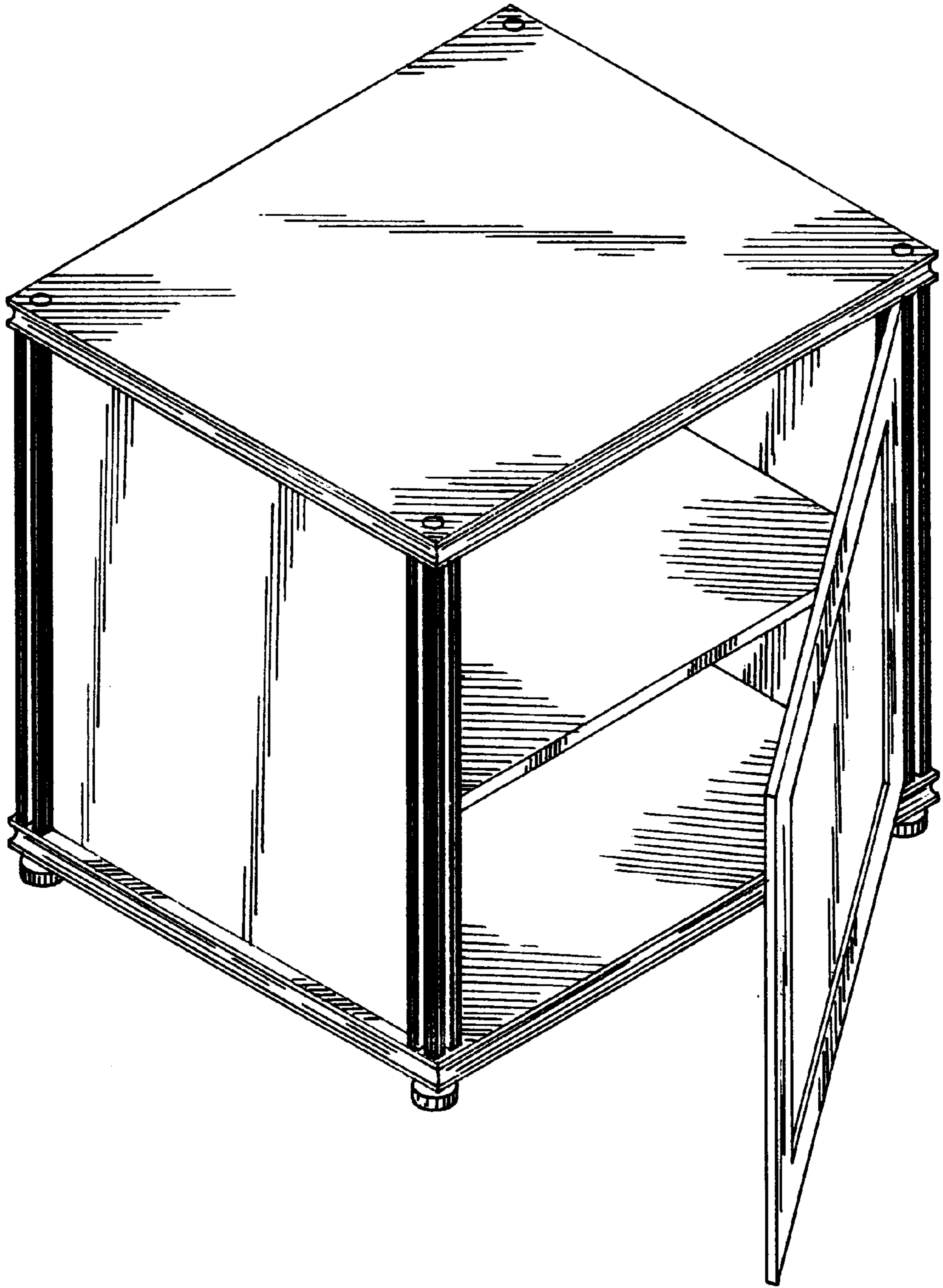


FIG. 6

