



US00D421684S

# United States Patent [19] Saul

[11] **Patent Number: Des. 421,684**

[45] **Date of Patent: \*\* Mar. 21, 2000**

[54] **SLING CHAIR**

[75] Inventor: **Gregory M. Saul**, Charlotte, N.C.

[73] Assignee: **Chromcraft/Revington Company**, Senatobia, Miss.

[\*\*] Term: **14 Years**

[21] Appl. No.: **29/104,727**

[22] Filed: **May 11, 1999**

[51] **LOC (6) Cl.** ..... **06-01**

[52] **U.S. Cl.** ..... **D6/373; D6/344; D6/379; D6/380**

[58] **Field of Search** ..... **D6/334, 335, 344, D6/347, 371, 372, 373, 374, 375, 376, 379, 380, 500, 501, 502; 297/445.1, 448.1, 448.2**

[56] **References Cited**

**U.S. PATENT DOCUMENTS**

|            |         |         |       |        |
|------------|---------|---------|-------|--------|
| D. 180,660 | 7/1957  | Johnson | ..... | D6/373 |
| D. 202,775 | 11/1965 | Rowland | ..... | D6/373 |
| D. 213,191 | 1/1969  | Koch    | ..... | D6/502 |
| D. 224,824 | 9/1972  | Buhk    | ..... | D6/373 |

|            |        |          |       |        |
|------------|--------|----------|-------|--------|
| D. 246,813 | 1/1978 | Tolleson | ..... | D6/373 |
| D. 270,406 | 9/1983 | Schultz  | ..... | D6/373 |
| D. 279,152 | 6/1985 | Murry    | ..... | D6/501 |
| D. 393,757 | 4/1998 | Breen    | ..... | D6/373 |

*Primary Examiner*—Gary D. Watson  
*Attorney, Agent, or Firm*—Wolf, Greenfield & Sacks, P.C.

[57] **CLAIM**

The ornamental design for a sling chair, as shown and described.

**DESCRIPTION**

FIG. 1 is a perspective view of a sling chair embodying my new design;

FIG. 2 is a front elevation view thereof;


FIG. 3 is a right side view thereof, the left side view being the mirror image thereof;


FIG. 4 is a rear elevation view thereof; and,

FIG. 5 is a top plan view thereof.

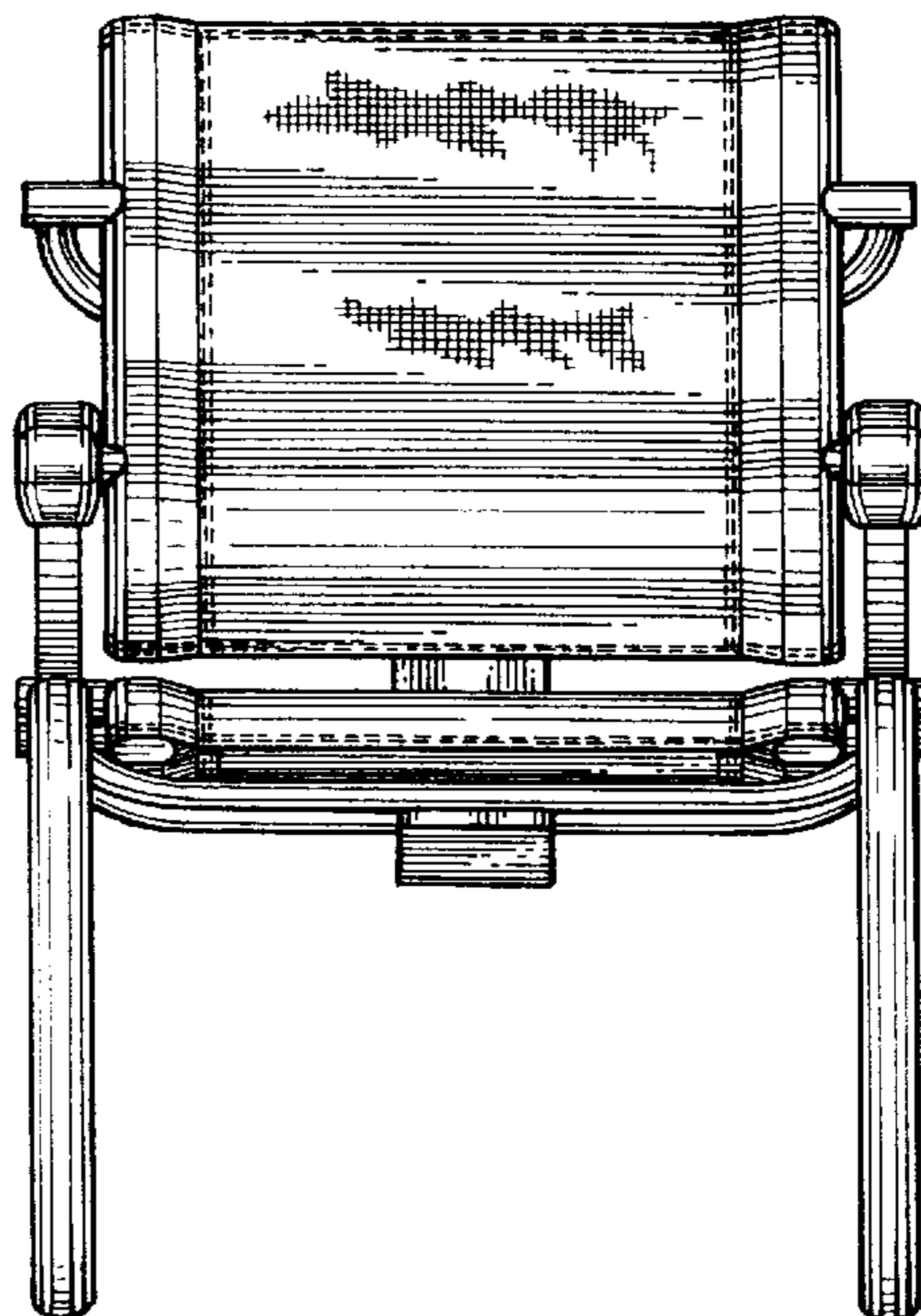
The broken lines shown on the seat and the backrest are understood to represent stitching. The fragmented cross-hatching shown on the seat and backrest members is understood to represent fabric and would be continuous throughout the implied areas.

**1 Claim, 2 Drawing Sheets**

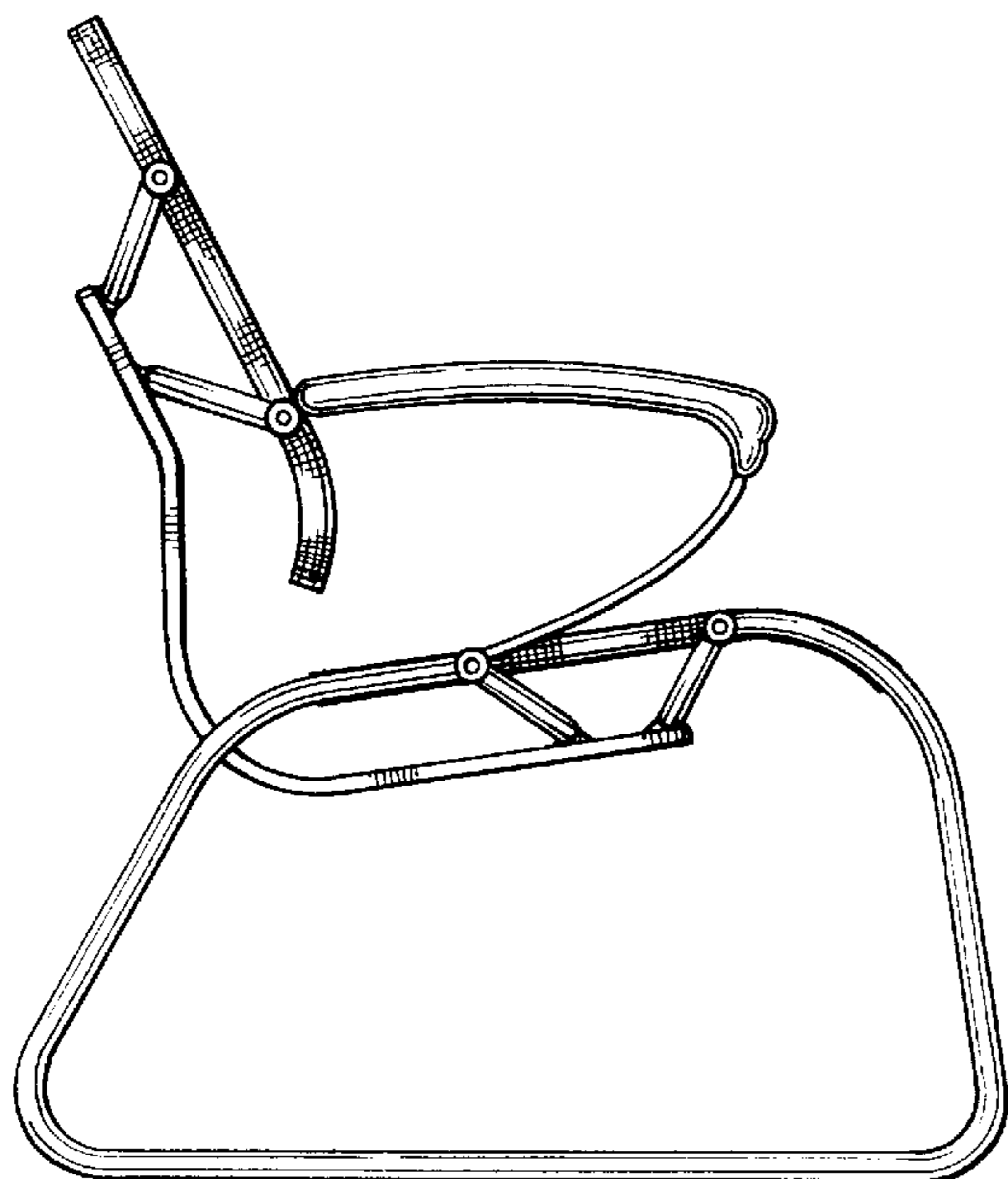




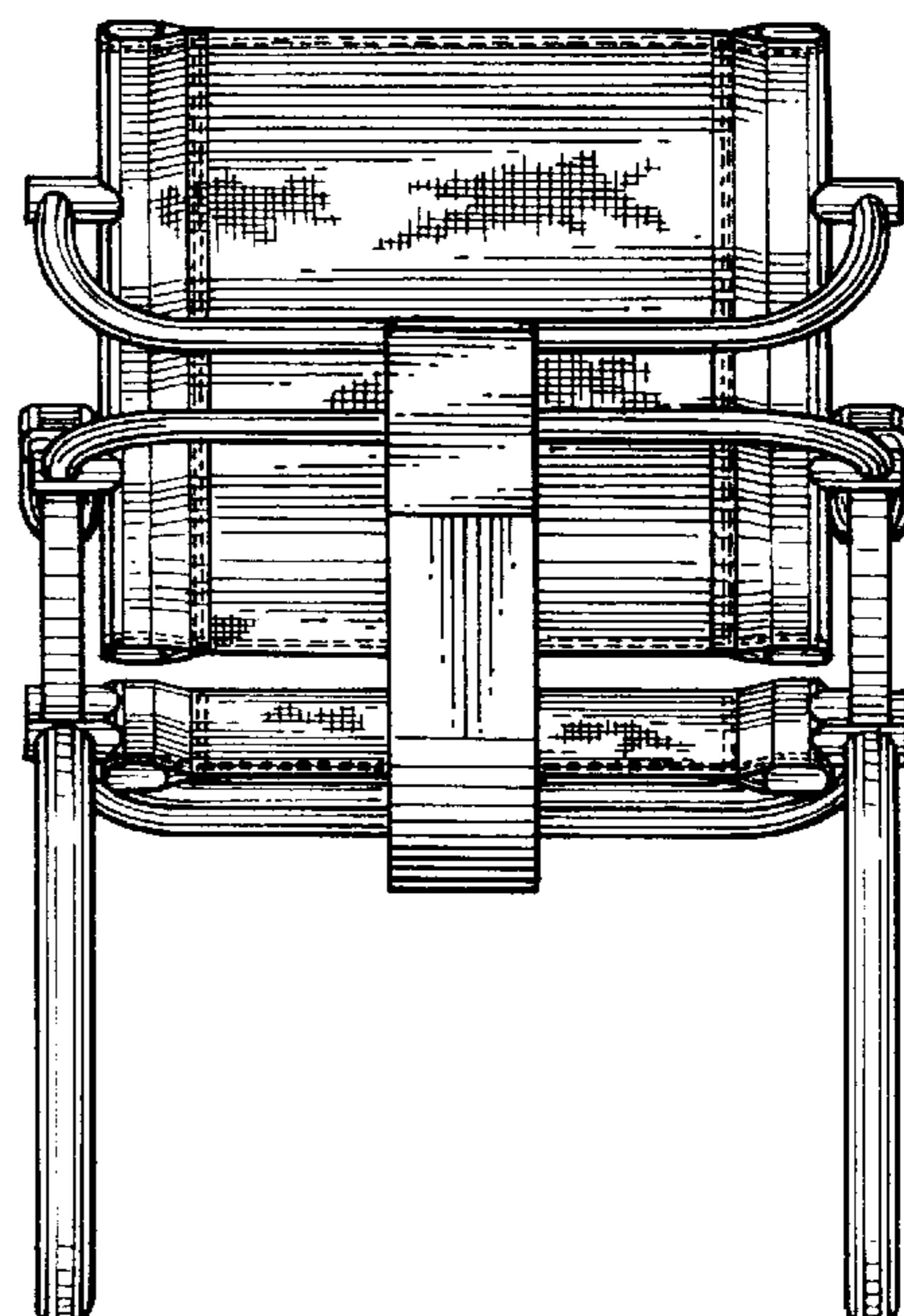
*Fig. 1*




*Fig. 2*



*Fig. 3*



*Fig. 4*



*Fig. 5*