



US00D421677S

**United States Patent** [19]  
**Silagy**

[11] **Patent Number: Des. 421,677**  
[45] **Date of Patent: \*\* Mar. 21, 2000**

[54] **SHOE STUD**

[76] Inventor: **Howard Silagy**, 100A Tee St.,  
Hicksville, N.Y. 11801

[\*\*] Term: **14 Years**

[21] Appl. No.: **29/105,544**

[22] Filed: **May 26, 1999**

[51] **LOC (6) Cl. .... 02-04**

[52] **U.S. Cl. .... D2/978; 24/713.6**

[58] **Field of Search .... D2/978; 24/713.6,**  
**24/712.1, 715.1, 715.2, 135 A, 712**

[56] **References Cited**

**U.S. PATENT DOCUMENTS**

D. 259,747	7/1981	Silvanov	.....	D2/917
D. 357,578	4/1995	Steinweis	.....	D2/978
D. 375,831	11/1996	Perry	.....	D2/978
762,036	6/1904	Fonts	.....	24/715.2
911,762	2/1909	Rees	.....	24/713.6
1,053,529	2/1913	Neary	.....	24/715.1

1,381,949	6/1921	Van Deusen	.....	24/715.2
4,712,318	12/1987	Greiner et al.	.....	36/134
4,833,796	5/1989	Flenmning	.....	36/134
5,778,498	7/1998	Laks	.....	24/712.1
5,848,457	12/1998	Silagy	.....	24/712.1

*Primary Examiner*—Louis S. Zarfaz  
*Assistant Examiner*—G. Andoll  
*Attorney, Agent, or Firm*—Myron Amer P.C.

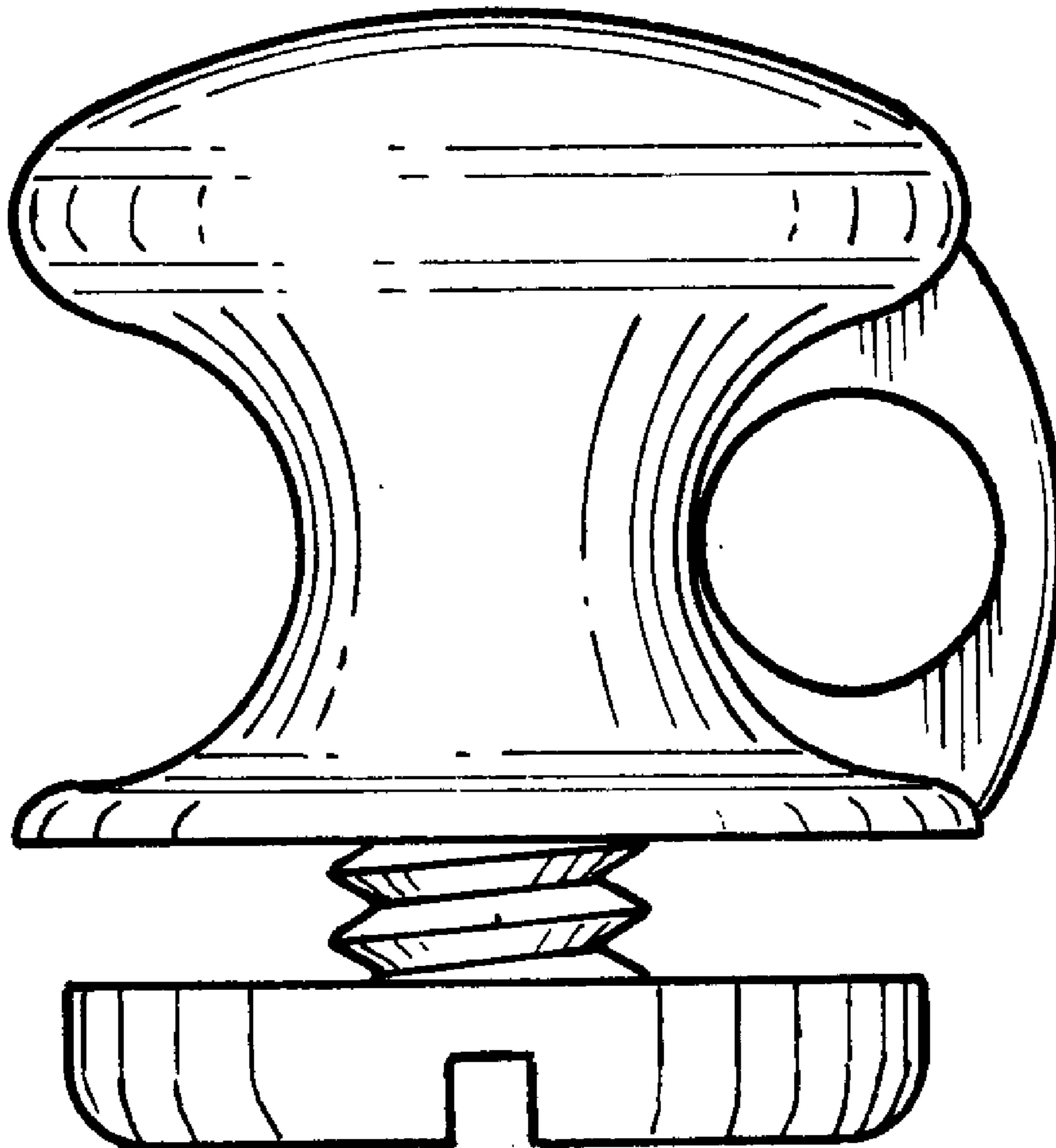
[57] **CLAIM**

The ornamental design for a shoe stud, as shown and described.

**DESCRIPTION**

FIG. 1 is a front elevational view of a shoe stud showing my new design of which a rear elevational view is a mirror image;  
FIG. 2 is a top plan view thereof;  
FIG. 3 is a right side elevational view thereof;  
FIG. 4 is a left side elevational view thereof; and,  
FIG. 5 is a bottom view thereof.

**1 Claim, 1 Drawing Sheet**






FIG. 2




FIG. 4

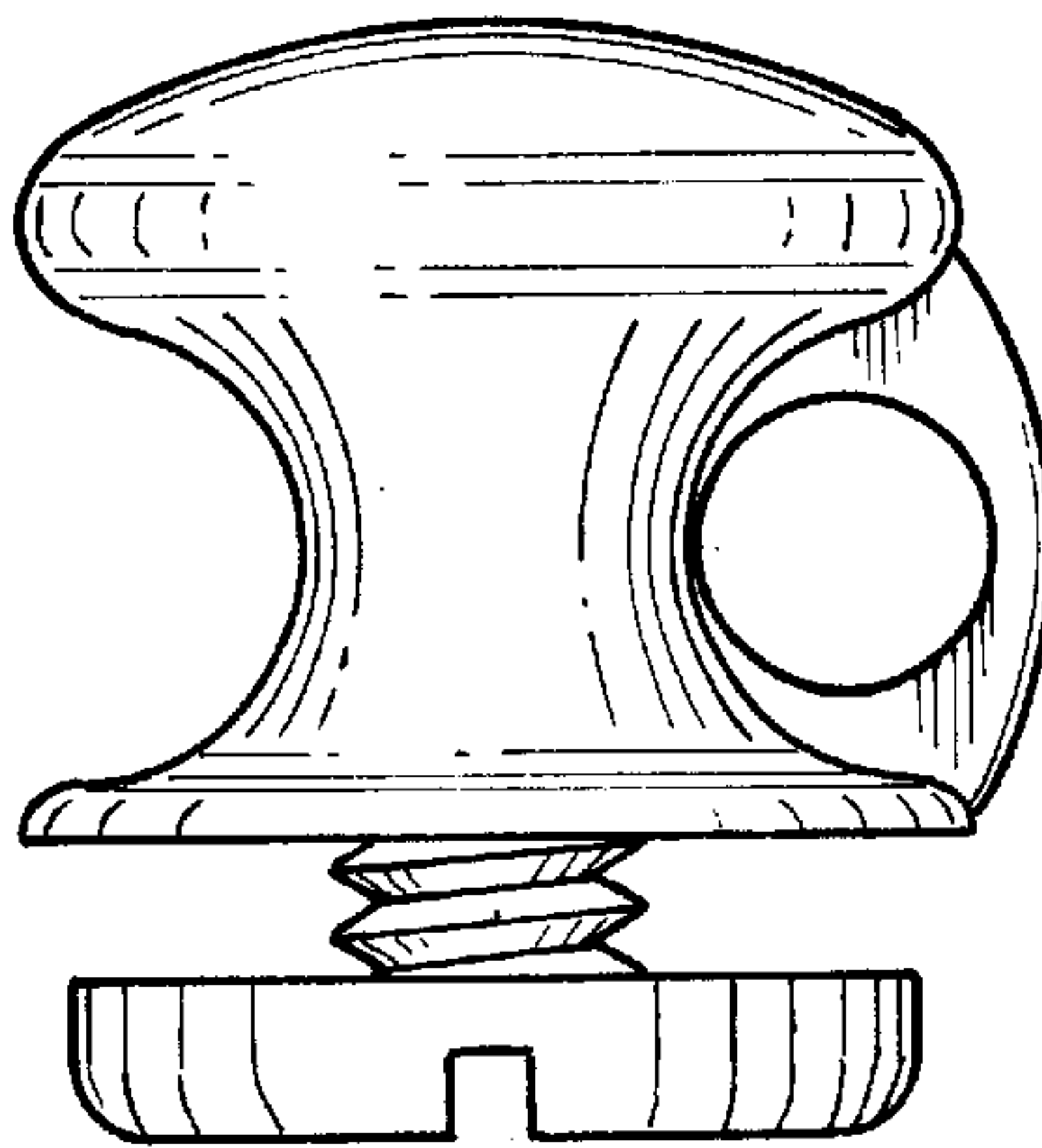


FIG. 1

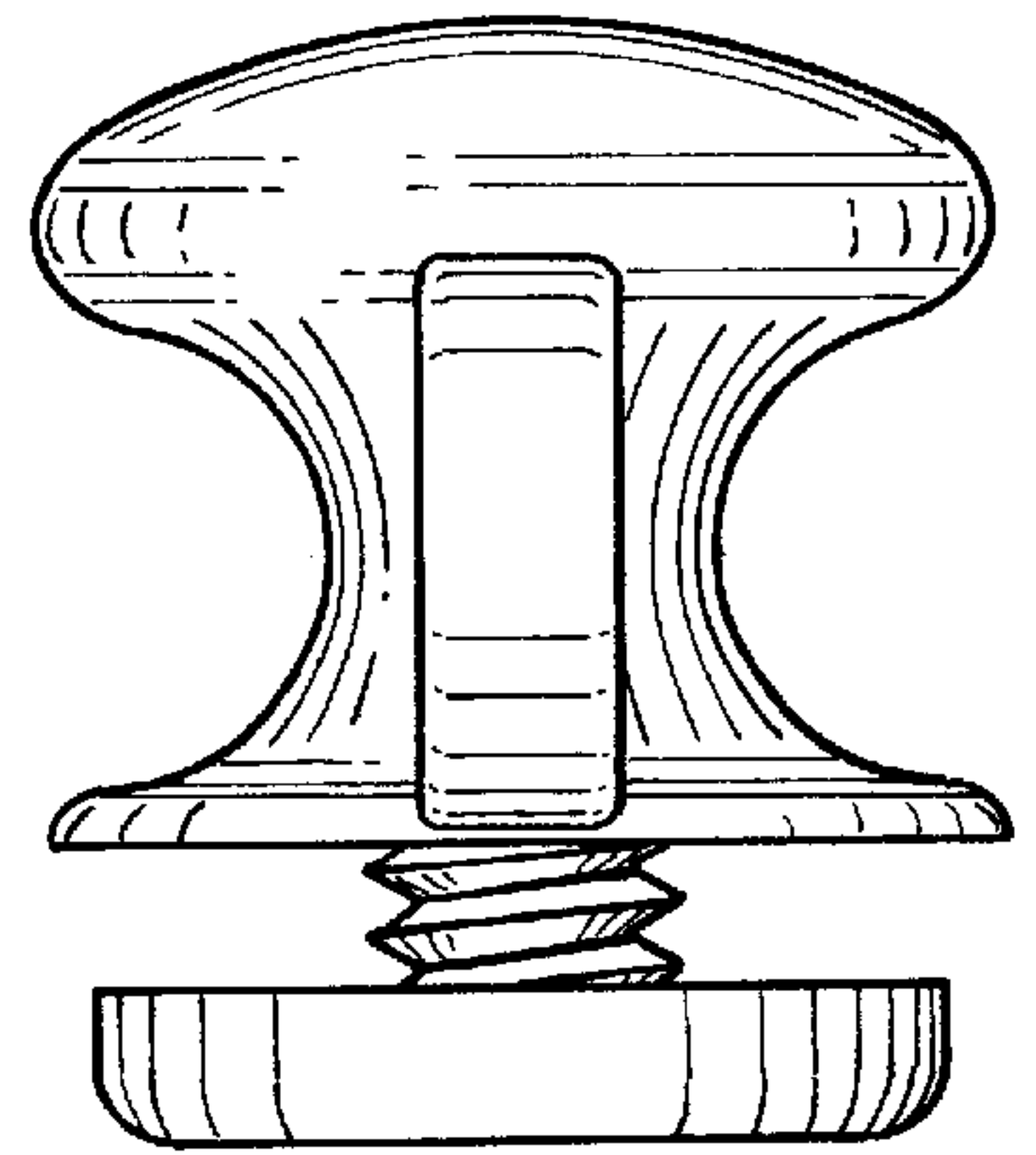


FIG. 3

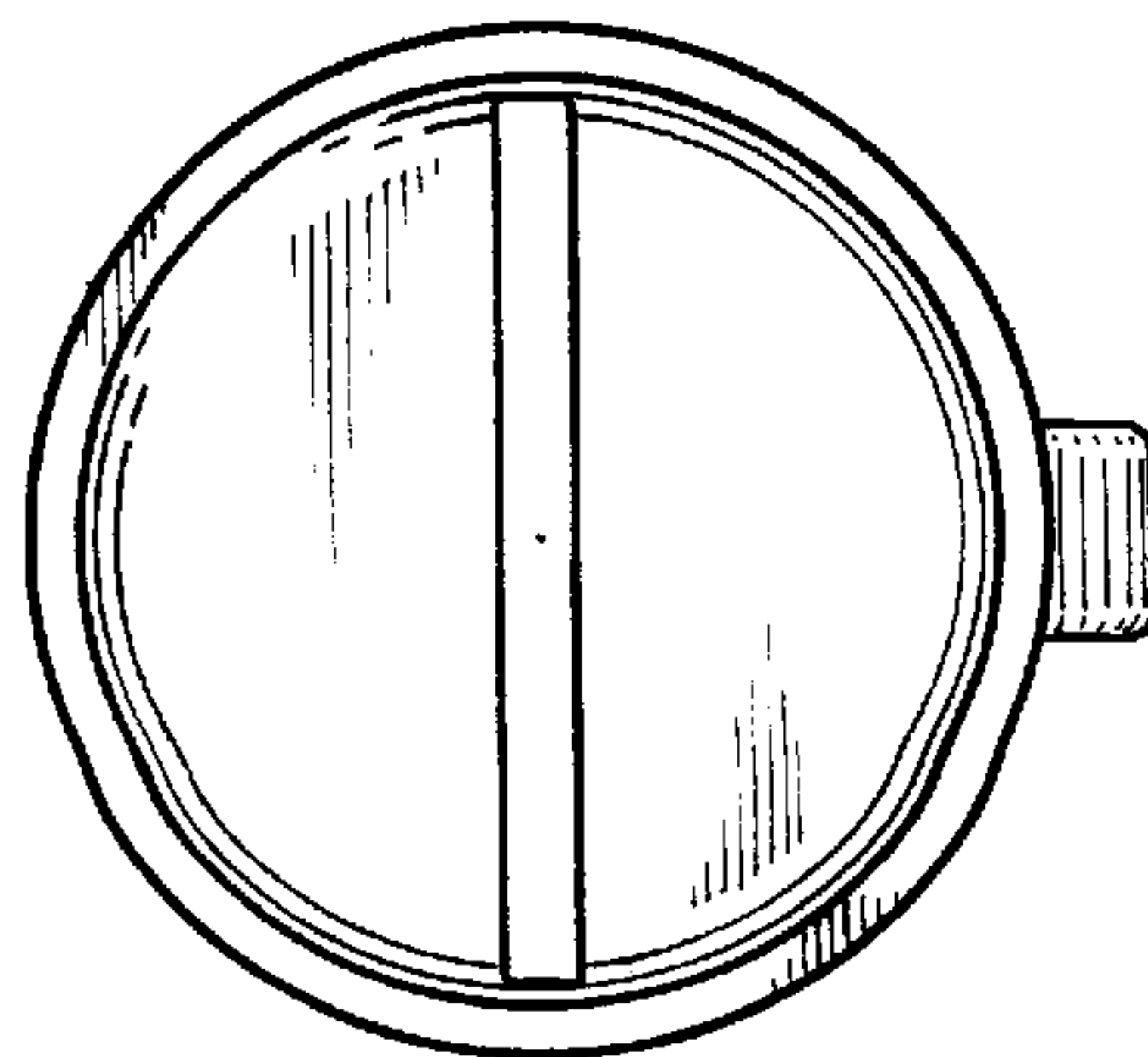


FIG. 5