



US00D421669S

United States Patent [19]
Moehring

[11] **Patent Number: Des. 421,669**
[45] **Date of Patent: ** Mar. 14, 2000**

[54] **WOVEN ANIMAL RESTRAINT STRAP**

[76] Inventor: **Jodi Moehring**, 701 Mannington Ave.,
Cincinnati, Ohio 45226

[**] Term: **14 Years**

[21] Appl. No.: **29/089,166**

[22] Filed: **Jun. 9, 1998**

[51] **LOC (6) Cl.** **30-09**

[52] **U.S. Cl.** **D30/151**

[58] **Field of Search** D30/151, 153,
D30/199, 152, 154; D2/627, 629, 631,
635; 119/856, 863, 864, 865, 792; D28/21

[56] **References Cited**

U.S. PATENT DOCUMENTS

| | | | | |
|------------|--------|----------|-------|---------|
| D. 159,430 | 7/1950 | Morrone | | D28/21 |
| D. 297,577 | 9/1988 | Tozawa | | D30/152 |
| D. 317,217 | 5/1991 | Beutler | | D30/152 |
| D. 338,747 | 8/1993 | Miller | | D30/152 |
| D. 370,092 | 5/1996 | Austin | | D30/152 |
| 3,096,741 | 7/1963 | Ollstein | | 119/792 |

OTHER PUBLICATIONS

R.C. Steele, Wholesale Pet and Animal Care Supplies, Dog Collars, p. 49, Jan. 4, 1997.

Primary Examiner—Louis S. Zarfes

Assistant Examiner—Catherine R. Oliver

Attorney, Agent, or Firm—Robert R. Reed; Cort Flint

[57] **CLAIM**

An ornamental design for a woven animal restraint strap, as shown and described.

DESCRIPTION

FIG. 1 is a front elevation view of the woven animal restraint strap showing my new design;

FIG. 2 is a rear elevation view thereof;

FIG. 3 is a side elevation view, with the opposite side elevation view being a mirror image thereof;

FIG. 4 is a front elevation view of a second embodiment of the woven animal restraint strap of my new design, wherein a rear view is identical to the front;

FIG. 5 is a perspective view of the embodiment of FIGS. 1-3 thereof, wherein it is understood that the weave pattern is to continue throughout the length of the strap as delineated by the broken lines;

FIG. 6 is a perspective view of a portion of the second embodiment thereof;

FIG. 7 is a perspective view of the second embodiment thereof, wherein it is understood that the weave pattern is to continue throughout the length of the strap as delineated by broken lines; and,

FIG. 8 is a perspective view of the second embodiment thereof, wherein a loop is formed by the woven strap and wherein it is understood that the weave pattern is to continue throughout the length of the strap and the loop as delineated by broken lines.

The broken line showing of a hook in FIGS. 7 and 8 is for illustrative purposes only and forms no part of the claimed design.

1 Claim, 5 Drawing Sheets




Fig. 1


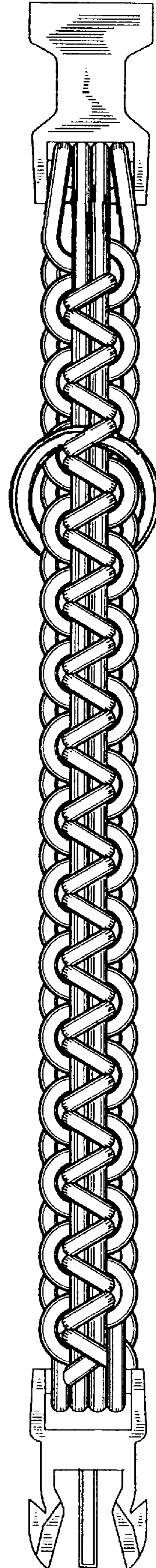


Fig. 2



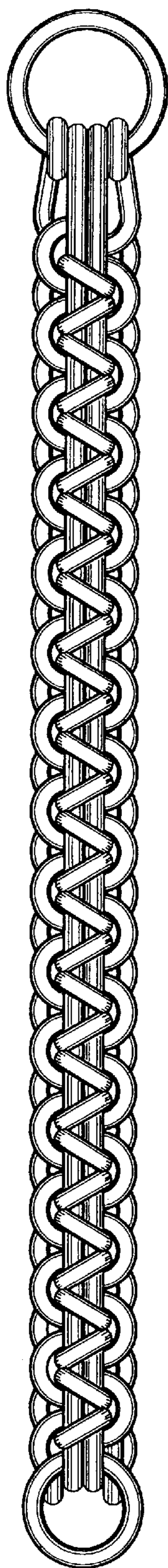


Fig. 4



Fig. 3

Fig. 5




Fig. 6




Fig. 7

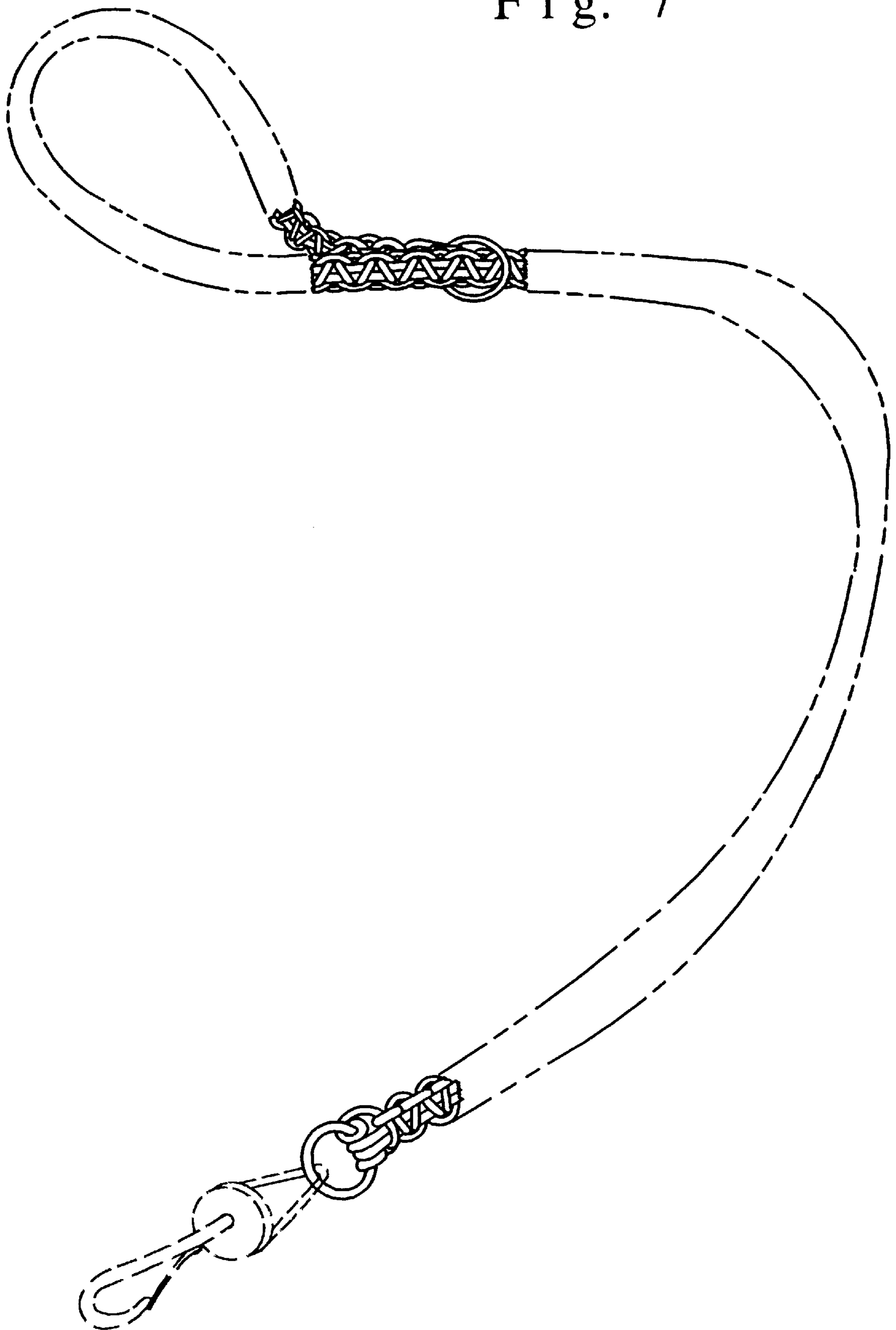


Fig. 8

