



US00D421667S

United States Patent [19]
Ullmann

[11] **Patent Number: Des. 421,667**
[45] **Date of Patent: ** Mar. 14, 2000**

[54] **SHAVER**

[75] Inventor: **Roland Ullmann**, Offenbach, Germany

[73] Assignee: **Braun GmbH**, Frankfurt, Germany

[**] Term: **14 Years**

[21] Appl. No.: **29/104,002**

[22] Filed: **Apr. 26, 1999**

[30] **Foreign Application Priority Data**

Nov. 6, 1998 [XH] Hague Agreement DMA/045788

[51] **LOC (6) Cl.** **28-03**

[52] **U.S. Cl.** **D28/51**

[58] **Field of Search** D28/49-53; 30/34.05,
30/34.1, 34.2, 42, 43, 43.1-43.9, 43.91,
43.92, 44, 45

[56] **References Cited**

U.S. PATENT DOCUMENTS

D. 108,441	2/1938	Hanley	D28/51
D. 132,818	5/1942	Streng	D28/51
D. 185,404	6/1959	Wahl	D28/49
D. 314,841	2/1991	Locke et al.	D28/49

D. 376,669	12/1996	Ullmann	D28/51
D. 391,022	2/1998	Ullmann	D28/49
D. 405,230	2/1999	Akashi et al.	D28/49
2,031,519	2/1936	Winans	30/43
2,917,824	12/1959	Brauss	30/34.1
3,604,111	9/1971	Antretter	30/34.1
5,163,227	11/1992	Wolf et al.	30/43.92
5,701,673	12/1997	Ullmann et al.	30/34.1
5,771,580	6/1998	Tezuka	30/43.92

Primary Examiner—Prabhakar Deshmukh
Assistant Examiner—C Tuttle
Attorney, Agent, or Firm—Fish & Richardson P.C.

[57] **CLAIM**

The ornamental design for a shaver, as shown and described.

DESCRIPTION

FIG. 1 is a top, front and right side perspective view of a shaver, showing my design;
FIG. 2 is a front view thereof;
FIG. 3 is a right-side view thereof;
FIG. 4 is a left-side view thereof;
FIG. 5 is a rear view thereof;
FIG. 6 is a top plan view thereof; and,
FIG. 7 is a bottom plan view thereof.

1 Claim, 3 Drawing Sheets






FIG. 1



FIG. 2




FIG. 3




FIG. 4




FIG. 5



FIG. 6




FIG. 7