



US00D421657S

United States Patent [19]
Siebert

[11] **Patent Number: Des. 421,657**
[45] **Date of Patent: ** Mar. 14, 2000**

[54] **LAMP HOUSING**

[76] Inventor: **Benjamine J. Siebert**, P.O. Box 424,
Kingsburg, Calif. 93631

[**] Term: **14 Years**

[21] Appl. No.: **29/096,939**

[22] Filed: **Nov. 23, 1998**

4,417,299	11/1983	Rupp .	
4,428,034	1/1984	Seller .	
4,885,670	12/1989	Baake .	
5,130,916	7/1992	Toth .	
5,170,332	12/1992	Browne .	
5,237,491	8/1993	McCarter .	
5,490,045	2/1996	Lindner .	
5,664,866	9/1997	Reniger et al. .	
5,842,779	12/1998	Siebert	362/309

Related U.S. Application Data

[63] Continuation of application No. 08/799,912, Feb. 13, 1997,
Pat. No. 5,842,779.

[51] **LOC (6) Cl.** **26-02**

[52] **U.S. Cl.** **D26/37**

[58] **Field of Search** D26/37-50; 362/186,
362/307, 308, 309, 310, 311, 376, 390,
391, 448, 451, 452, 455, 800, 802

References Cited

U.S. PATENT DOCUMENTS

D. 259,962	7/1981	Sassmannshausen	D26/37
D. 351,672	10/1994	Tsay	D26/37
D. 380,060	6/1997	Chiang	D26/37
D. 385,636	10/1997	Chen	D26/37
D. 392,402	3/1998	Chen	D26/37
4,360,862	11/1982	Strasser et al. .	

Primary Examiner—Marcus A. Jackson
Attorney, Agent, or Firm—Richard A. Ryan

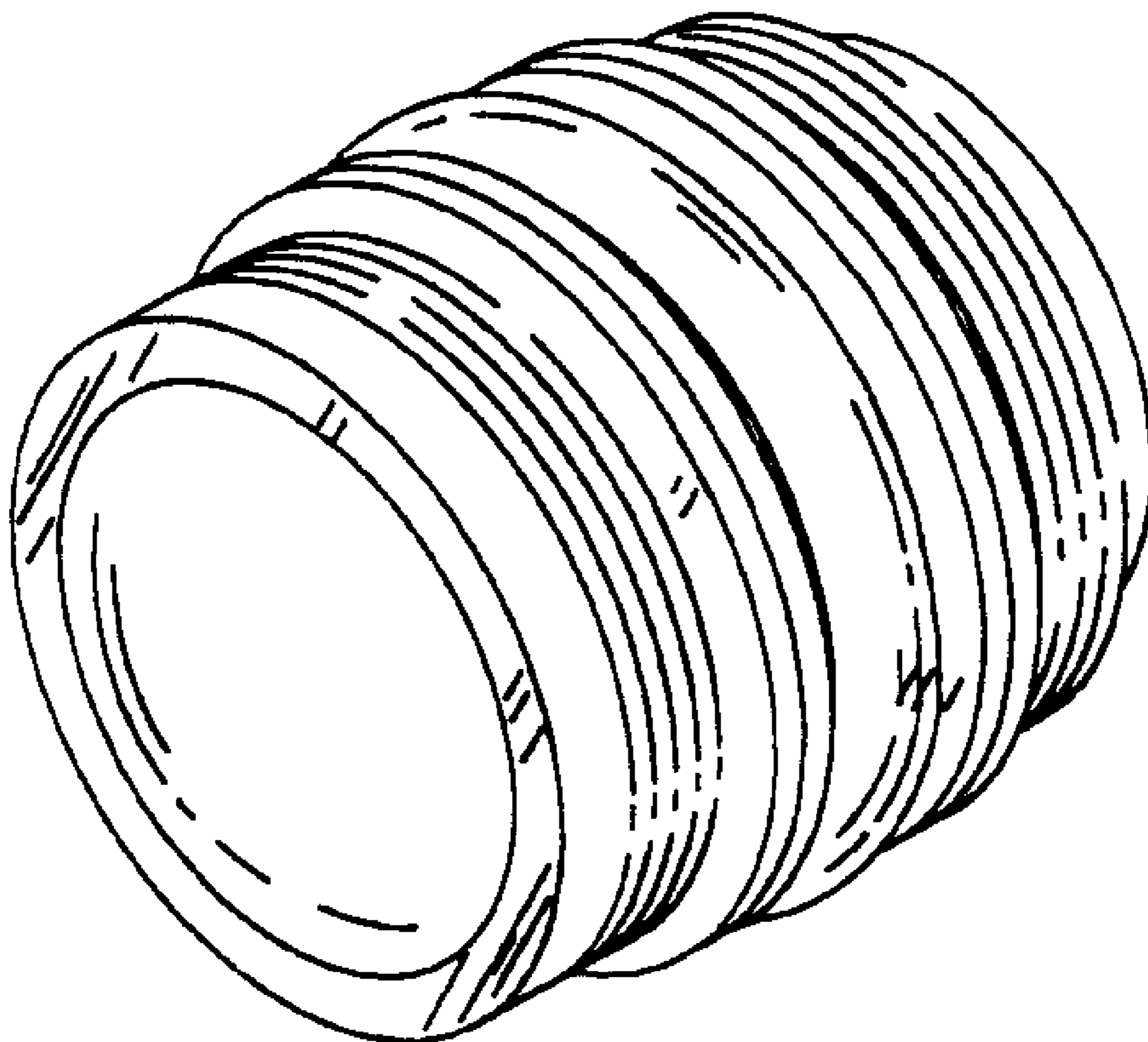
[57] **CLAIM**

The ornamental design for a lamp housing, as shown and described, it being understood that the lamp housing of the present design can be mounted flush on a vertical or horizontal surface wherein the top of the lamp housing does not show.

DESCRIPTION

FIG. 1 is a side view of a lamp housing showing the design, the other side views of the lamp housing being the same; FIG. 2 is a perspective view thereof from the bottom of the lamp housing; FIG. 3 is a bottom plan view thereof; and, FIG. 4 is a top plan view thereof.

1 Claim, 1 Drawing Sheet



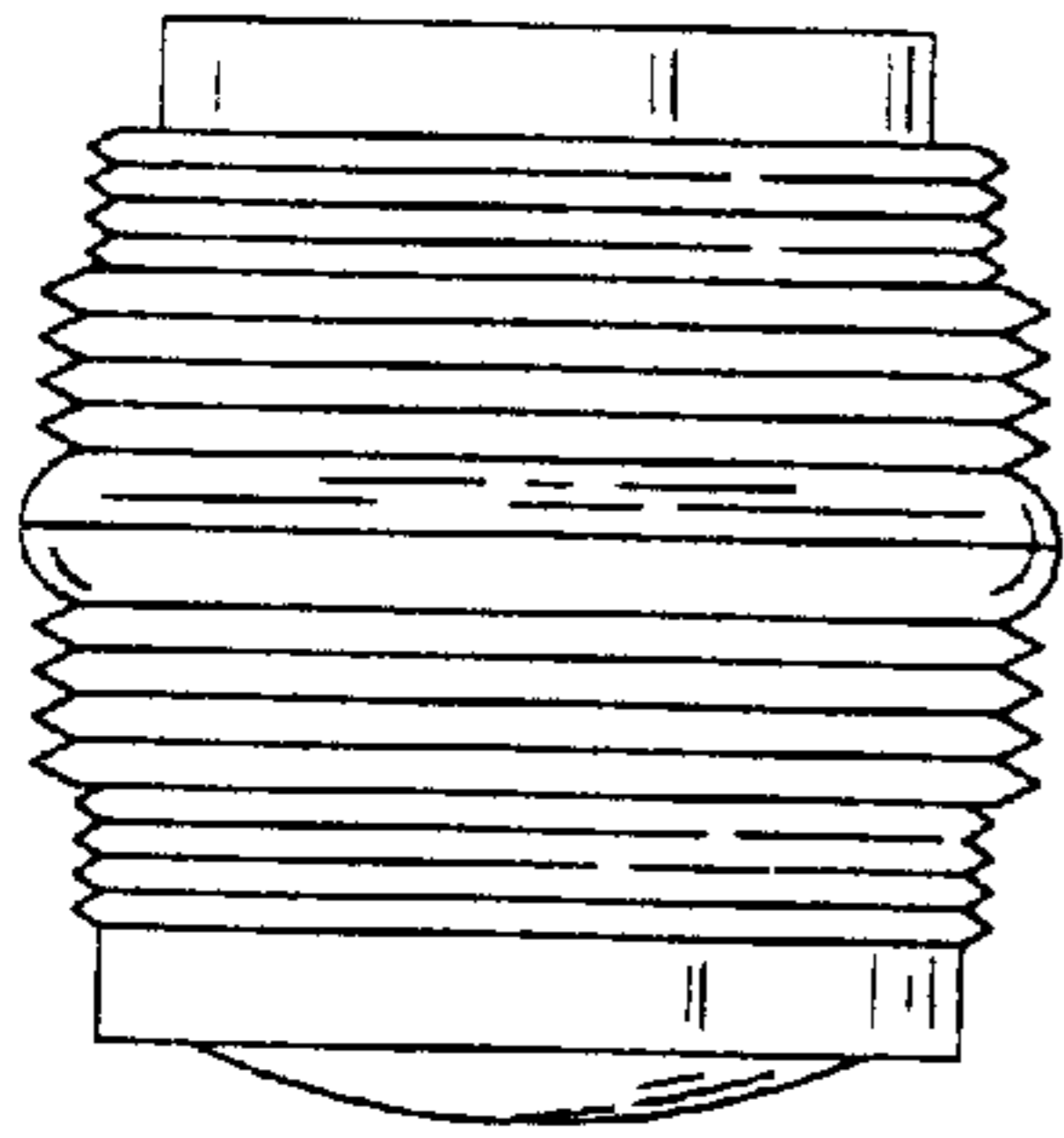


FIG. 1

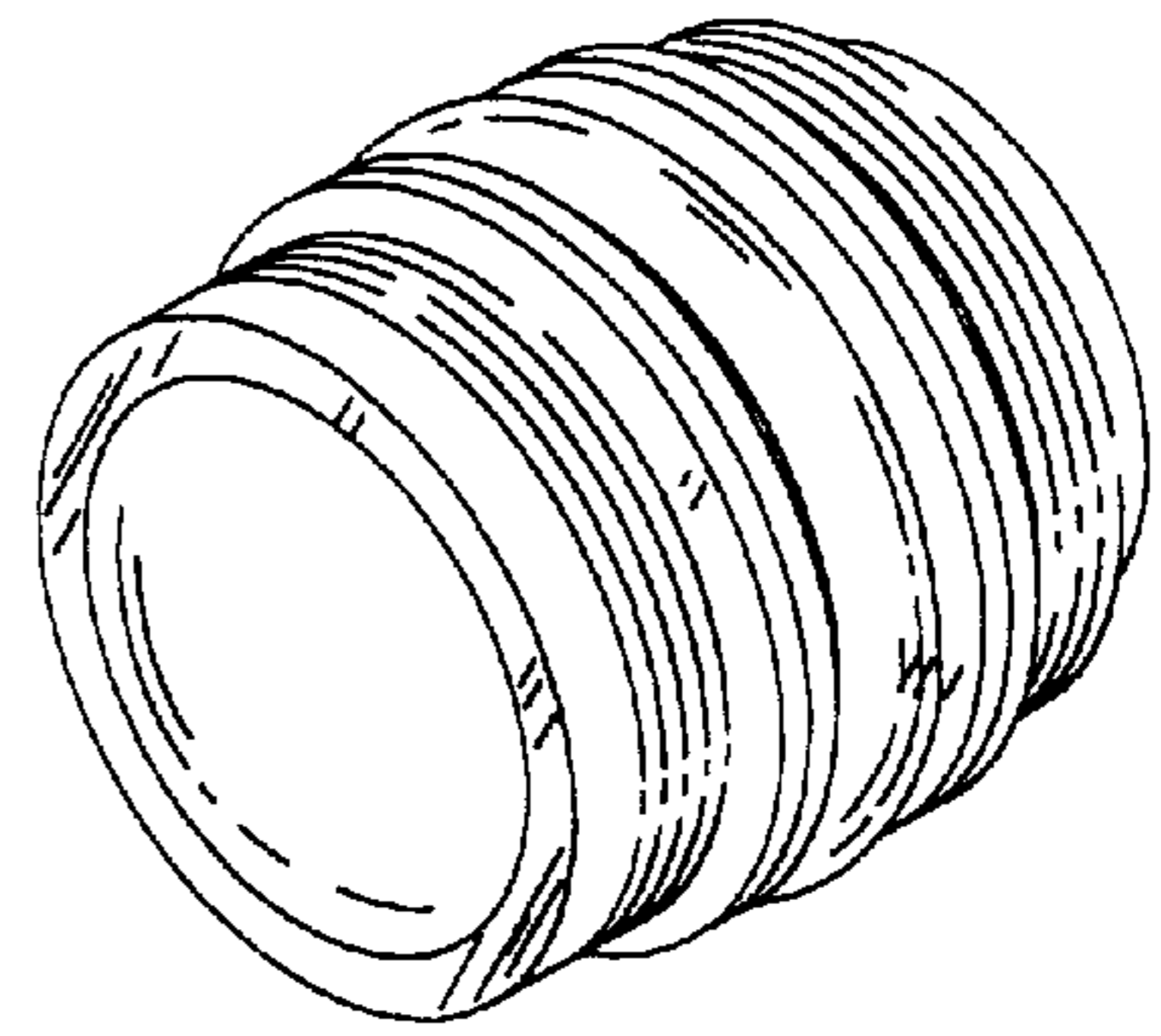


FIG. 2

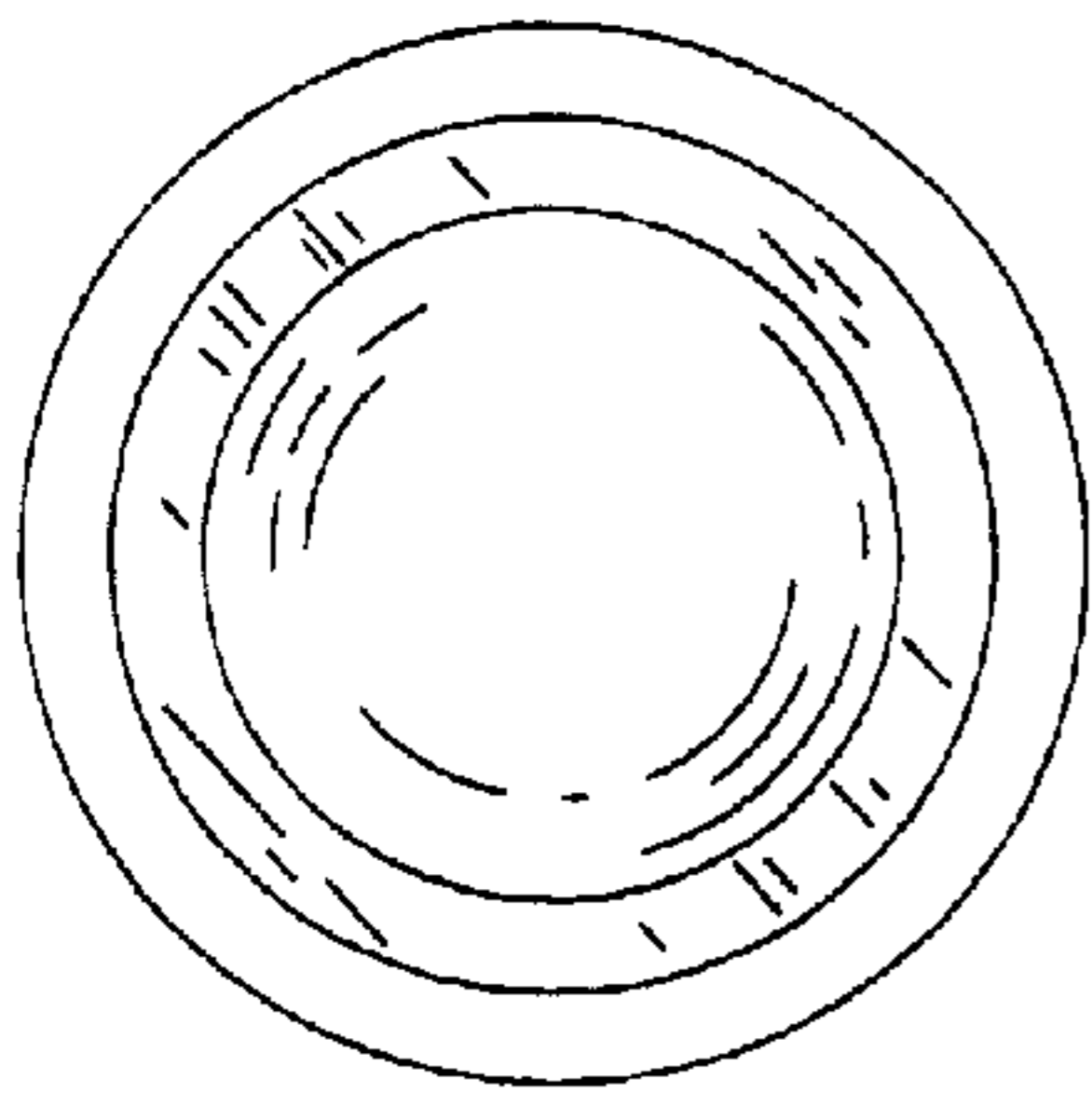


FIG. 3

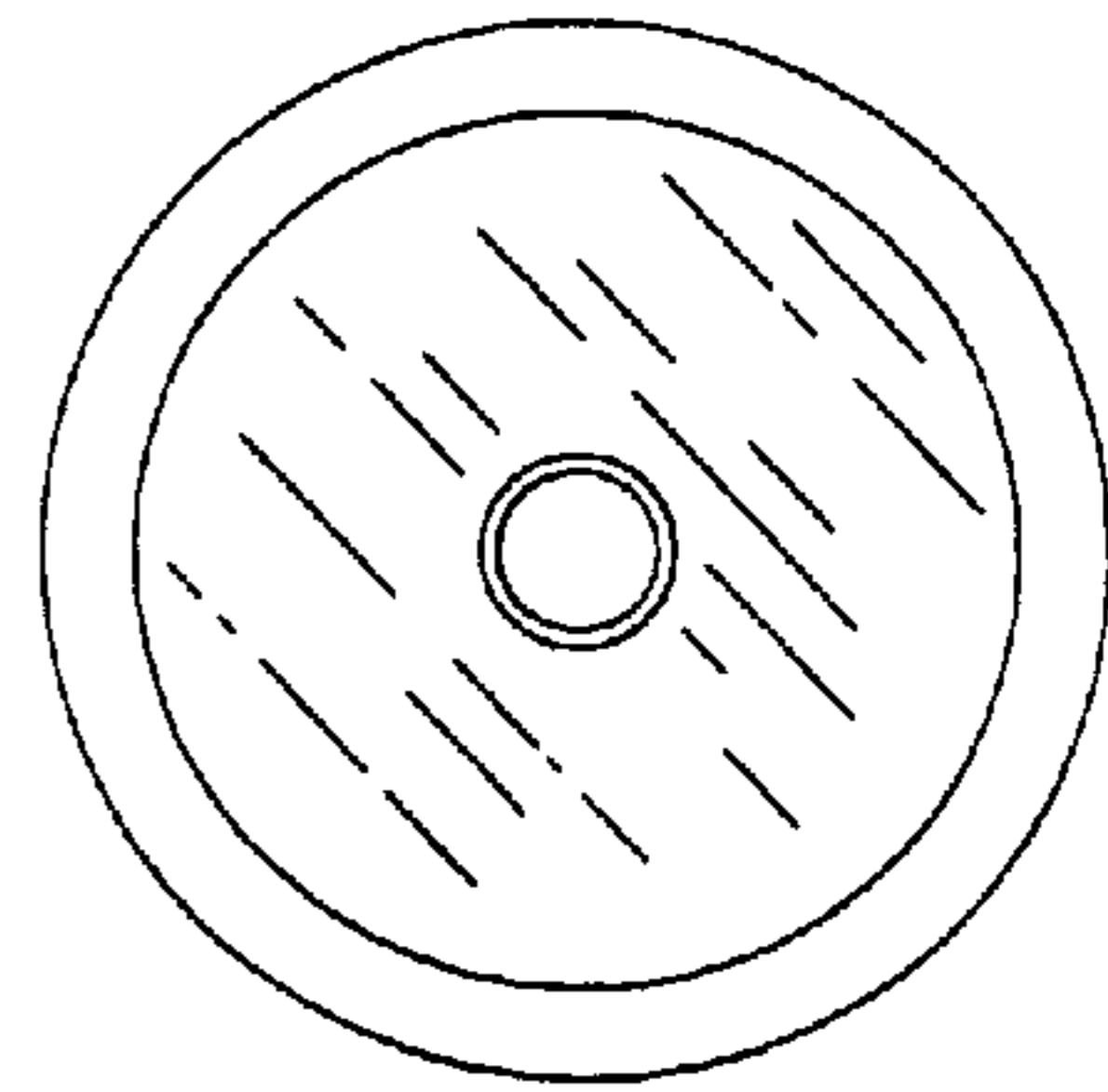


FIG. 4