



US00D421649S

United States Patent [19] Cappuyns

[11] **Patent Number: Des. 421,649**

[45] **Date of Patent: ** Mar. 14, 2000**

[54] **FILTER ELEMENT**

[75] Inventor: **Jan Leo Maria Cappuyns**, Nossegem, Belgium

[73] Assignee: **Donaldson Company, Inc.**, Minneapolis, Minn.

[**] Term: **14 Years**

[21] Appl. No.: **29/095,764**

[22] Filed: **Oct. 29, 1998**

[51] **LOC (6) Cl.** **23-04**

[52] **U.S. Cl.** **D23/365**

[58] **Field of Search** **D23/365; 55/510**

[56] **References Cited**

U.S. PATENT DOCUMENTS

- D. 401,306 11/1998 Ward et al. .
- 3,469,707 9/1969 Humbert, Jr. et al. .
- 4,801,383 1/1989 Hoffmann et al. .
- 5,443,721 8/1995 Kelada et al. .

Primary Examiner—Lisa Lichtenstein
Attorney, Agent, or Firm—Merchant & Gould P.C.

[57] **CLAIM**

The ornamental design for a filter element, as shown and described.

DESCRIPTION

FIG. 1 is a top end view of a filter element embodying my new design;

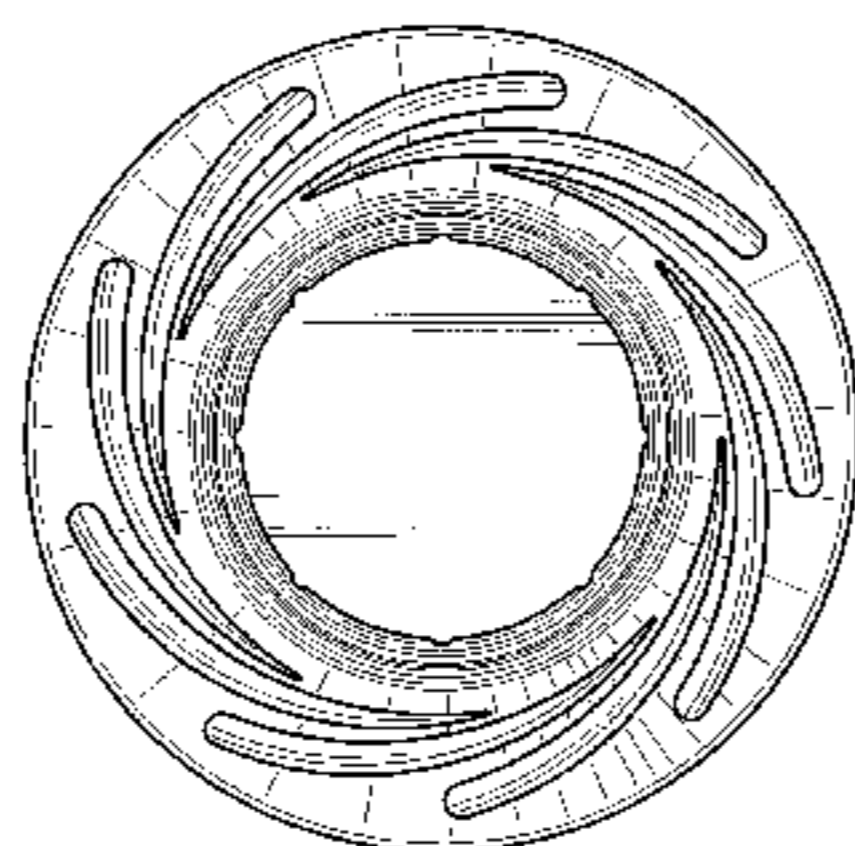


FIG. 2 is a bottom end view of the filter element depicted in FIG. 1;

FIG. 3 is a front elevational view of the filter element depicted in FIG. 1;

FIG. 4 is a rear side elevational view of the filter element depicted in FIG. 1;

FIG. 5 is a left side elevational view of the filter element depicted in FIG. 1;

FIG. 6 is a right side elevational view of the filter element depicted in FIG. 1;

FIG. 7 is a top end view of a second embodiment of a filter element embodying my new design, the view being identical in appearance to FIG. 1;

FIG. 8 is a bottom end view of the filter element depicted in FIG. 7, the view being identical in appearance to FIG. 2;

FIG. 9 is a front elevational view of the filter element depicted in FIG. 7;

FIG. 10 is a rear side elevational view of the filter element depicted in FIG. 7;

FIG. 11 is a left side elevational view of the filter element depicted in FIG. 7; and,

FIG. 12 is a right side elevational view of the filter element depicted in FIG. 7.

The sole difference between the two embodiments resides in the sloped sides of the first embodiment.

1 Claim, 10 Drawing Sheets




FIG. 1

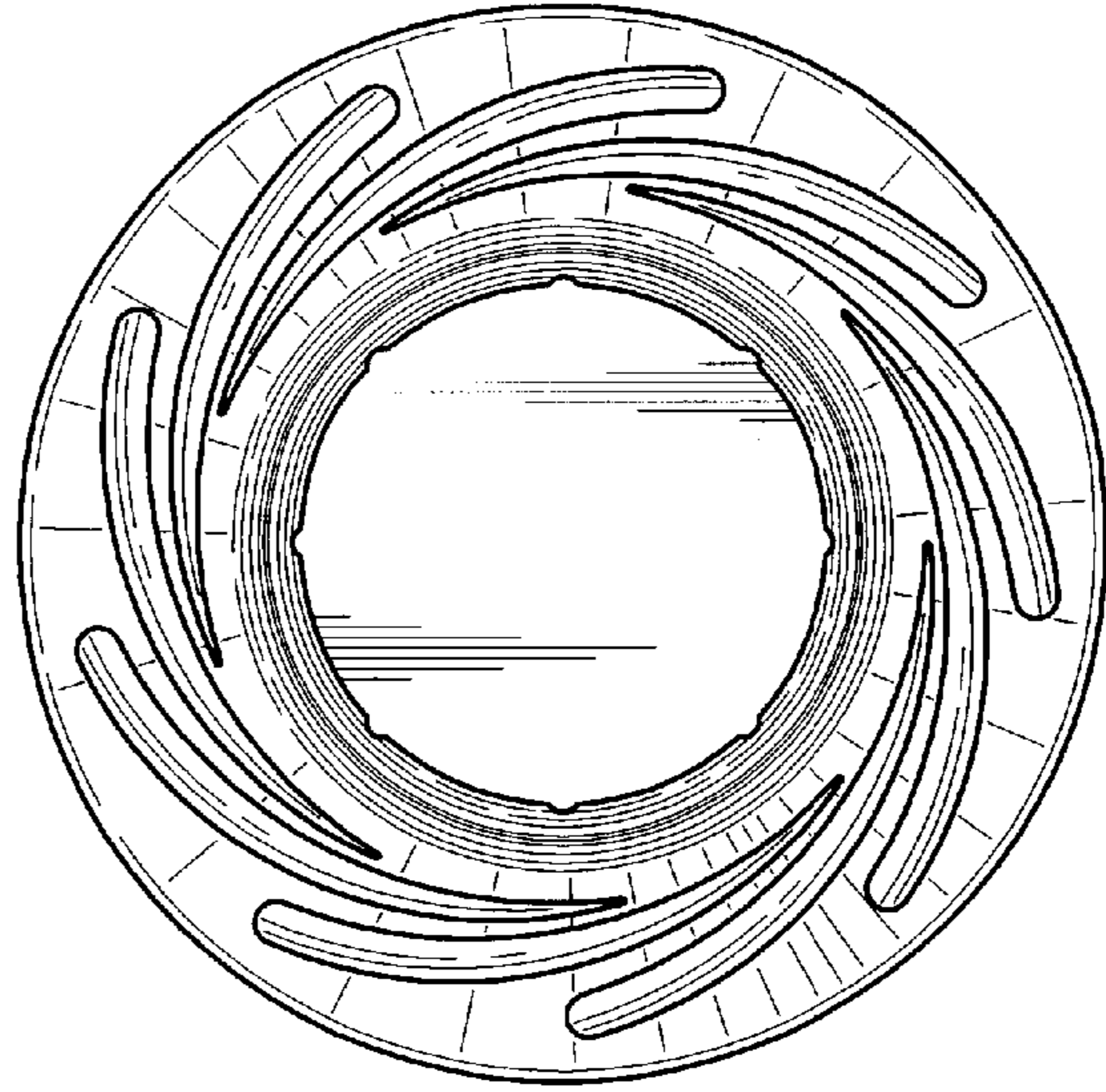


FIG. 2

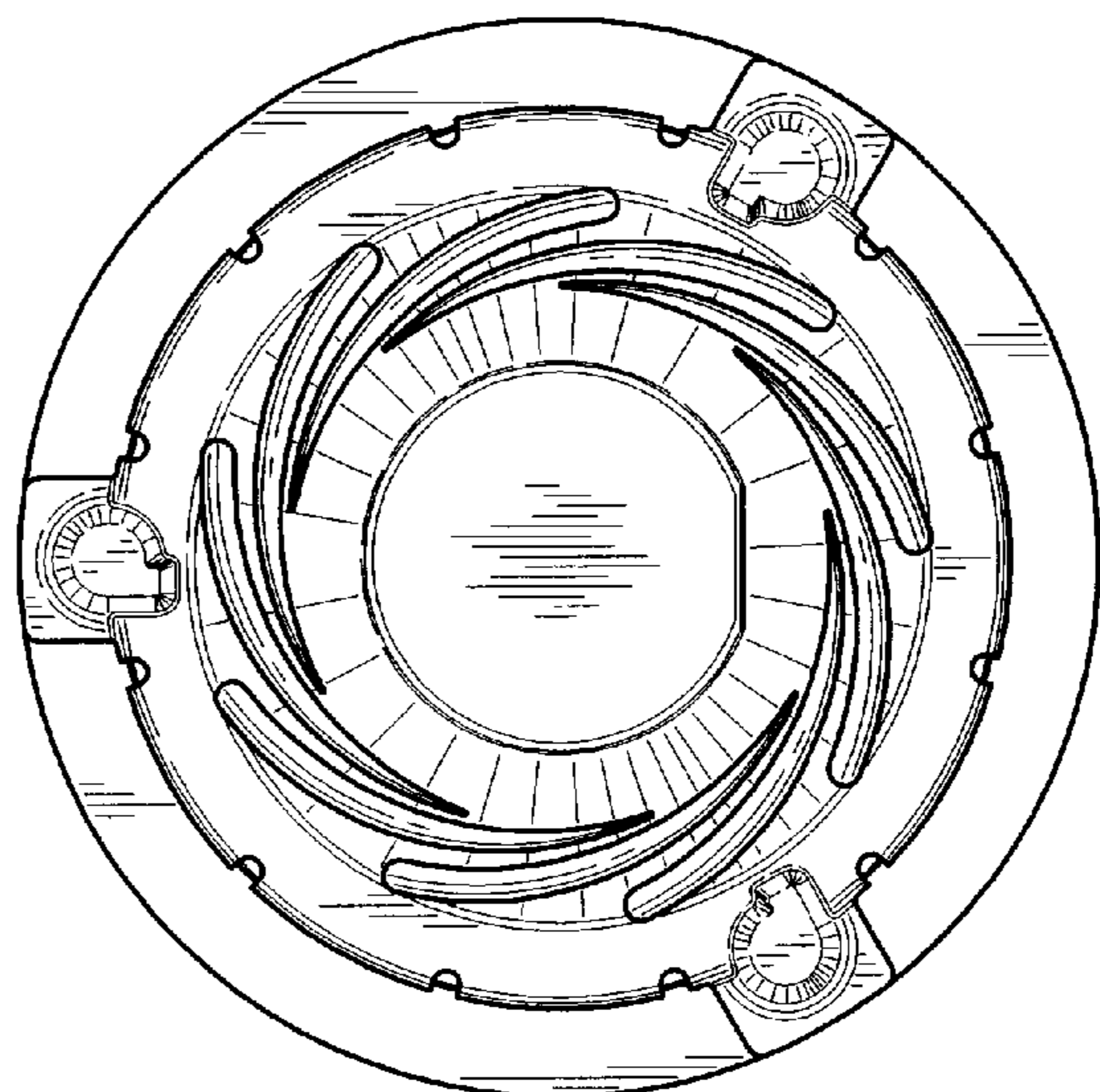


FIG. 3




FIG. 4




FIG. 5




FIG. 6




FIG. 7

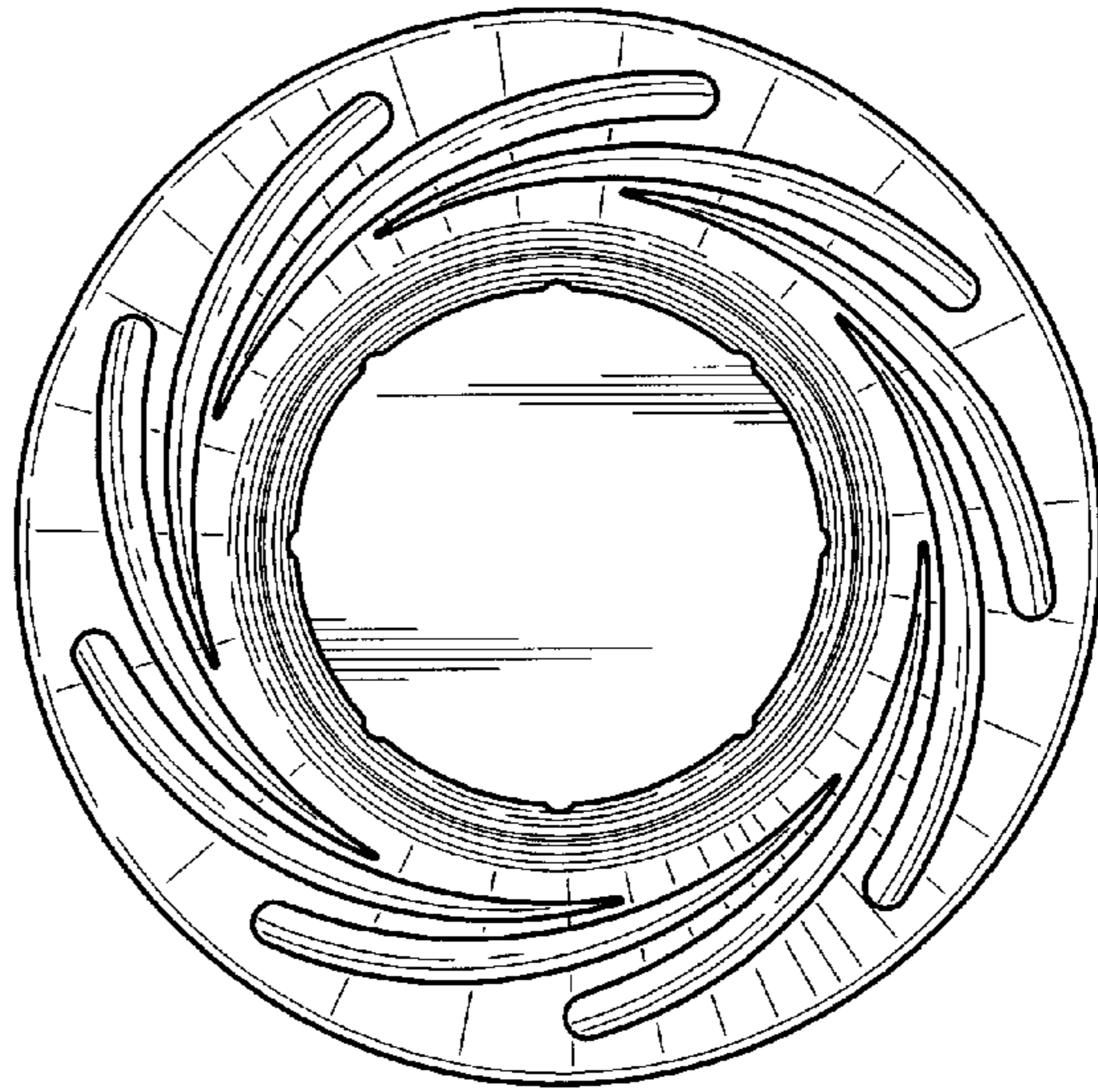


FIG. 8

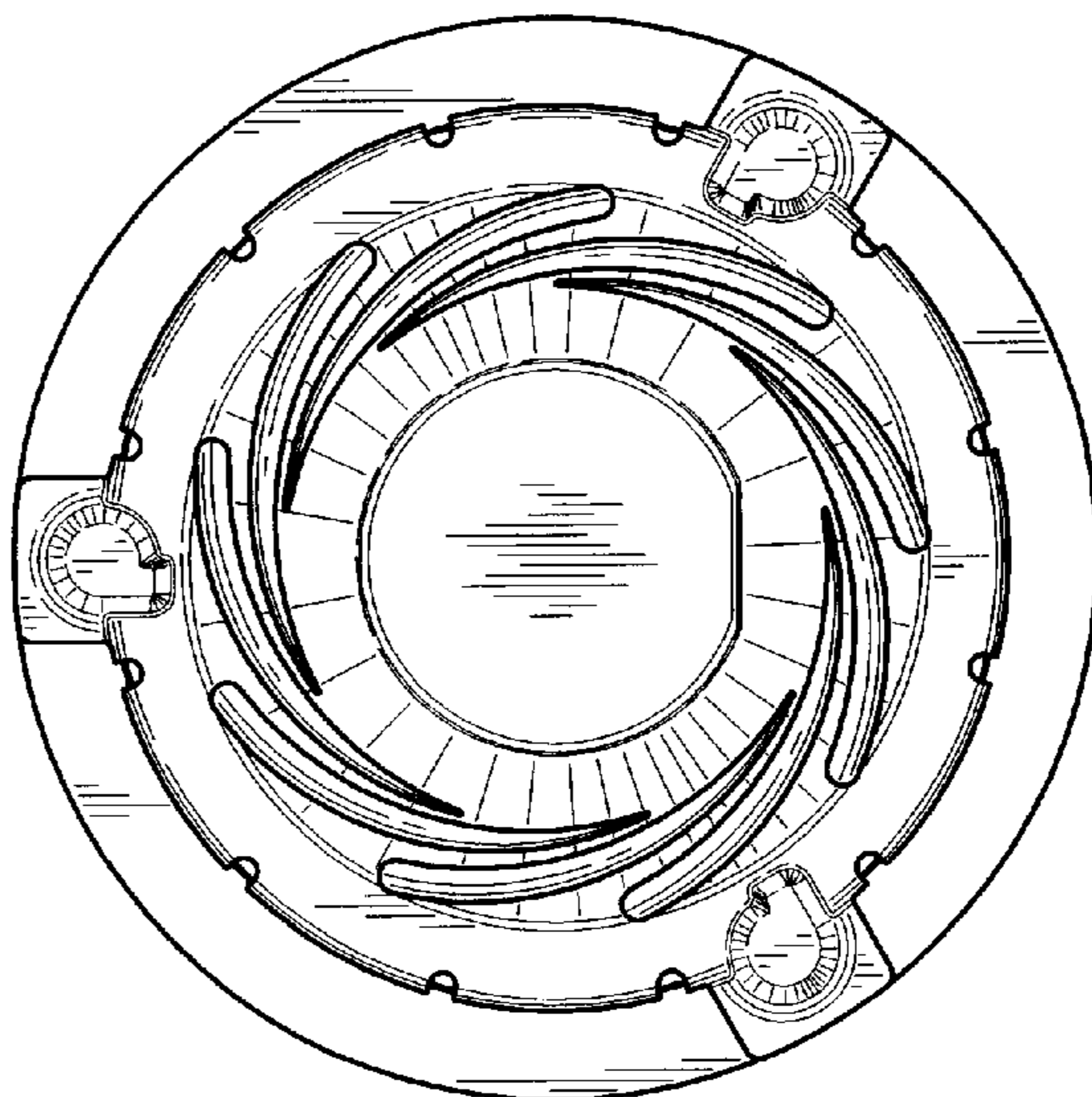


FIG. 9




FIG. 10




FIG. 11




FIG. 12

