



US00D421647S

# United States Patent [19] Heger

[11] **Patent Number: Des. 421,647**

[45] **Date of Patent: \*\* Mar. 14, 2000**

[54] **GAS FIRED FIREPLACE INSERT**

663,811 12/1900 Dudgeon ..... D23/343

[75] Inventor: **Niels-Erik Heger**, Jessheim, Norway

*Primary Examiner*—Lisa Lichtenstein  
*Attorney, Agent, or Firm*—Young & Thompson

[73] Assignee: **Jotul ASA**, Fredrikstad, Norway

[\*\*] Term: **14 Years**

[57] **CLAIM**

[21] Appl. No.: **29/075,109**

The ornamental design for a gas fired fireplace insert, as shown and described.

[22] Filed: **Aug. 15, 1997**

**DESCRIPTION**

[51] **LOC (6) Cl.** ..... **23-03**

[52] **U.S. Cl.** ..... **D23/339; D23/344; D23/350**

[58] **Field of Search** ..... **D23/339, 342-344, D23/350, 346; 126/512**

FIG. 1 is a front perspective view of a gas fired fireplace insert embodying my new design;  
FIG. 2 is a rear perspective view thereof;  
FIG. 3 is an enlarged side perspective view thereof from the left of FIG. 1, the opposite side being substantially a mirror image of that shown;  
FIG. 4 is a top perspective view thereof; and,  
FIG. 5 is a bottom perspective view thereof.

[56] **References Cited**

**U.S. PATENT DOCUMENTS**

- D. 386,573 11/1997 Wilson ..... D23/339
- 464,457 12/1891 Goetz et al. .... D23/343

**1 Claim, 5 Drawing Sheets**





FIG. 1





FIG. 2






FIG. 3




FIG. 4



FIG. 5