



US00D421643S

United States Patent [19] Mauk

[11] **Patent Number: Des. 421,643**

[45] **Date of Patent: ** Mar. 14, 2000**

[54] **DRAIN GRATE WITH LEAF-SHAPED GRATE PATTERN**

[76] Inventor: **Mitchell Mauk**, 2242 19th St., San Francisco, Calif. 94107

[**] Term: **14 Years**

[21] Appl. No.: **29/074,958**

[22] Filed: **Aug. 14, 1997**

[51] **LOC (6) Cl.** **23-01**

[52] **U.S. Cl.** **D23/261**

[58] **Field of Search** D5/8, 20, 54, 58, D5/60, 61; D7/667; D23/260, 261; D25/113-115, 118, 119, 121, 122, 124, 53; D32/56; 4/286-292, 507, 510, 650, 679; 312/229; 404/2, 4; 210/163, 164

[56] **References Cited**

U.S. PATENT DOCUMENTS

D. 274,210	6/1984	Haggard	D8/1
1,844,443	2/1932	Schmidt	210/85
1,858,268	5/1932	Fleming	285/43
2,550,401	4/1951	Boosey	210/307

Primary Examiner—Alan P. Douglas
Assistant Examiner—Reid Hecker
Attorney, Agent, or Firm—Haverstock & Owens LLP

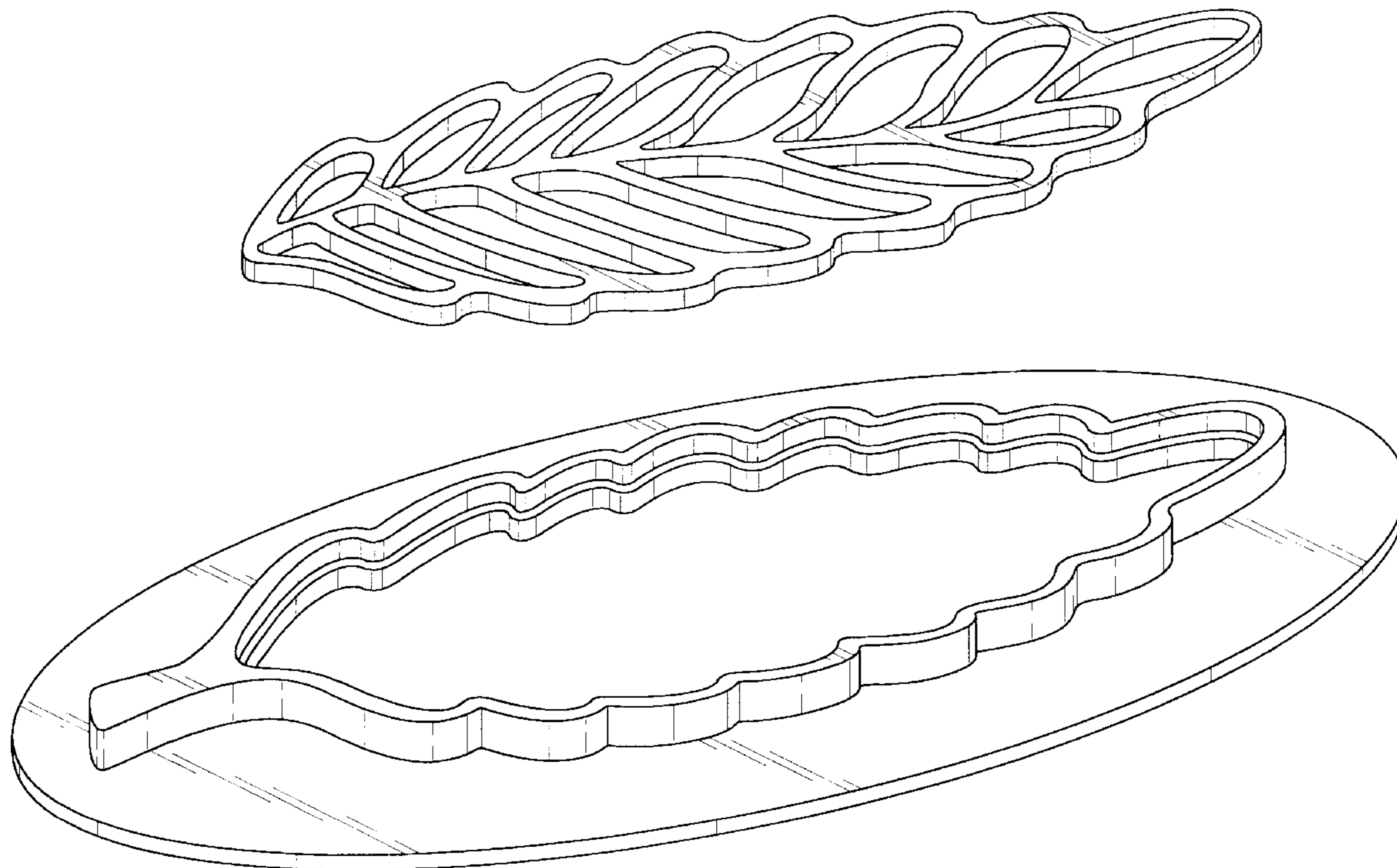
[57] **CLAIM**

The ornamental design for a drain grate with leaf-shaped grate pattern, as shown and described.

DESCRIPTION

FIG. 1 illustrates a top plan view of the drain grate with leaf-shaped grate pattern.
FIG. 2 illustrates a bottom plan view of the drain grate with leaf-shaped grate pattern.
FIG. 3 illustrates a front side view of the drain grate with leaf-shaped grate pattern.
FIG. 4 illustrates a right side view of the drain grate with leaf-shaped grate pattern.
FIG. 5 illustrates a back side view of the drain grate with leaf-shaped grate pattern.
FIG. 6 illustrates a left side view of the drain grate with leaf-shaped grate pattern; and,
FIG. 7 illustrates an enlarged exploded top perspective view of the drain grate with leaf-shaped grate pattern.

1 Claim, 4 Drawing Sheets






FIG. 1




FIG. 2

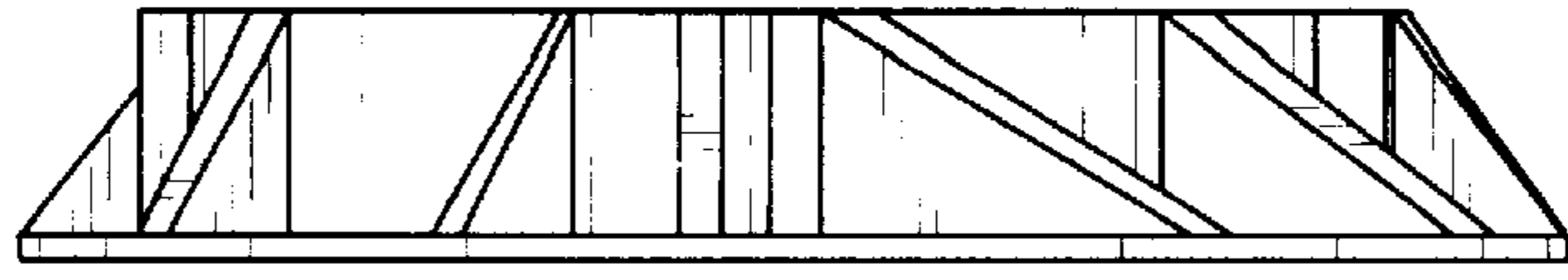


FIG. 3

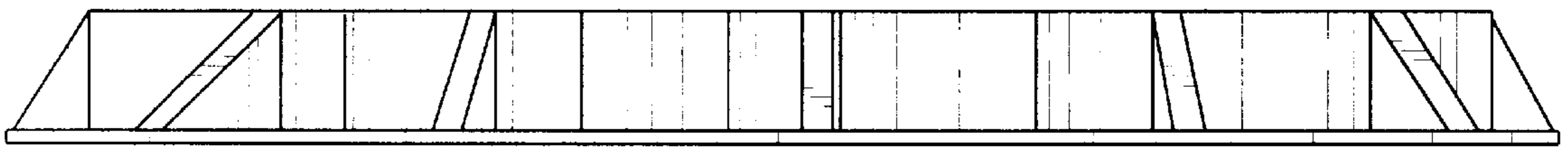


FIG. 4



FIG. 5



FIG. 6

FIG. 7

