



US00D421605S

United States Patent [19]
Rozovsky

[11] **Patent Number: Des. 421,605**

[45] **Date of Patent: ** Mar. 14, 2000**

[54] **TIME ACTIVATED ANSWERING MACHINE**

4,890,230 12/1989 Tanoshima et al. D14/100 X
5,898,759 4/1999 Huang 379/67.1

[76] Inventor: **Alex Rozovsky**, 806 Ladis Ct.,
Sunnyvale, Calif. 94086

Primary Examiner—Jeffrey Asch

[**] Term: **14 Years**

[57] **CLAIM**

[21] Appl. No.: **29/104,602**

The ornamental design for a time activated answering machine, as shown and described.

[22] Filed: **May 6, 1999**

DESCRIPTION

[51] **LOC (6) Cl.** **14-01**

[52] **U.S. Cl.** **D14/141**

[58] **Field of Search** D14/100, 106,
D14/107, 137, 138, 140, 141, 142, 240,
241, 155, 159; D18/2, 7; 379/419, 420,
428, 440, 67.1–88.28

FIG. 1 is a top plan view of the time activated answering machine of the present invention;
FIG. 2 is a bottom plan view of the time activated answering machine of FIG. 1;
FIG. 3 is a left side elevational view of the time activated answering machine of FIG. 1;
FIG. 4 is a right side elevational view of the time activated answering machine of FIG. 1;
FIG. 5 is a front elevational view of the time activated answering machine of FIG. 1;
FIG. 6 is a rear elevational view of the time activated answering machine of FIG. 1; and,
FIG. 7 is a top, front, right side perspective view of the time activated answering machine of FIG. 1.

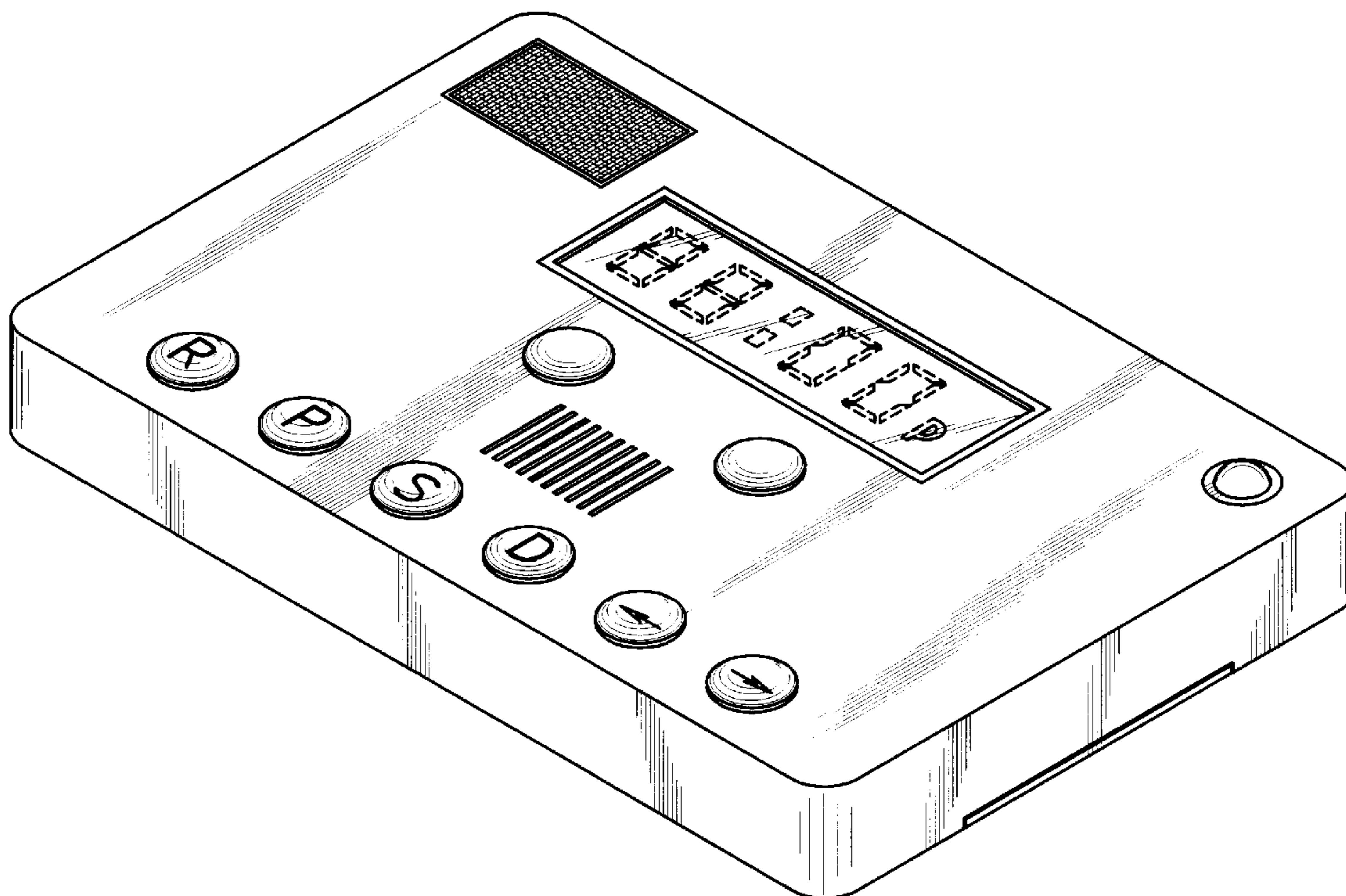
[56] **References Cited**

U.S. PATENT DOCUMENTS

| | | | | |
|------------|---------|----------------|-------|---------|
| D. 309,293 | 7/1990 | Helbig, Jr. | | D14/100 |
| D. 351,600 | 10/1994 | Moscone | | D14/240 |
| D. 367,650 | 3/1996 | Solomita | | D14/141 |
| D. 374,661 | 10/1996 | Mieki et al. | | D18/7 X |
| D. 376,144 | 12/1996 | D'Eustachio | | D14/141 |
| D. 377,937 | 2/1997 | Tucker | | D14/240 |
| D. 383,466 | 9/1997 | Burrell et al. | | D14/240 |
| D. 384,942 | 10/1997 | Vinuela | | D14/100 |
| D. 397,680 | 9/1998 | Scarborough | | D14/100 |

The broken lines showing of numbers and letters in FIGS. 1 and 7 are for illustrative purposes only and form no part of the claimed design.

1 Claim, 3 Drawing Sheets



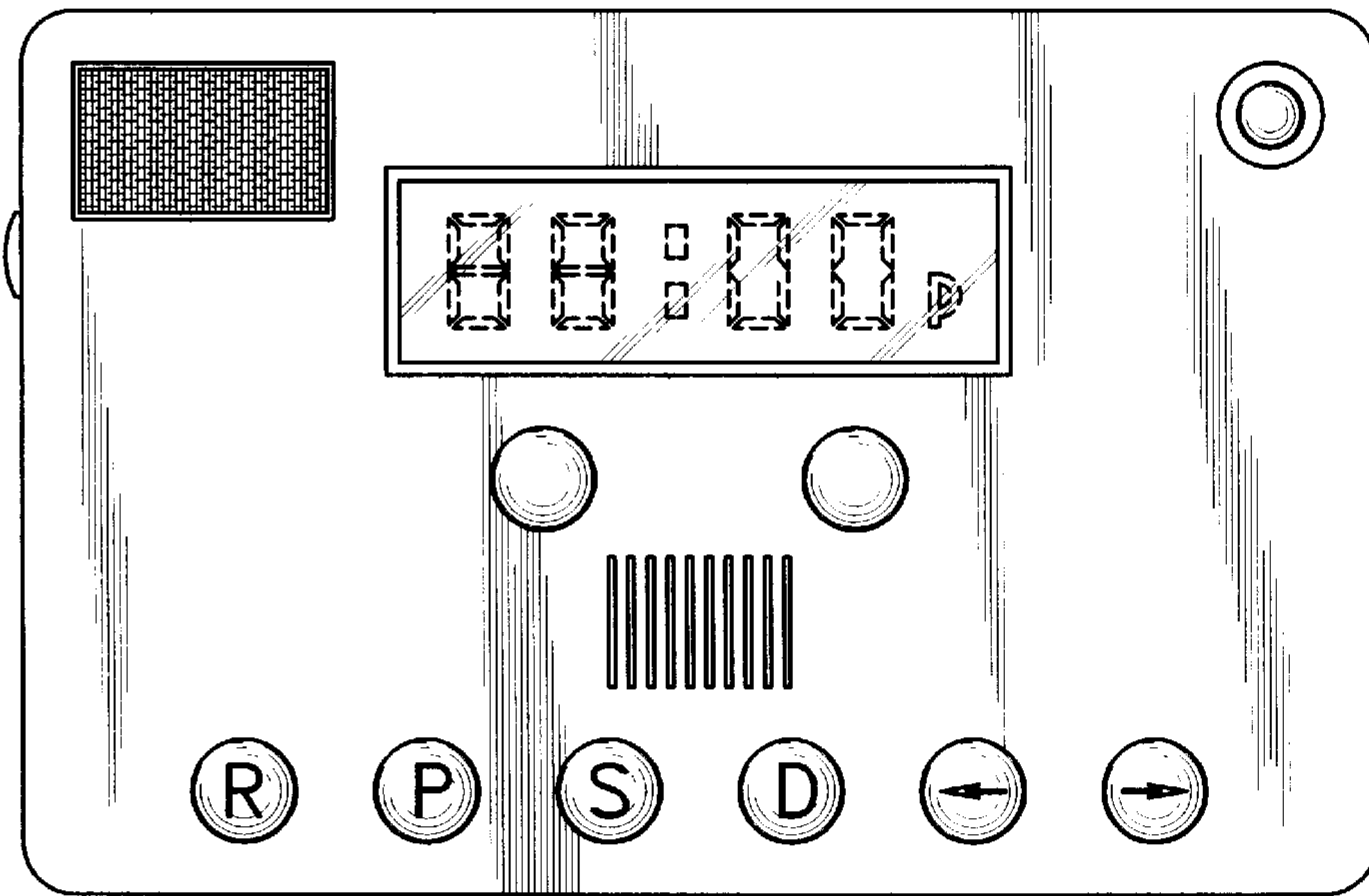


FIG. 1

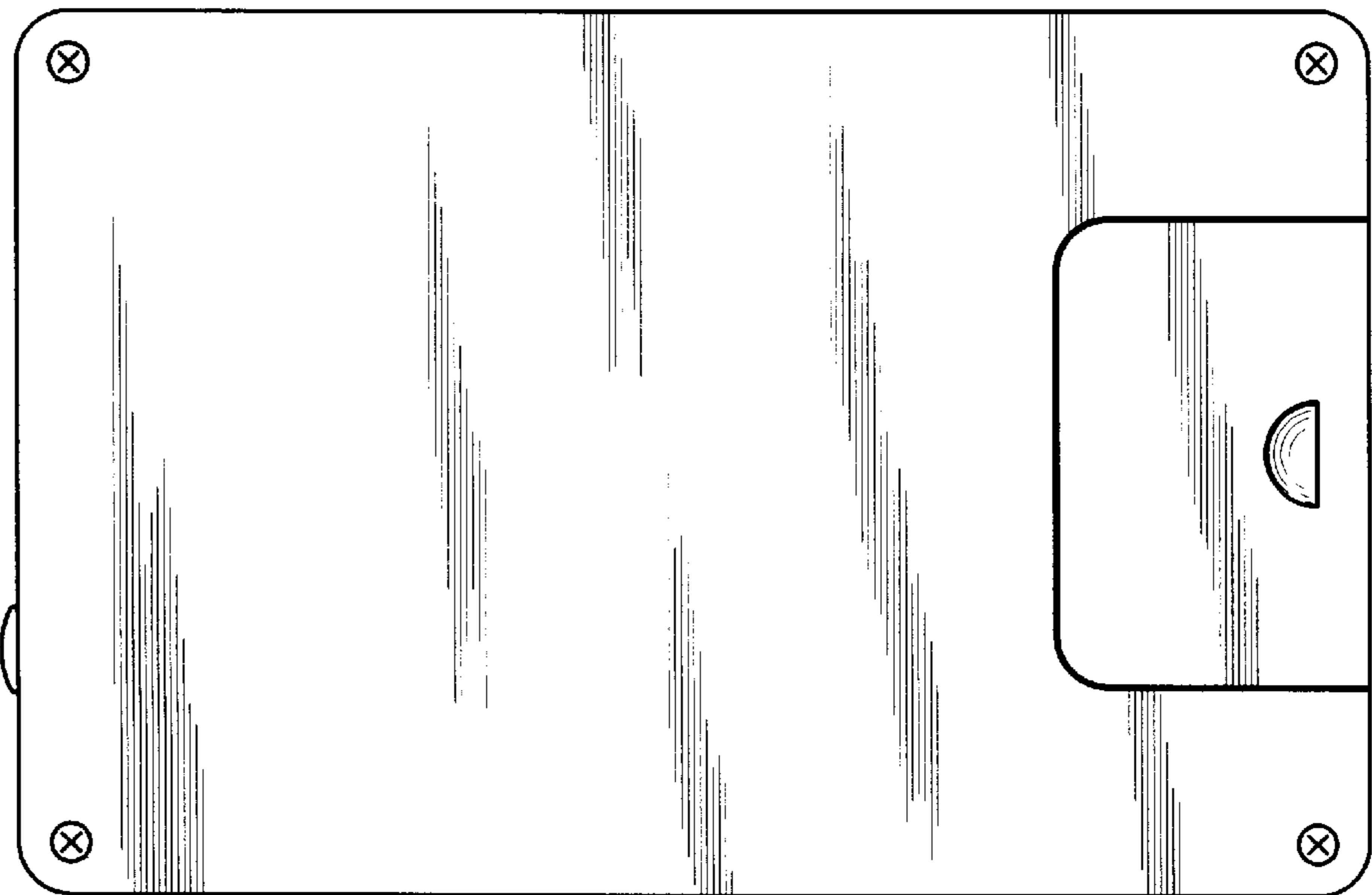


FIG. 2

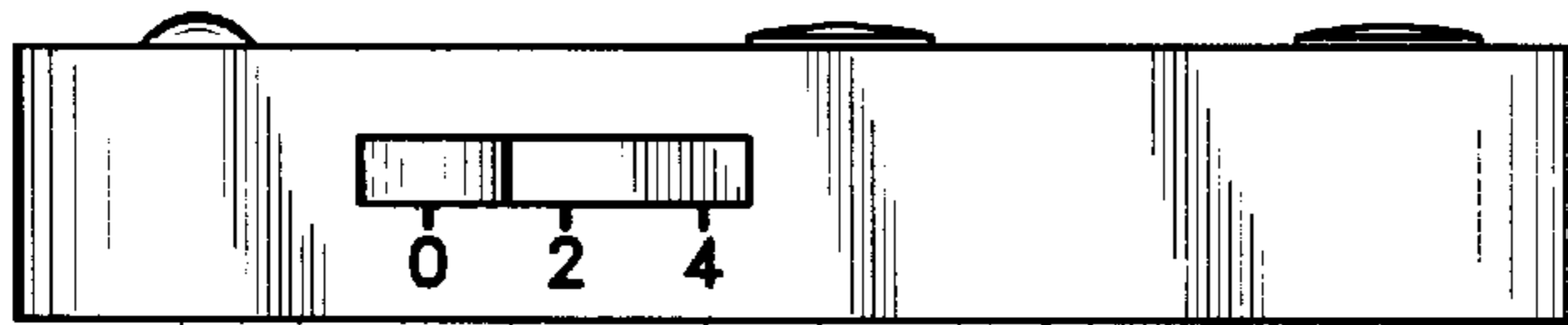


FIG. 3



FIG. 4

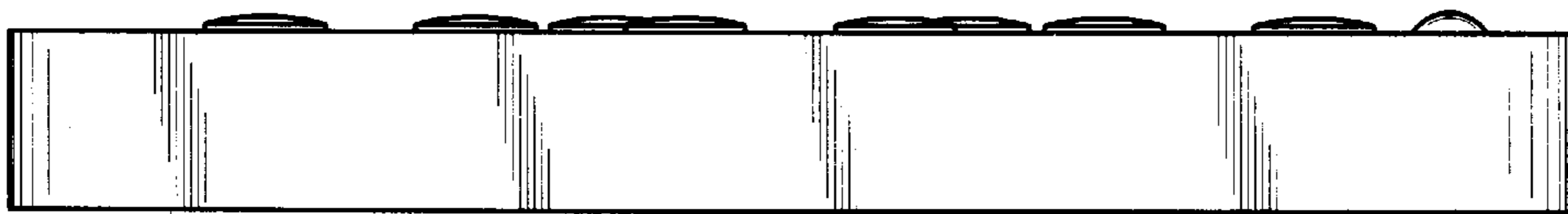


FIG. 5



FIG. 6

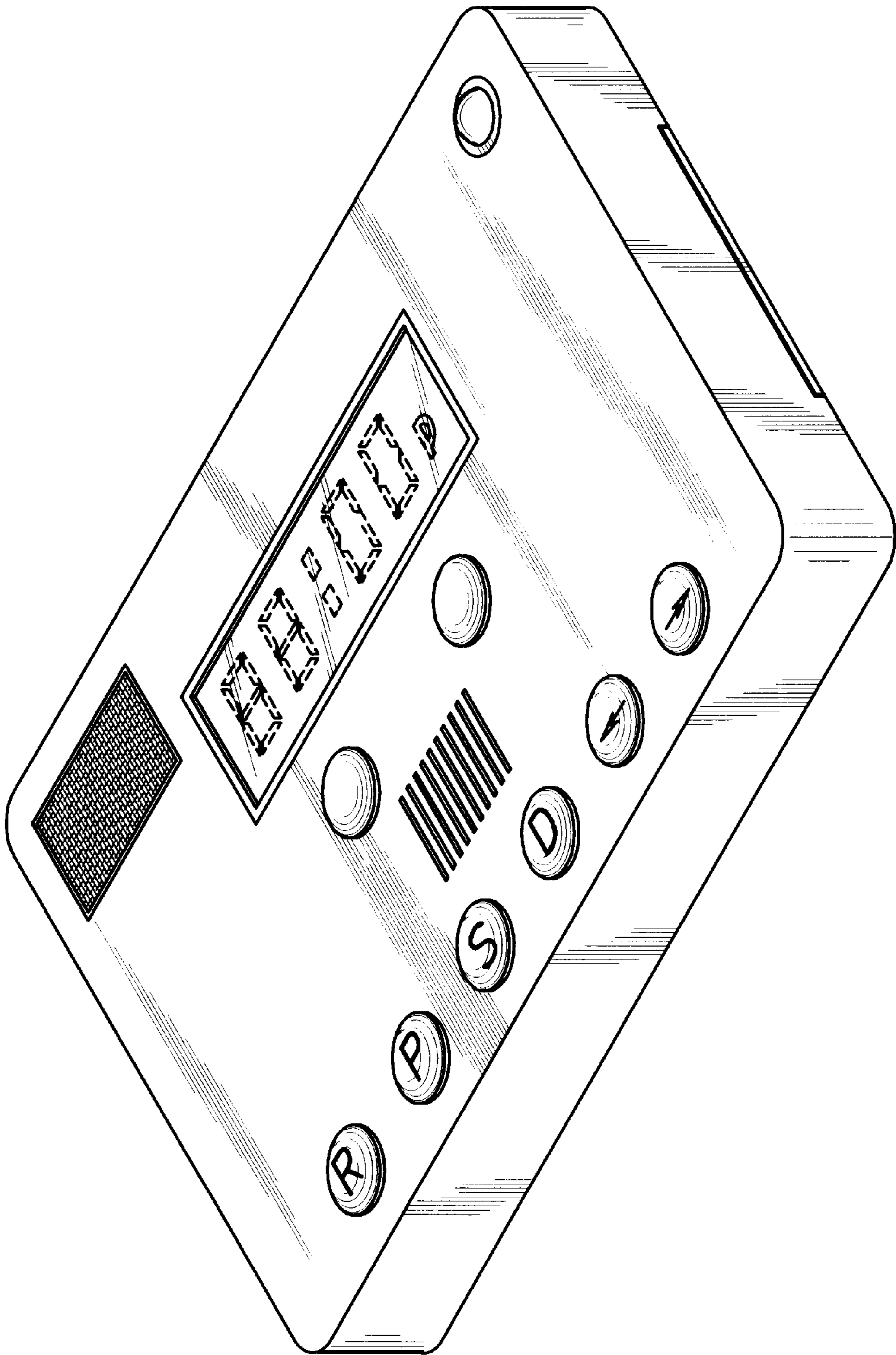


FIG. 7