



US00D421594S

United States Patent [19]
Knop et al.

[11] **Patent Number: Des. 421,594**
[45] **Date of Patent: ** Mar. 14, 2000**

[54] **BATTERY HOUSING**

[75] Inventors: **Ingmar Knop**, Aalen-Wasseraffingen;
Martin Schräer, Ellenberg, both of
Germany

[73] Assignee: **Varta Batterie Aktiengesellschaft**,
Hannover, Germany

[**] Term: **14 Years**

[21] Appl. No.: **29/107,009**

[22] Filed: **Jun. 24, 1999**

Related U.S. Application Data

[62] Division of application No. 29/089,779, Jun. 23, 1998.

[30] **Foreign Application Priority Data**

Dec. 24, 1997 [DE] Germany M 97 11 792

[51] **LOC (6) Cl.** **13-02**

[52] **U.S. Cl.** **D13/103**

[58] **Field of Search** D13/103; 429/96-100,
429/159, 163, 176

[56] **References Cited**

U.S. PATENT DOCUMENTS

D. 305,639	1/1990	Miki et al.	D13/103
D. 331,906	12/1992	Mohri	D13/103
D. 346,579	5/1994	Mohri	D13/103
D. 347,822	6/1994	Tong	D13/103
D. 352,270	11/1994	Yung	D13/103
5,227,262	7/1993	Ozer	429/98
5,510,205	4/1996	Ozer	429/98 X

Primary Examiner—Joel Sincavage
Attorney, Agent, or Firm—Schnader Harrison Segal &
Lewis; Gerard J. Weiser

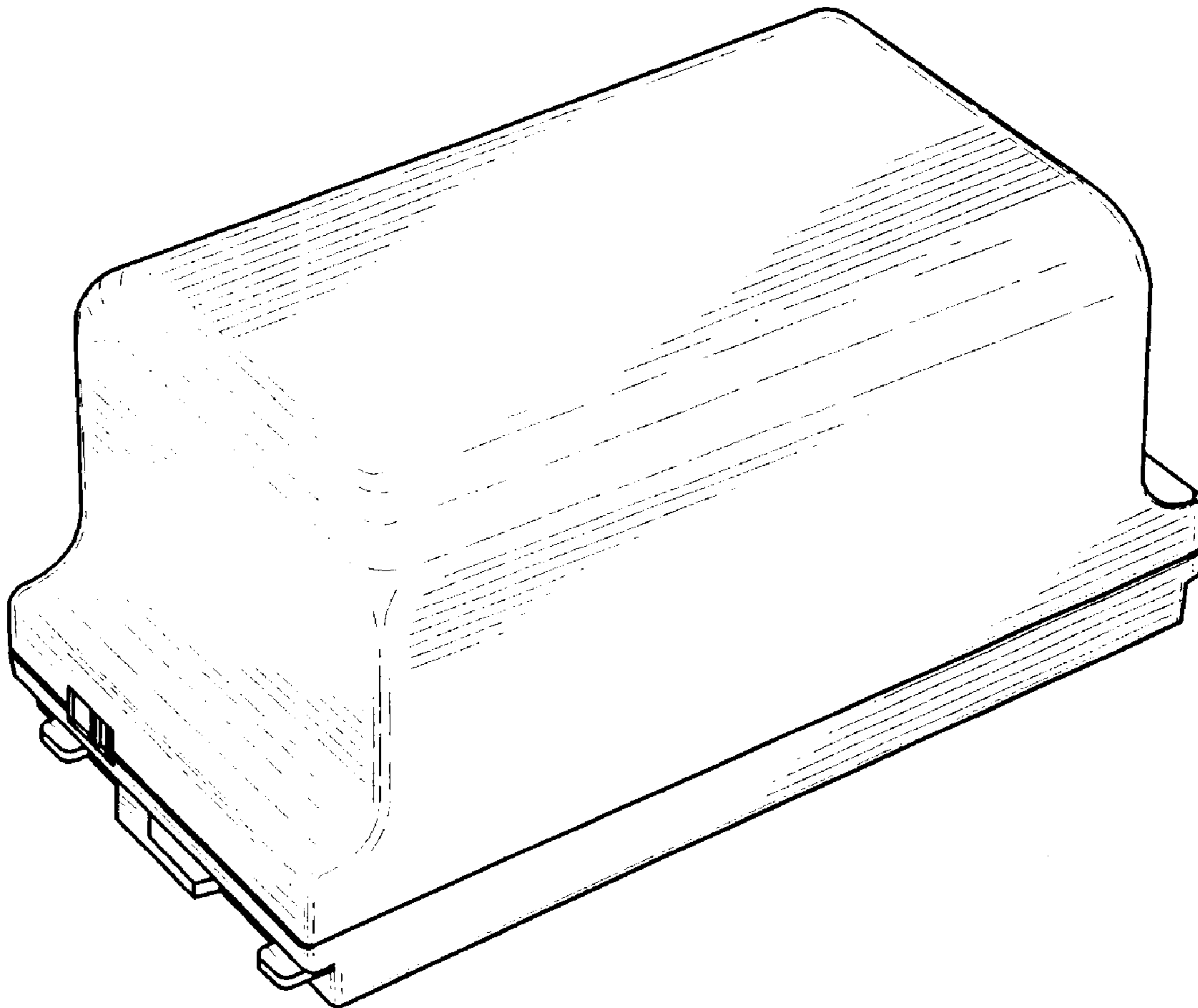
[57] **CLAIM**

The ornamental design for a battery housing, as shown and described.

DESCRIPTION

FIG. 1 is a front and upper right perspective view of a battery housing showing our new design; and, FIG. 2 is a front and lower left perspective view thereof. The appearance of the battery housing as seen from the rear forms no part of the claimed design.

1 Claim, 1 Drawing Sheet



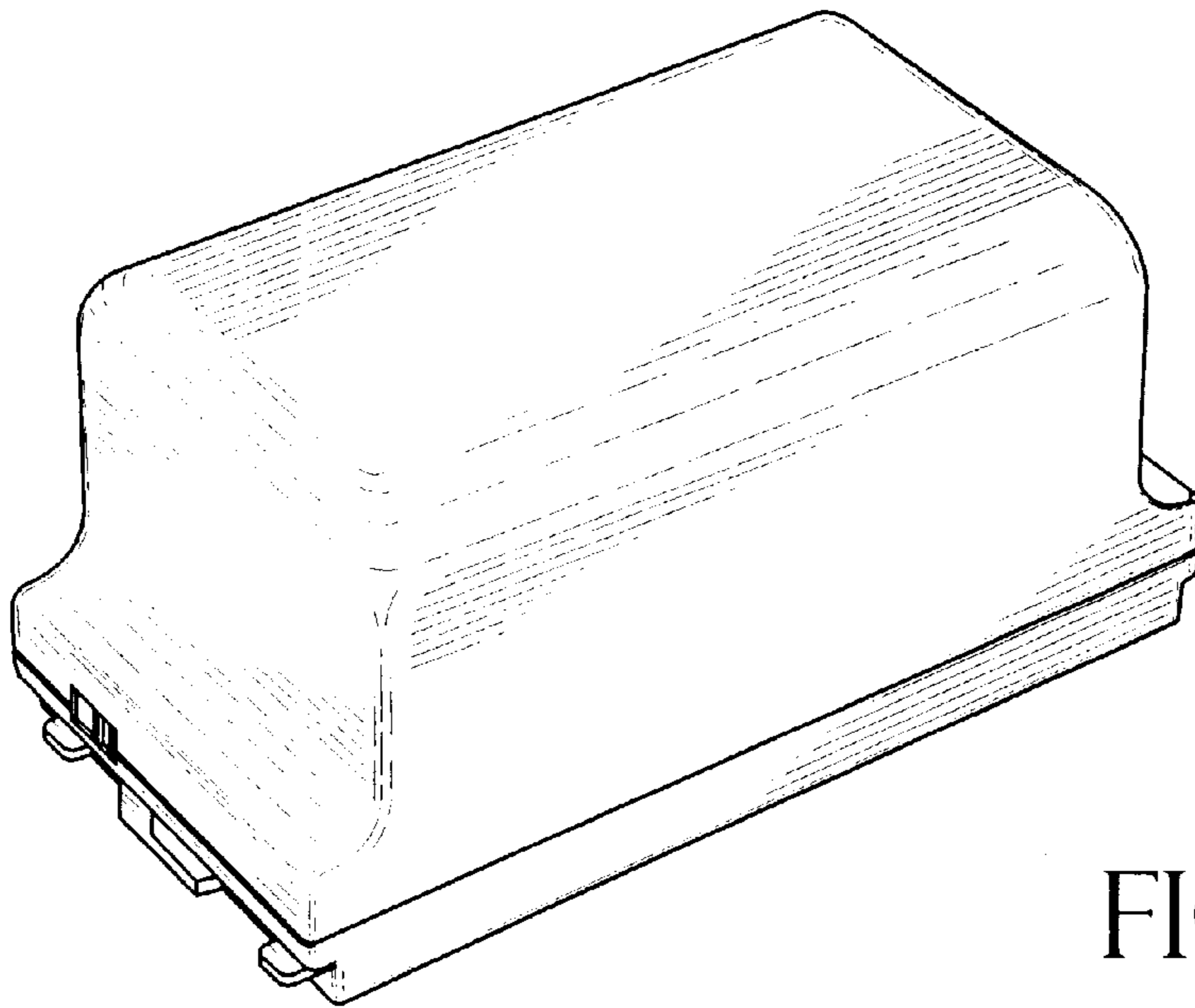


FIG. 1

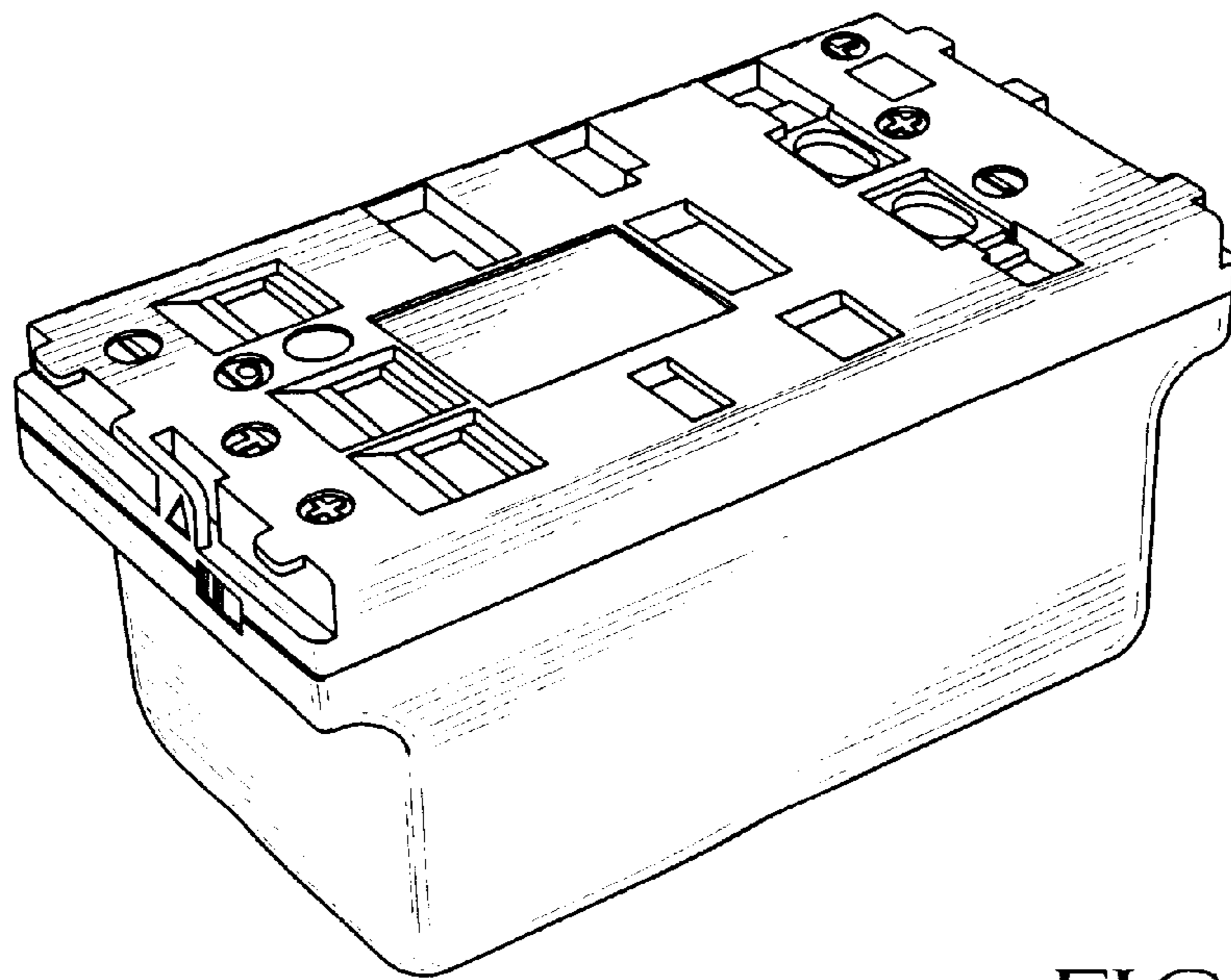


FIG. 2