



US00D421575S

# United States Patent [19] Palm

[11] Patent Number: **Des. 421,575**

[45] Date of Patent: **\*\* Mar. 14, 2000**

[54] **BOLT AND NUT THREAD GAUGE**

[75] Inventor: **Dennis Brian Palm**, Rockford, Ill.

[73] Assignee: **Rockford Products Corporation**,  
Rockford, Ill.

[\*\*] Term: **14 Years**

[21] Appl. No.: **29/100,397**

[22] Filed: **Feb. 10, 1999**

[51] **LOC (6) Cl.** ..... **10-04**

[52] **U.S. Cl.** ..... **D10/64**

[58] **Field of Search** ..... D10/64; 33/555.1,  
33/555.2, 562, 563

[56] **References Cited**

**U.S. PATENT DOCUMENTS**

D. 249,477	9/1978	Lordahl	.....	D10/64
D. 249,655	9/1978	Gullaksen et al.	.....	D10/64
D. 345,511	3/1994	Petrohilos	.....	D10/64
D. 366,843	2/1996	Rosenstein	.....	D10/64
3,858,325	1/1975	Goerler	.....	33/555.2

**OTHER PUBLICATIONS**

Match-A-Thread—Front View—Manufacturer Unknown  
and Date Unknown.

Match-A-Thread—Back View—Manufacturer Unknown  
and Date Unknown.

*Primary Examiner*—Antoine Duval Davis  
*Attorney, Agent, or Firm*—Arnold, White & Durkee

[57] **CLAIM**

The ornamental design for a bolt and nut thread gauge, as  
shown and described.

**DESCRIPTION**

FIG. 1 is a perspective view of a bolt and nut thread gauge  
showing my new design;

FIG. 2 is a front view;

FIG. 3 is a back view;

FIG. 4 is a bottom view;

FIG. 5 is a top view;

FIG. 6 is an end view along line 6—6 in FIG. 2; and,

FIG. 7 is an end view taken along line 7—7 in FIG. 3.

**1 Claim, 4 Drawing Sheets**

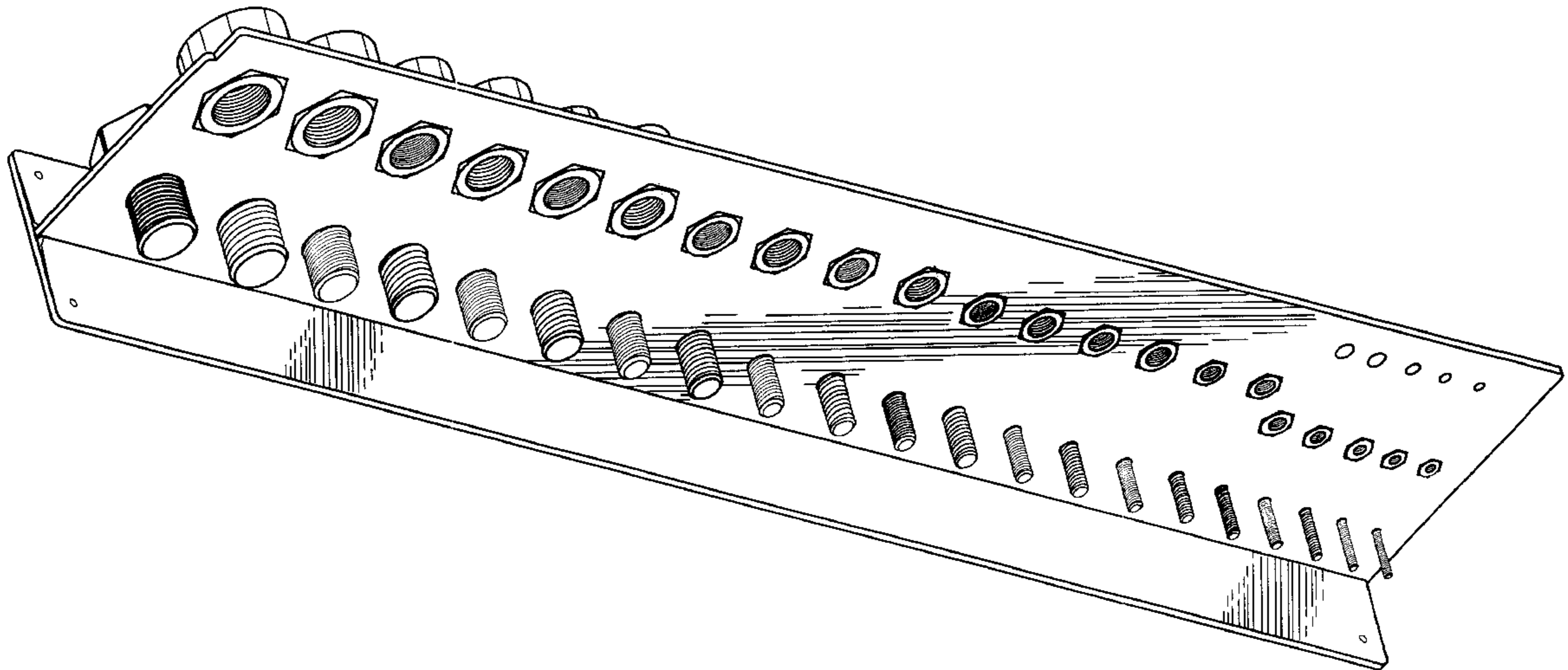


Fig. 1

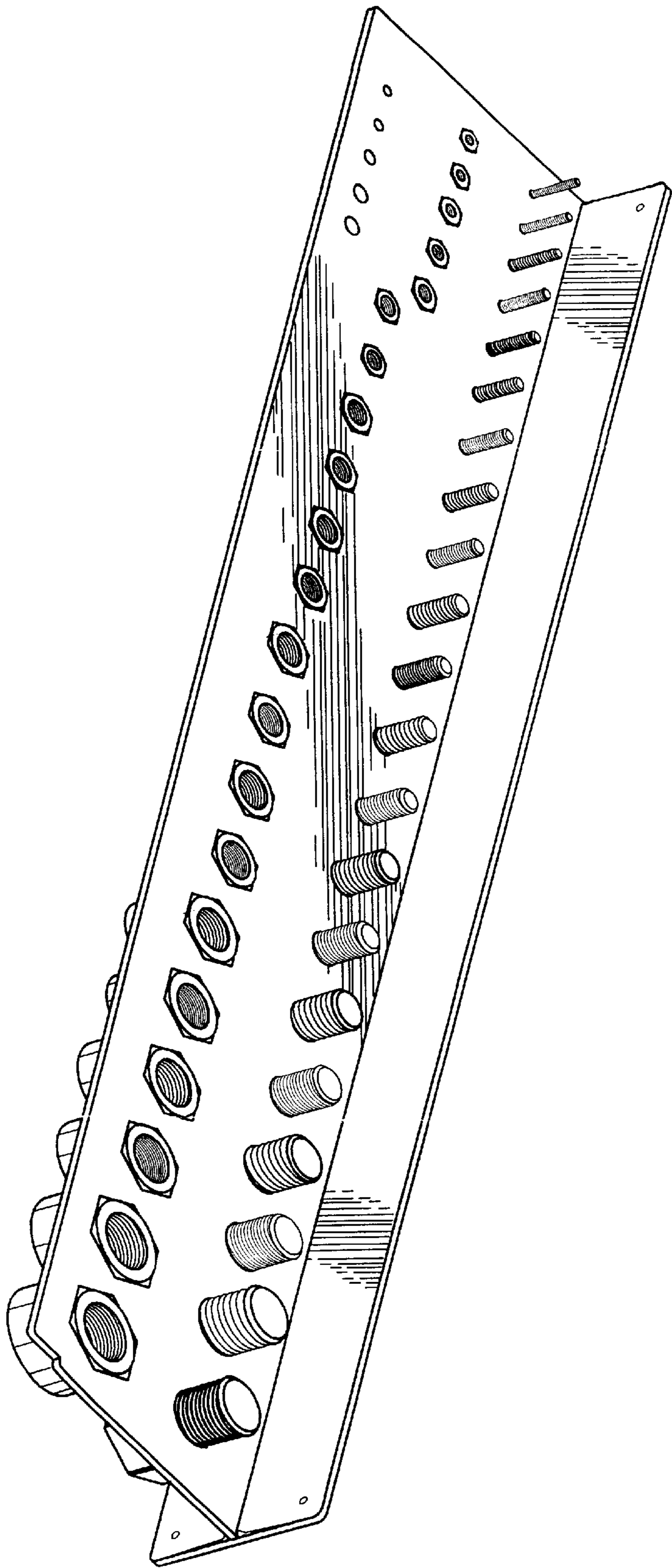


Fig. 2

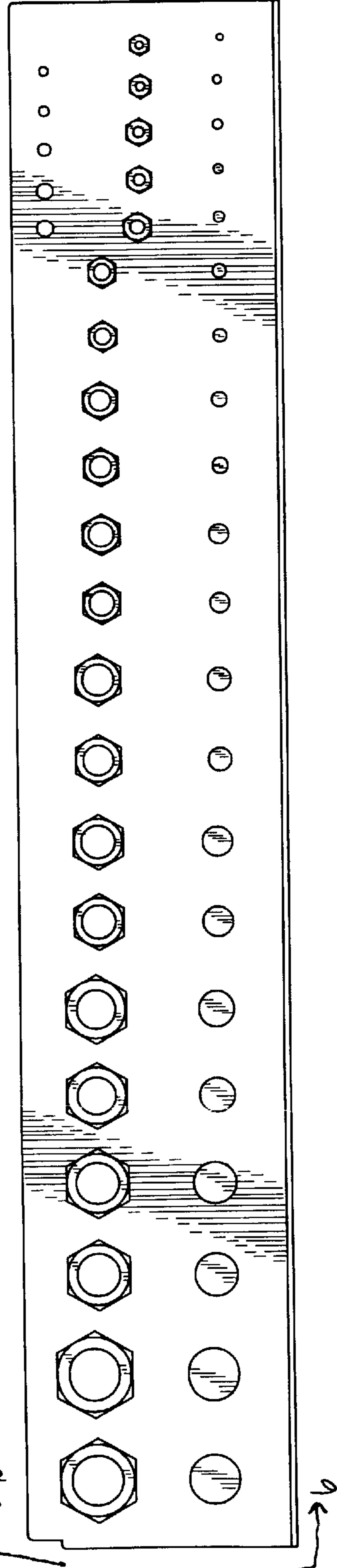


Fig. 3

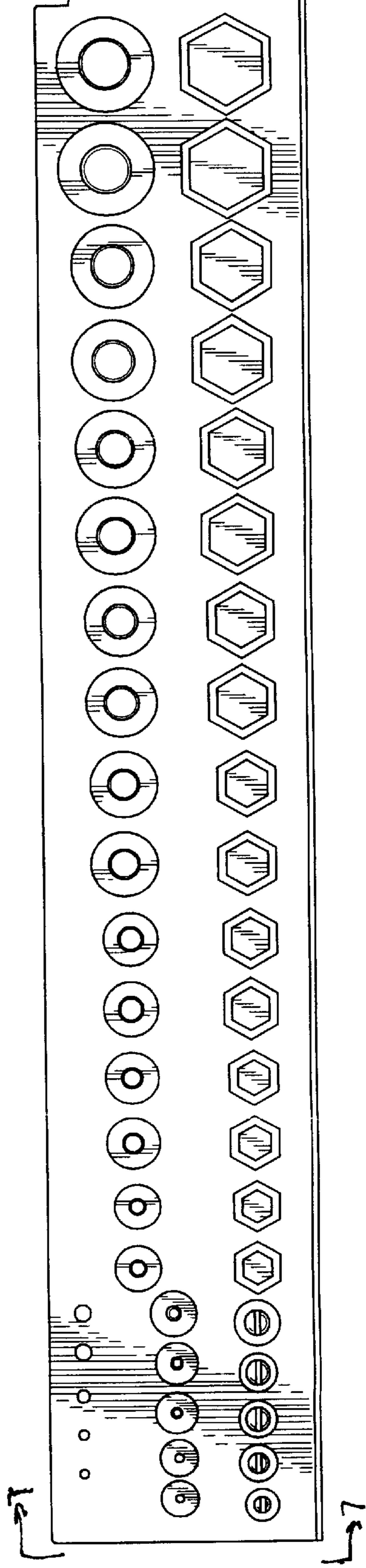


Fig. 4


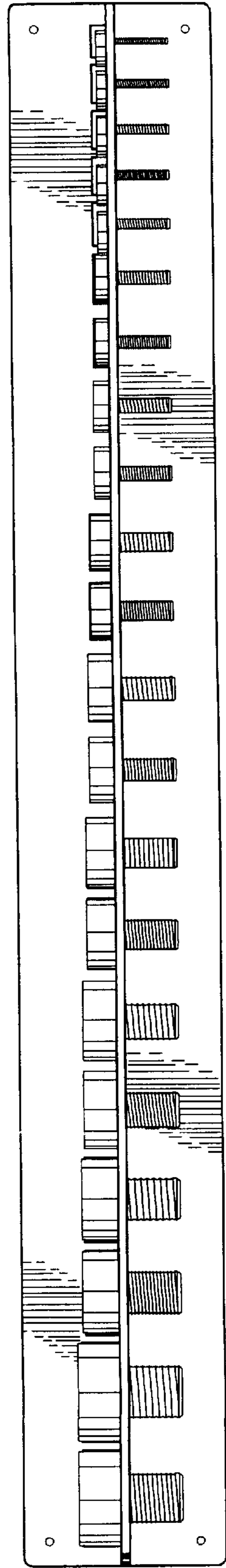
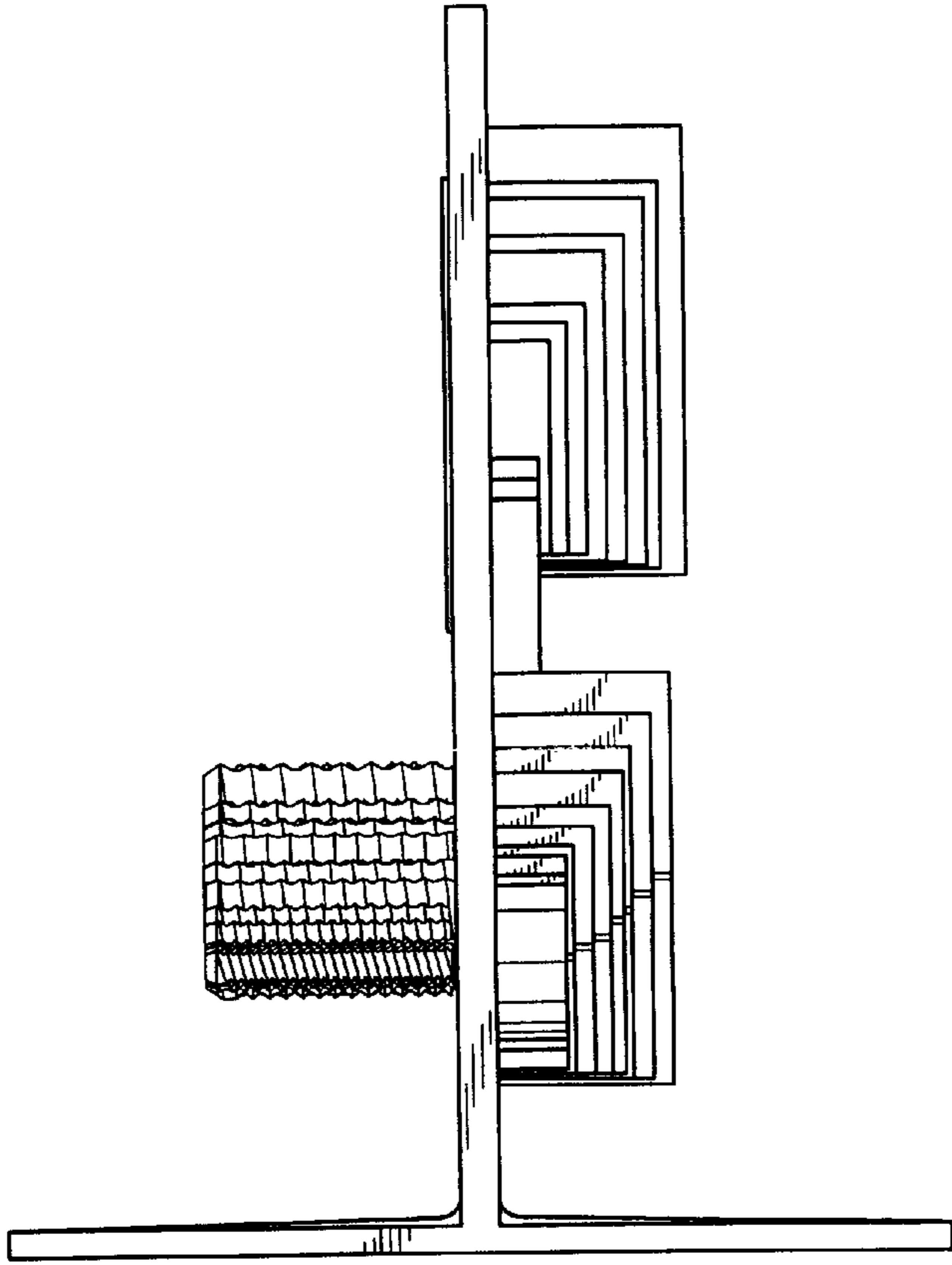


Fig. 5



*Fig. 6*



*Fig. 7*

