



US00D421572S

# United States Patent [19] Herrmann

[11] Patent Number: **Des. 421,572**

[45] Date of Patent: **\*\* \*Mar. 14, 2000**

[54] **BOTTLE WITH CAP**

D. 377,755 2/1997 Kotyuk, Jr. et al. .... D9/300

[75] Inventor: **Lutz Herrmann**, Hamburg, Germany

[73] Assignee: **The Procter & Gamble Company**, Cincinnati, Ohio

[\*] Notice: This patent is subject to a terminal disclaimer.

[\*\*] Term: **14 Years**

[21] Appl. No.: **29/081,361**

[22] Filed: **Dec. 30, 1997**

### [30] Foreign Application Priority Data

Jul. 4, 1997 [GB] United Kingdom ..... 2067165

[51] **LOC (6) Cl.** ..... **09-01**

[52] **U.S. Cl.** ..... **D9/503; D9/538; D9/300**

[58] **Field of Search** ..... D9/300, 503, 504, D9/522, 529, 516, 542, 549, 571, 572, 574; 220/602, 662

### [56] References Cited

#### U.S. PATENT DOCUMENTS

|            |         |          |       |          |
|------------|---------|----------|-------|----------|
| D. 109,921 | 5/1938  | Nuckols  | ..... | D9/542   |
| D. 278,514 | 4/1985  | Moore    | ..... | D9/503 X |
| D. 281,670 | 12/1985 | Thieffry | ..... | D9/503   |
| D. 292,886 | 11/1987 | Warwick  | ..... | D9/522   |
| D. 309,713 | 8/1990  | Suetta   | ..... | D9/574   |
| D. 350,899 | 9/1994  | Vasas    | ..... | D9/503   |

#### FOREIGN PATENT DOCUMENTS

|         |         |         |
|---------|---------|---------|
| 58-2035 | 8/1982  | Japan . |
| 58-2035 |         |         |
| Ruiji-1 | 8/1982  | Japan . |
| 58-2036 | 8/1982  | Japan . |
| 58-2042 | 8/1982  | Japan . |
| 60-5948 | 8/1983  | Japan . |
| 62-8553 | 7/1984  | Japan . |
| 804443  | 1/1991  | Japan . |
| 881502  | 10/1993 | Japan . |
| 935051  | 9/1995  | Japan . |
| 965886  | 10/1996 | Japan . |
| 969690  | 12/1996 | Japan . |

*Primary Examiner*—Cathron B. Matta  
*Attorney, Agent, or Firm*—William Scott Andes; Jack L. Oney, Jr.

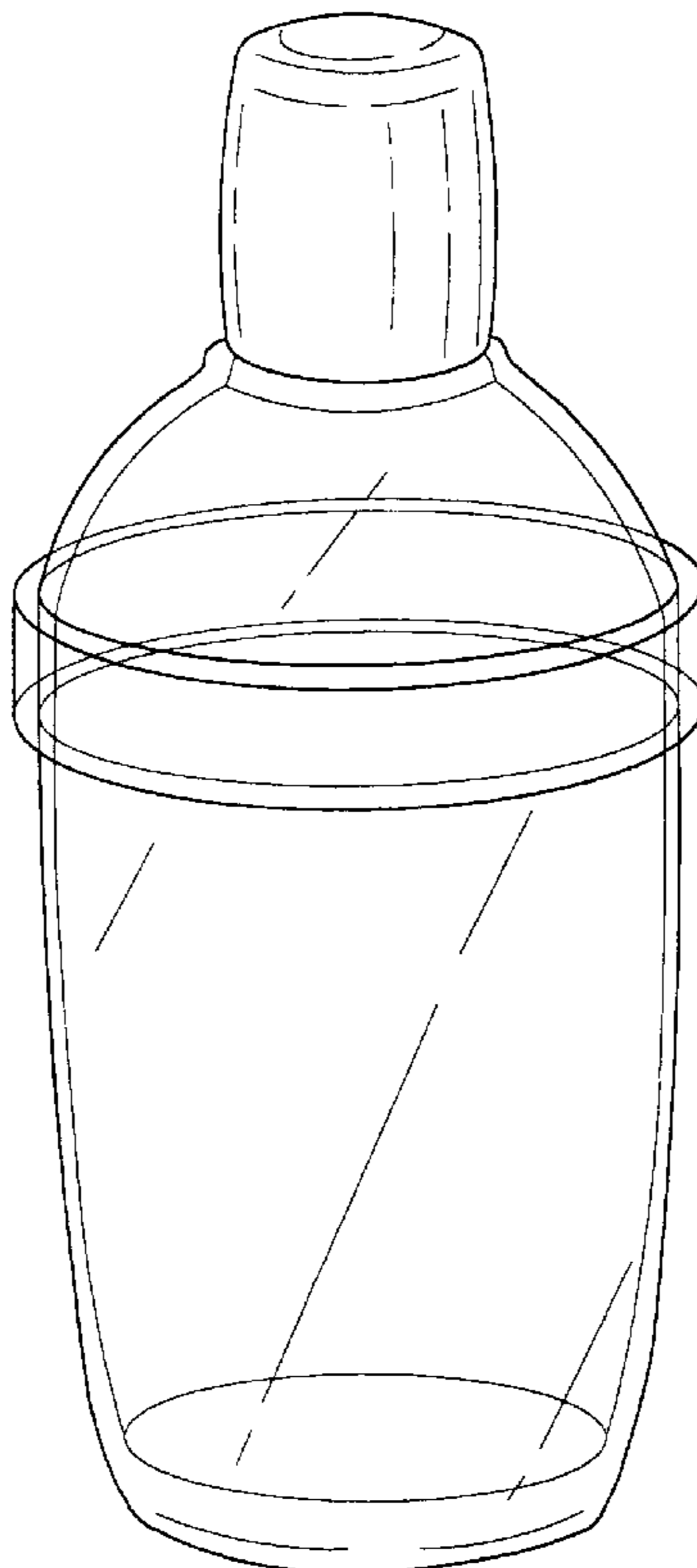
### [57] CLAIM

The ornamental design for a bottle with cap, as shown and described.

### DESCRIPTION

FIG. 1 is a perspective view of a bottle with cap, embodying our new design;  
FIG. 2 is a front elevational view thereof, the back elevational view and the side elevational view thereof being the same;  
FIG. 3 is a bottom view thereof; and,  
FIG. 4 is a top view thereof.

**1 Claim, 1 Drawing Sheet**



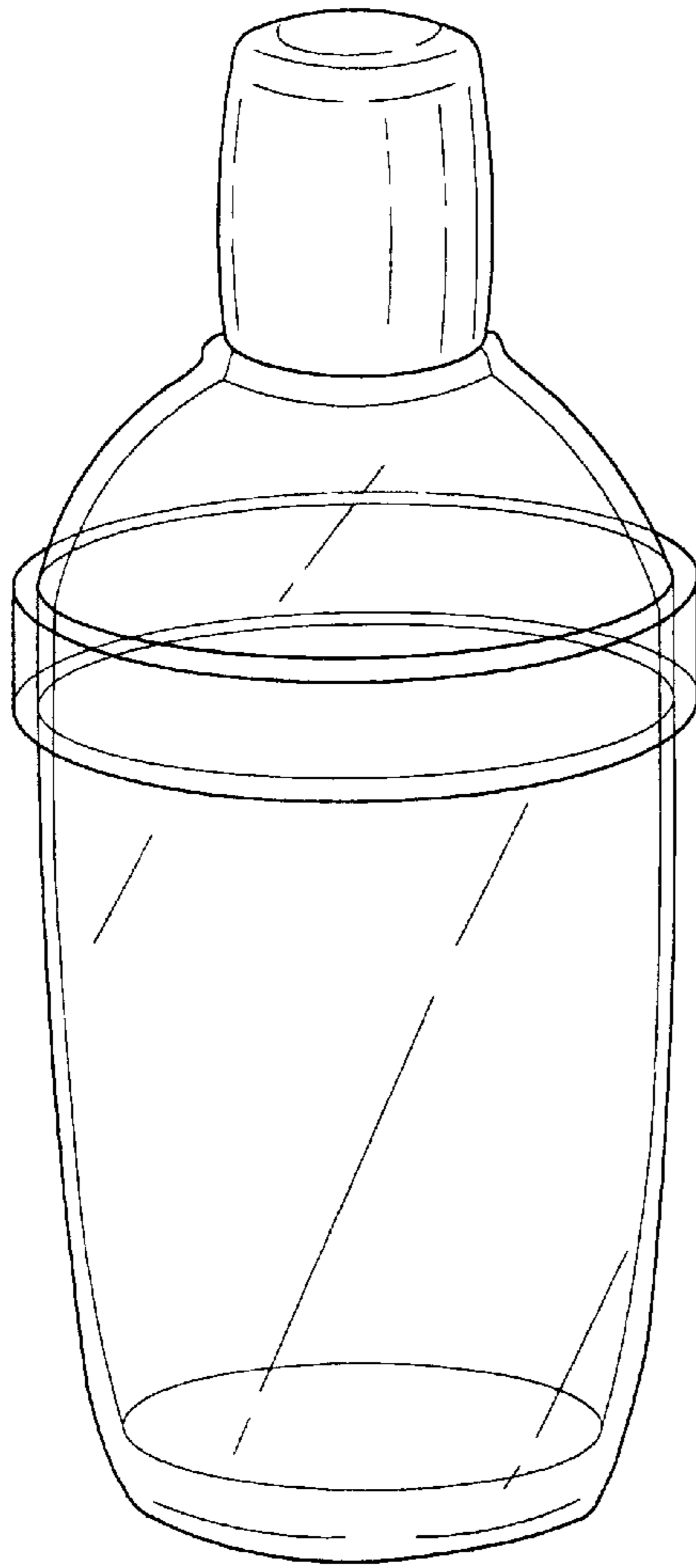


FIG. 1

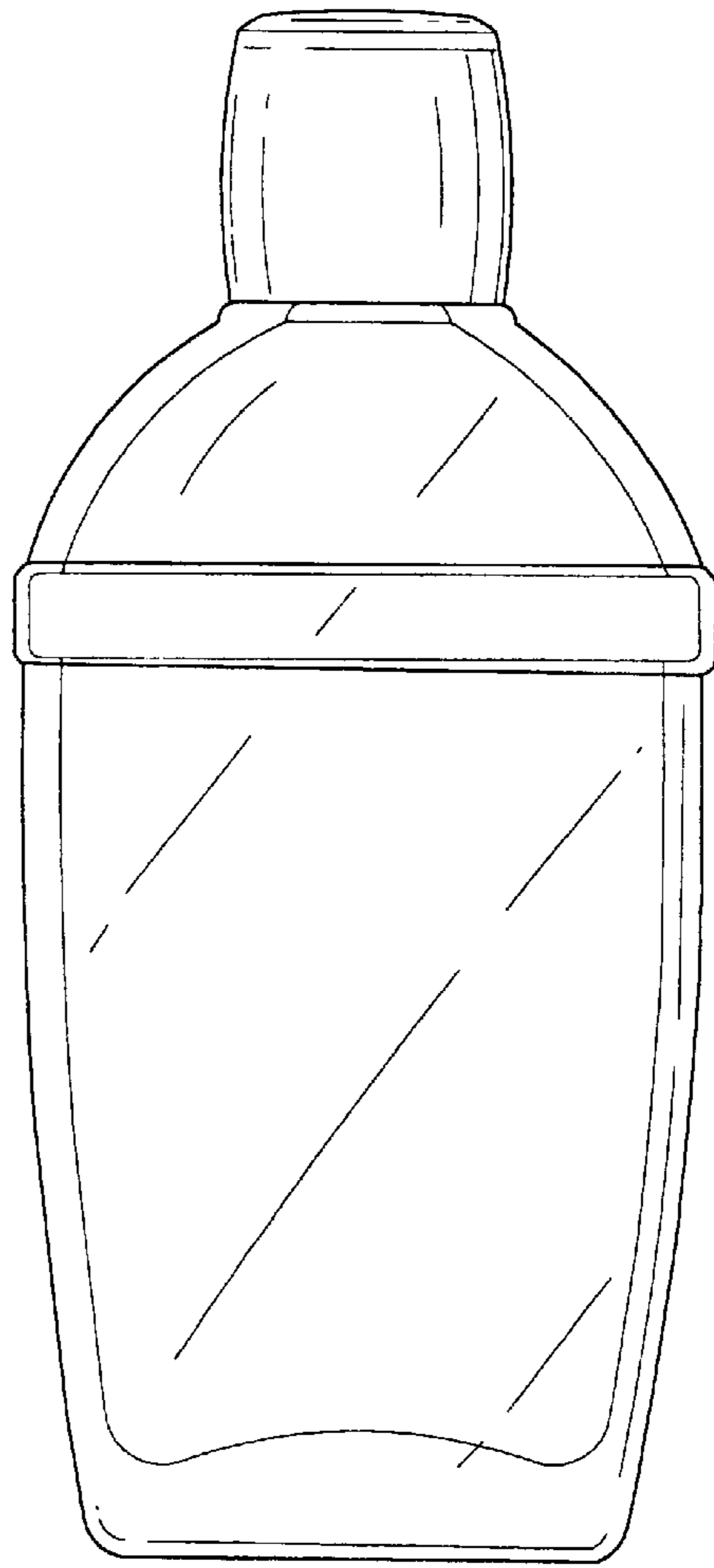


FIG. 2

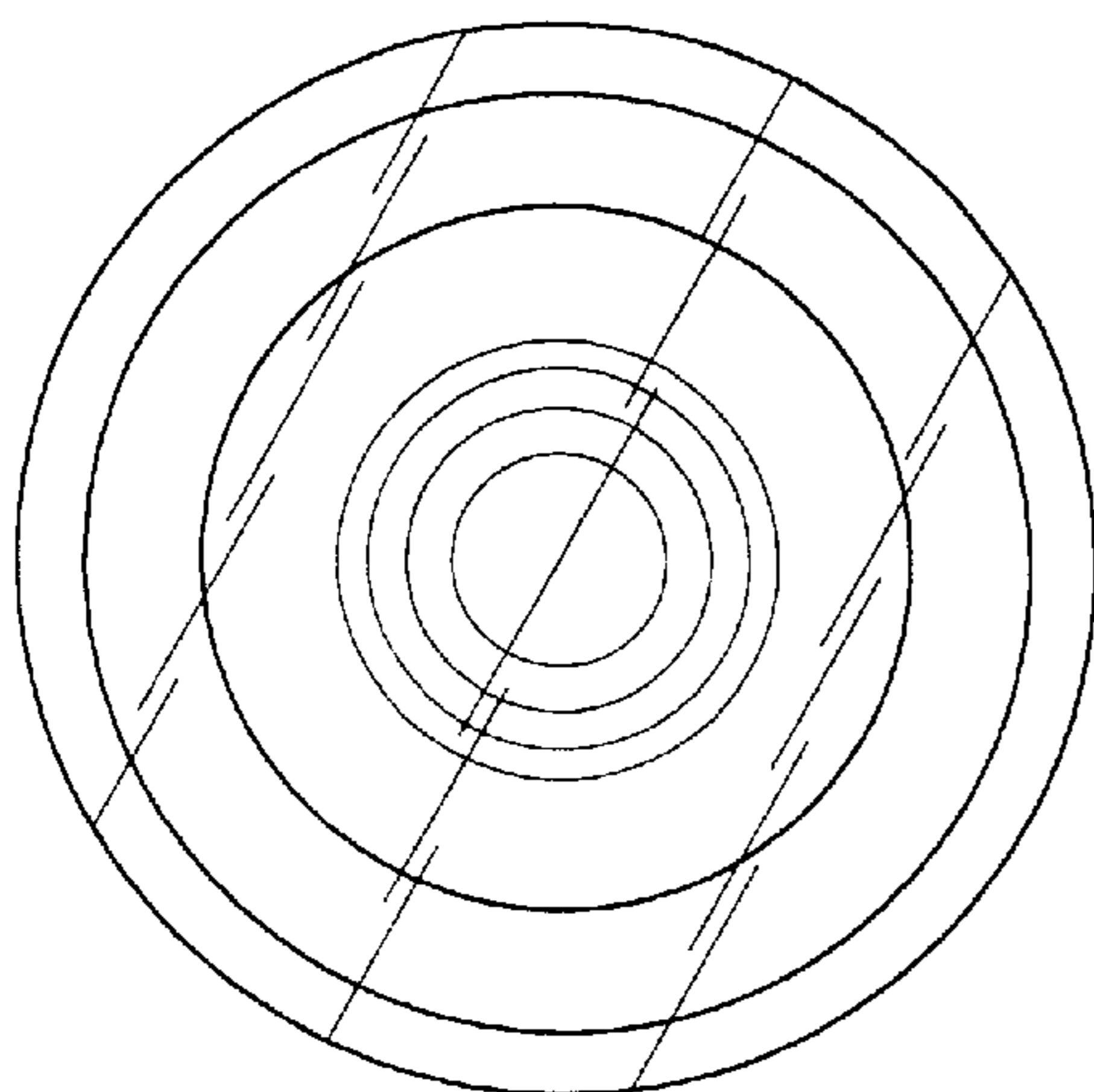


FIG. 3

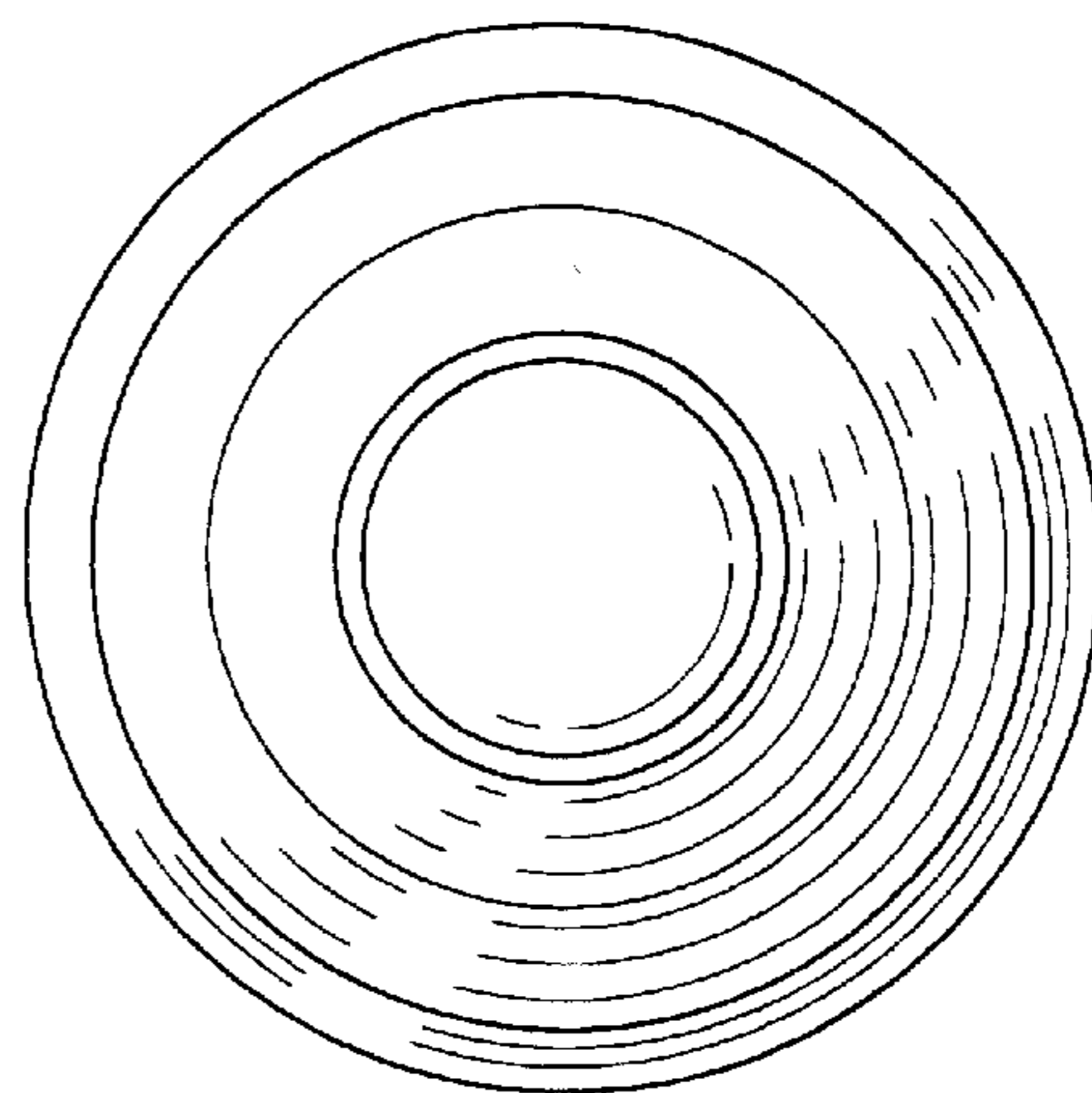


FIG. 4