



US00D421567S

United States Patent [19]
Caporella et al.

[11] **Patent Number: Des. 421,567**
[45] **Date of Patent: ** Mar. 14, 2000**

[54] **BASEBALL BAT BOTTLE**

OTHER PUBLICATIONS

[75] Inventors: **Nick A. Caporella**, Plantation, Fla.;
Gregory L. Kimbrough,
Lawrenceville, Ga.

U.S. Trademark Reg. Application Ser. No. 75-254507, Filed
Mar. 10, 1997.

[73] Assignee: **National Beverage Corp.**, Fort
Lauderdale, Fla.

U.S. Trademark Reg. No. 748,259.

U.S. Trademark Reg. No. 749,247.

U.S. Trademark Reg. No. 1,869,868.

U.S. Trademark Reg. No. 1,907,533.

U.S. Copyright Reg. No. VA791860.

U.S. Copyright Reg. No. VA790352.

Owens-Illinois Distilled Spirits, Wines & Cordials, Stock
Catalog, 1960, pp. 23, 35.

[**] Term: **14 Years**

[21] Appl. No.: **29/101,228**

Primary Examiner—Terry A. Wallace

[22] Filed: **Mar. 1, 1999**

Attorney, Agent, or Firm—Akin, Gump, Strauss, Hauer &
Feld

[51] **LOC (6) Cl.** **09-01**

[52] **U.S. Cl.** **D9/307**

[58] **Field of Search** D9/307, 500, 503,
D9/554; D3/271; 206/457; 215/382-384,
400; 446/8, 76; D21/725

[57] **CLAIM**

The ornamental design for a baseball bat bottle, as shown
and described.

[56] **References Cited**

DESCRIPTION

U.S. PATENT DOCUMENTS

D. 74,230	1/1928	Keck .	
D. 80,282	1/1930	May .	
D. 81,520	7/1930	Bromiley .	
D. 102,942	1/1937	Covert .	
D. 138,200	7/1944	Bran .	
D. 267,854	2/1983	Witt, Jr.	D9/307
D. 283,600	4/1986	Hammond	D9/307 X
D. 323,601	2/1992	Katz	D9/307 X
D. 330,334	10/1992	Rusnock et al. .	
D. 343,572	1/1994	Billelo .	
D. 345,100	3/1994	Antonacci .	
D. 378,275	3/1997	Rusnock et al.	D9/307 X
D. 386,678	11/1997	Tyra .	
D. 391,478	3/1998	D'Arrigo	D9/307
635,098	10/1899	Henckel .	
1,312,611	8/1919	Chess .	
4,115,939	9/1978	Marks .	
4,658,974	4/1987	Fujita et al. .	

FIG. 1 is a perspective view of the baseball bat bottle of the
invention;

FIG. 2 is a front elevation of the baseball bat bottle shown
in FIG. 1;

FIG. 3 is a right side elevation of the baseball bat bottle
shown in FIG. 1;

FIG. 4 is a left side elevation of the baseball bat bottle shown
in FIG. 1;

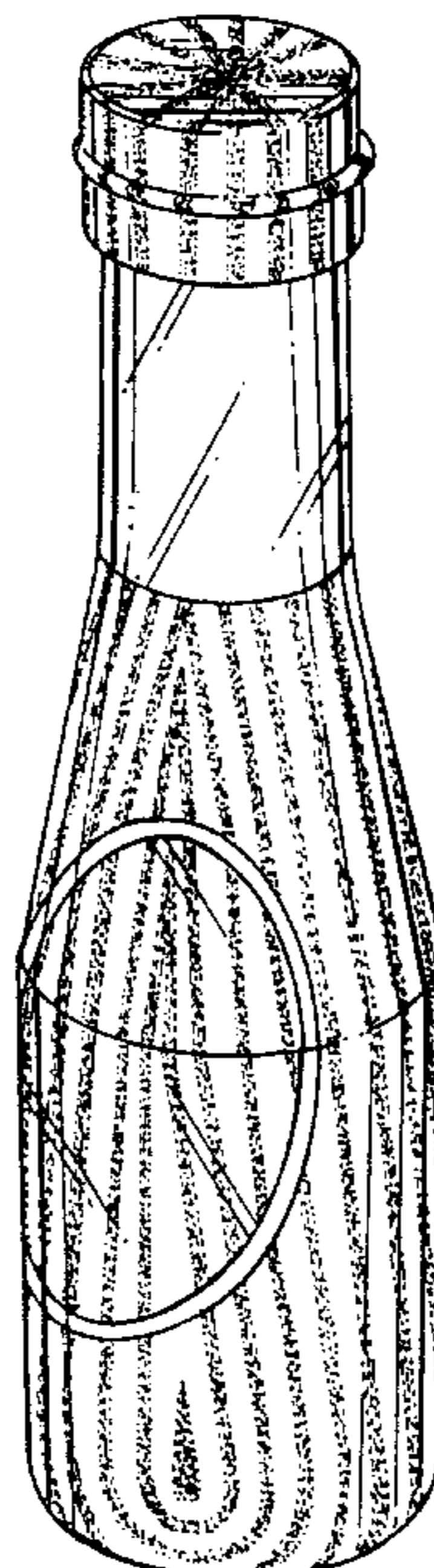
FIG. 5 is a rear elevation of the baseball bat bottle shown in
FIG. 1;

FIG. 6 is a top plan view of the baseball bat bottle shown in
FIG. 1; and,

FIG. 7 is a bottom plan view of the baseball bat bottle shown
in FIG. 1 and in accordance with our invention.

The elliptical portions on the front center and upper rear of
the bottle, as well as the cylindrical portion of the bottle
neck, are transparent.

1 Claim, 3 Drawing Sheets



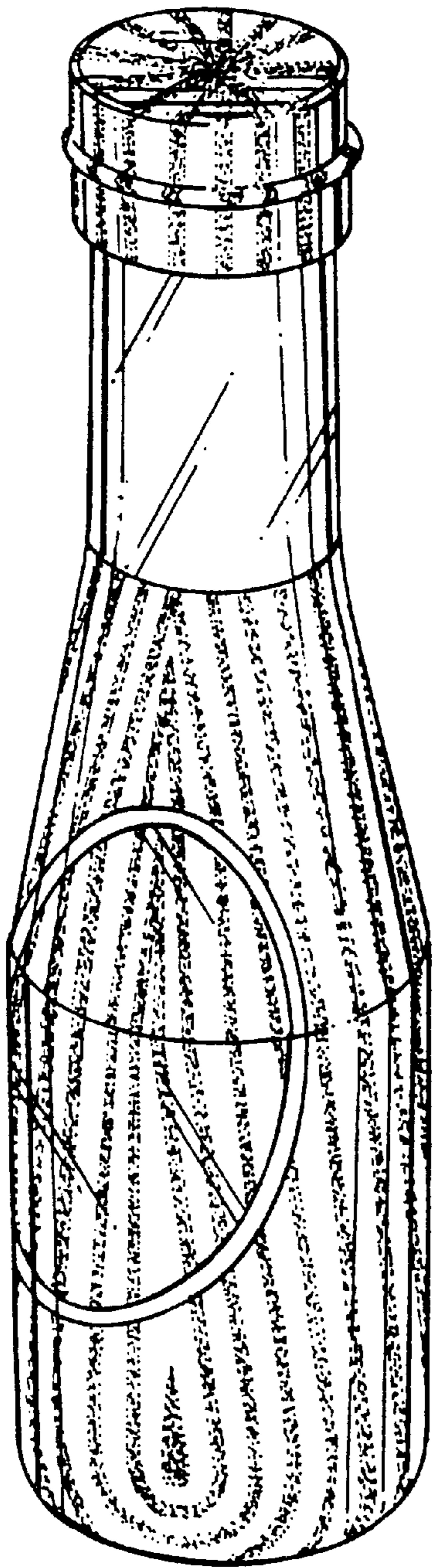


FIG. 1

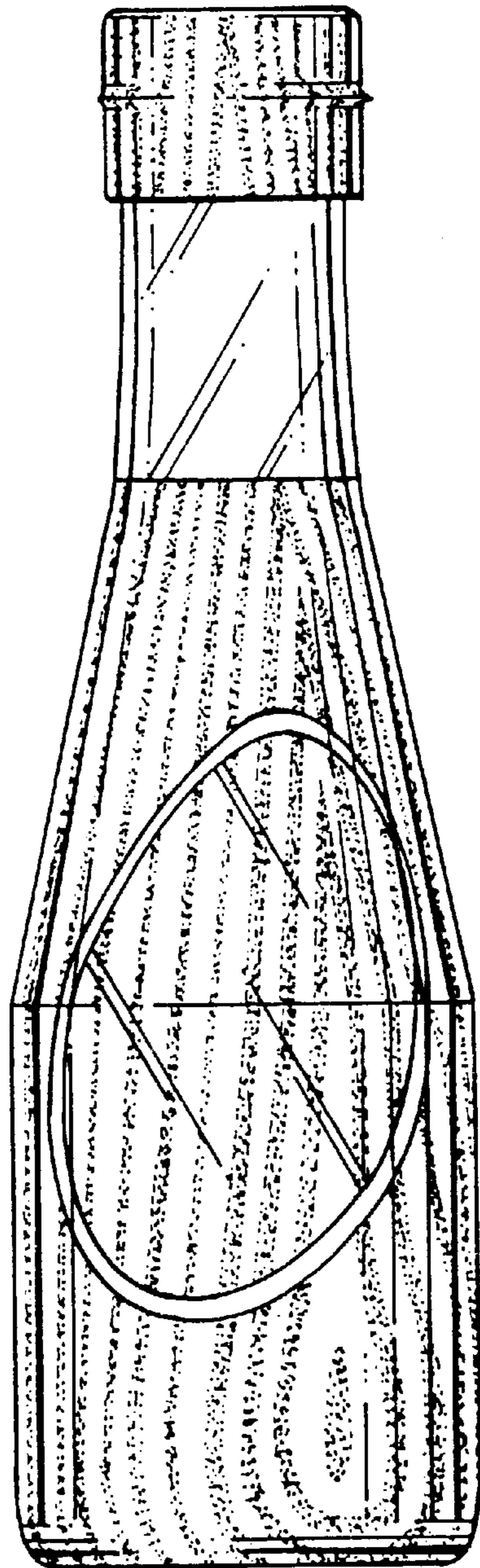


FIG. 2

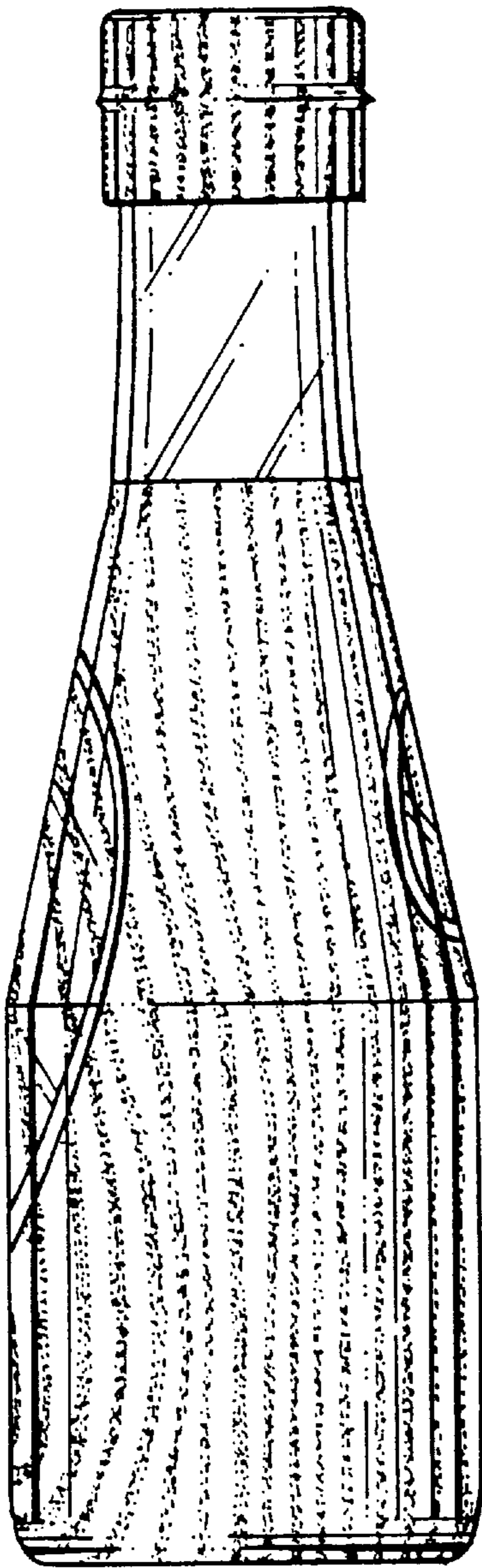


FIG. 3

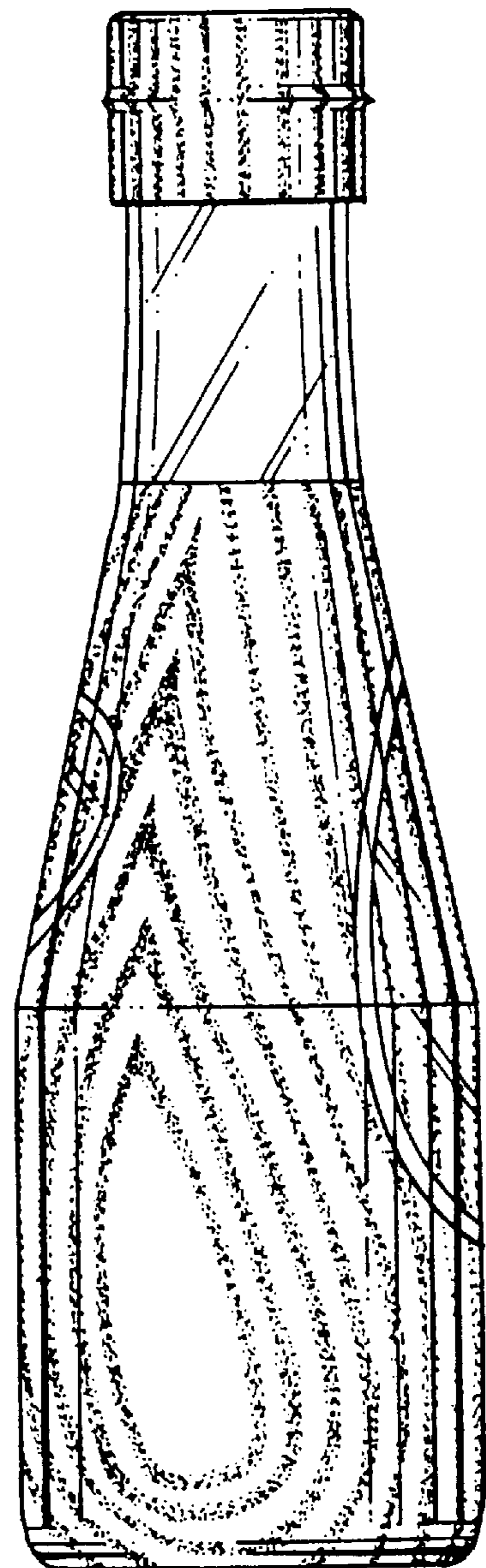


FIG. 4

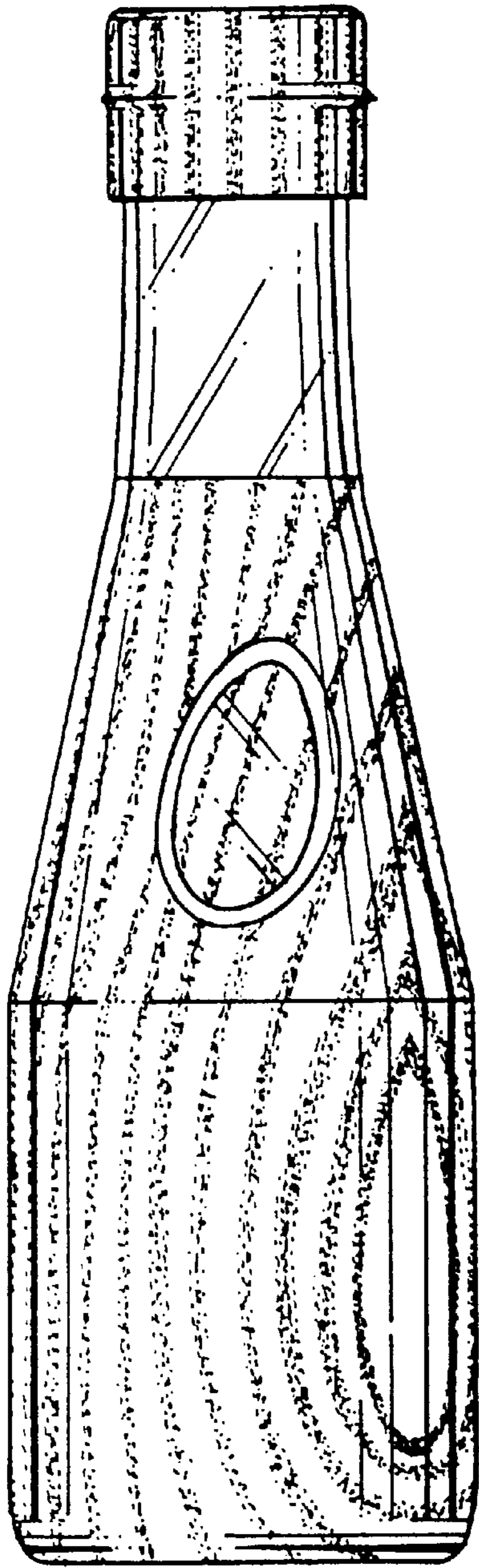


FIG. 5

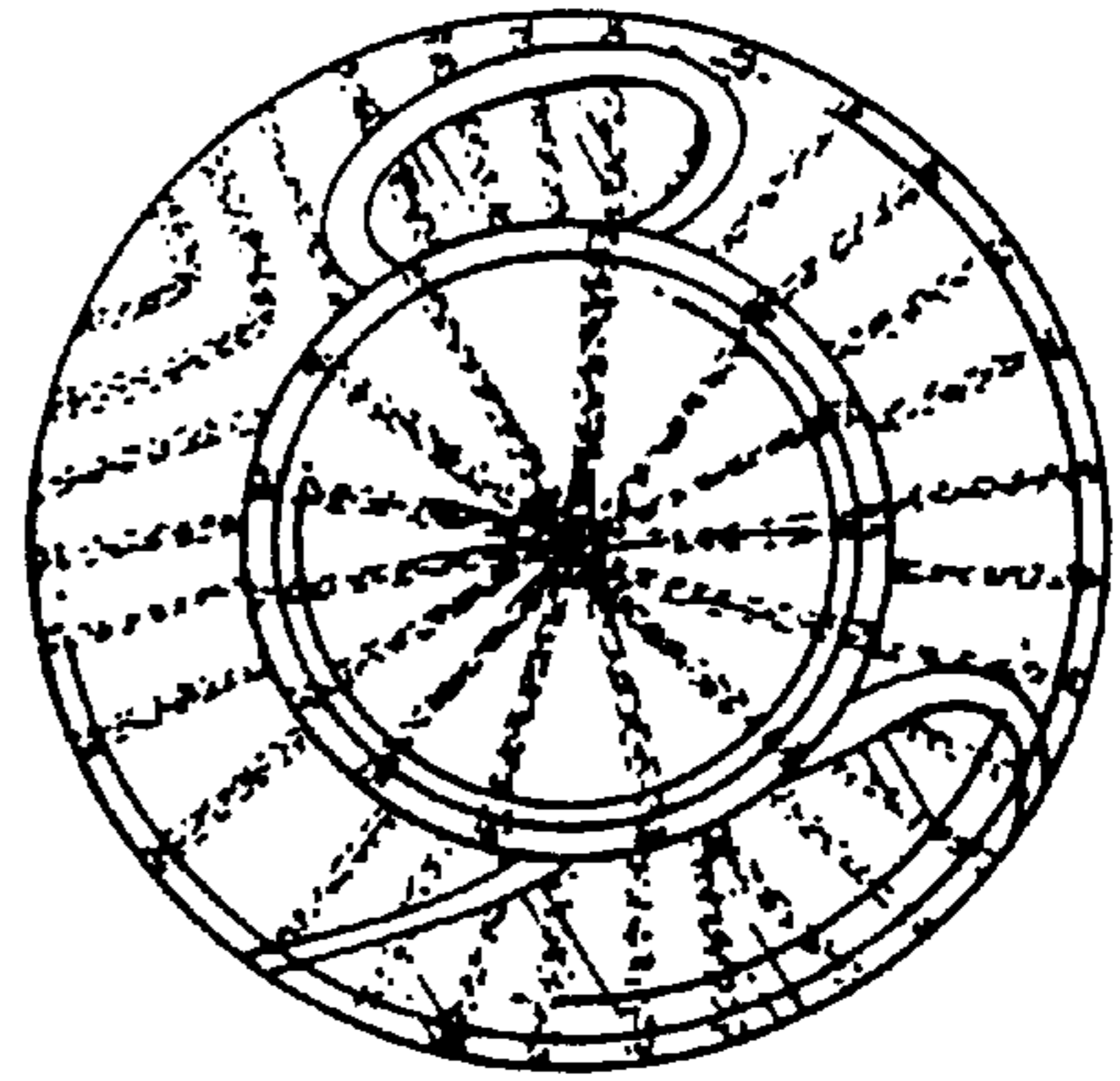


FIG. 6

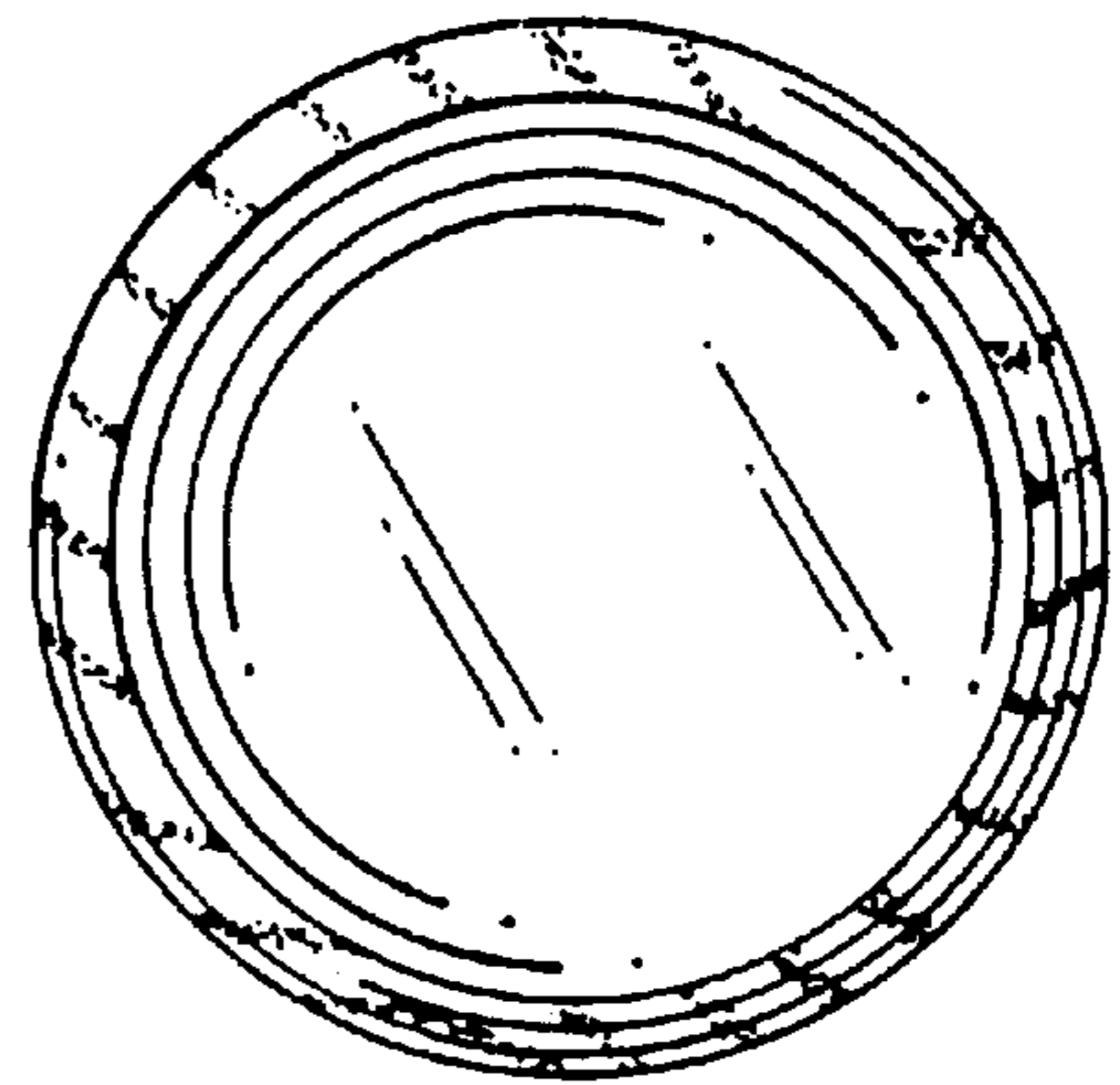


FIG. 7