



US00D421566S

United States Patent [19] Achterberg

[11] **Patent Number: Des. 421,566**

[45] **Date of Patent: ** Mar. 14, 2000**

[54] **DECORATIVE THROUGH-SLOT PATTERN FOR CIRCULAR SAW BLADE**

[75] Inventor: **Nicholas E. Achterberg**, Phoenix, Md.

[73] Assignee: **Black & Decker Inc.**, Newark, Del.

[**] Term: **14 Years**

[21] Appl. No.: **29/078,436**

[22] Filed: **Oct. 23, 1997**

[51] **LOC (6) Cl.** **08-99**

[52] **U.S. Cl.** **D8/499; D8/20; D8/70**

[58] **Field of Search** D8/20, 64, 66, D8/70, 499; 30/279.2, 347, 351, 355, 388, 507; 83/676, 697, 699.21, 830, 831, 835, 837, 838, 840, 846; 454/196

[56] **References Cited**

U.S. PATENT DOCUMENTS

88,949	4/1869	Emerson	83/840
D. 382,786	8/1997	Achterberg .	
D. 383,368	9/1997	Achterberg et al.	D8/74
D. 388,318	12/1997	Achterberg et al.	D8/499
788,236	4/1905	Bartholomew .	
1,083,645	1/1914	Wettstein .	
2,256,847	9/1941	Osenberg .	
5,365,986	11/1994	Hooser	83/846

OTHER PUBLICATIONS

Amana Tool Corp. Catalog, Form #AM-1-93, Feb. 1993
"Euro-Rip" Ripping Saws with Cooling Slots and Anti-Kickback Feature 10" to 14".

Primary Examiner—Robert M. Spear
Attorney, Agent, or Firm—Charles E. Yocum; Dennis A. Dearing; John D. Del Ponti

[57] **CLAIM**

The ornamental design for a decorative through-slot pattern for circular saw blade, as shown and described.

DESCRIPTION

FIG. 1 is a top plan view of a decorative through-slot pattern for circular saw blade in accordance with the invention disclosed and claimed herein, the bottom plan view being a mirror image thereof.

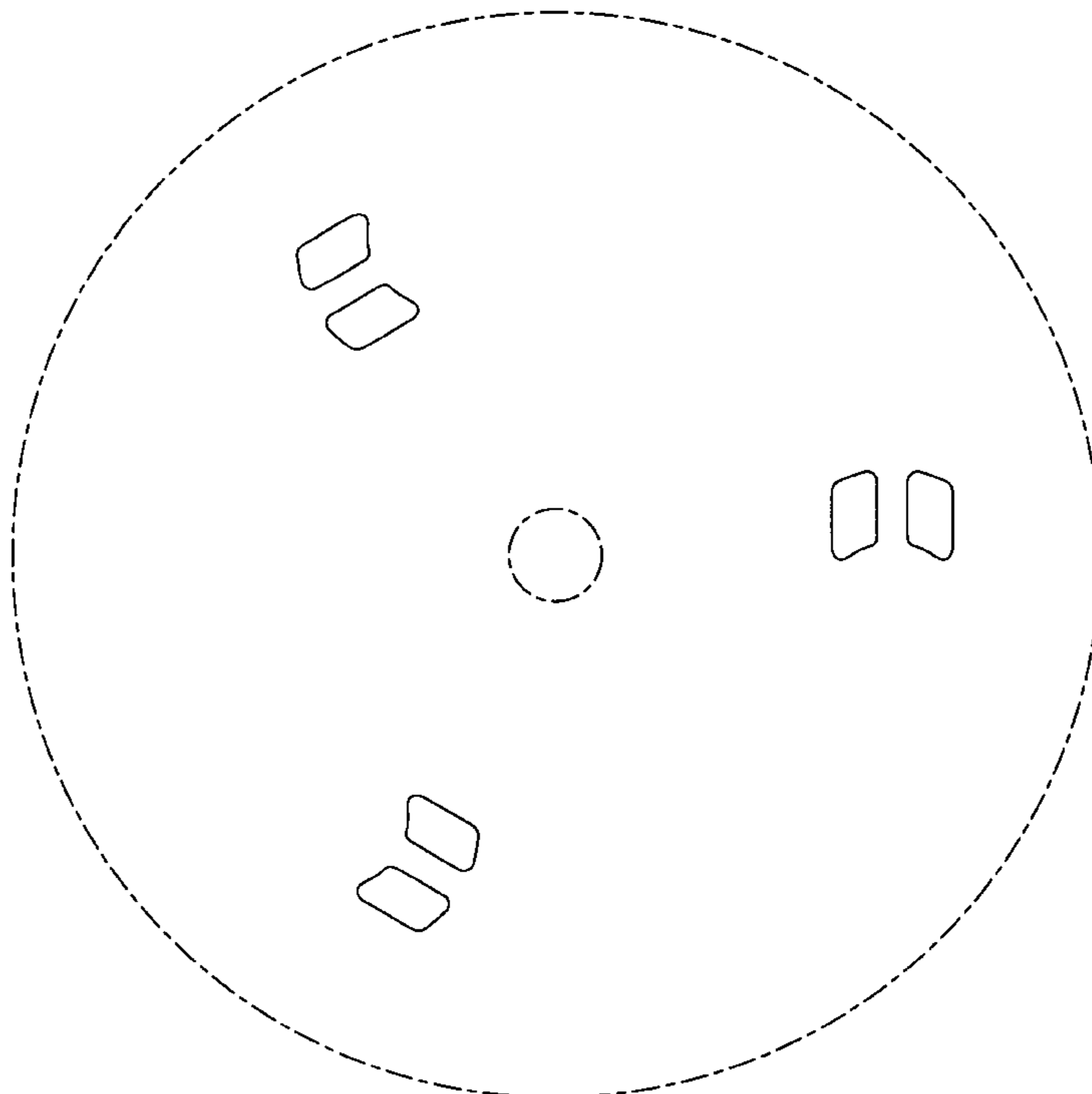
FIG. 2 is a top plan view of a second embodiment of a decorative through-slot pattern for circular saw blade in accordance with the invention disclosed and claimed herein, the bottom plan view being a mirror image thereof.

FIG. 3 is a top plan view of a third embodiment of a decorative through-slot pattern for circular saw blade in accordance with the invention disclosed and claimed herein, the bottom plan view being a mirror image thereof.

FIG. 4 is a top plan view of a fourth embodiment of a decorative through-slot pattern for circular saw blade in accordance with the invention disclosed and claimed herein, the bottom plan view being a mirror image thereof.

The broken line disclosure of a circular saw blade is for illustrative purposes and forms no part of the claimed design.

1 Claim, 4 Drawing Sheets



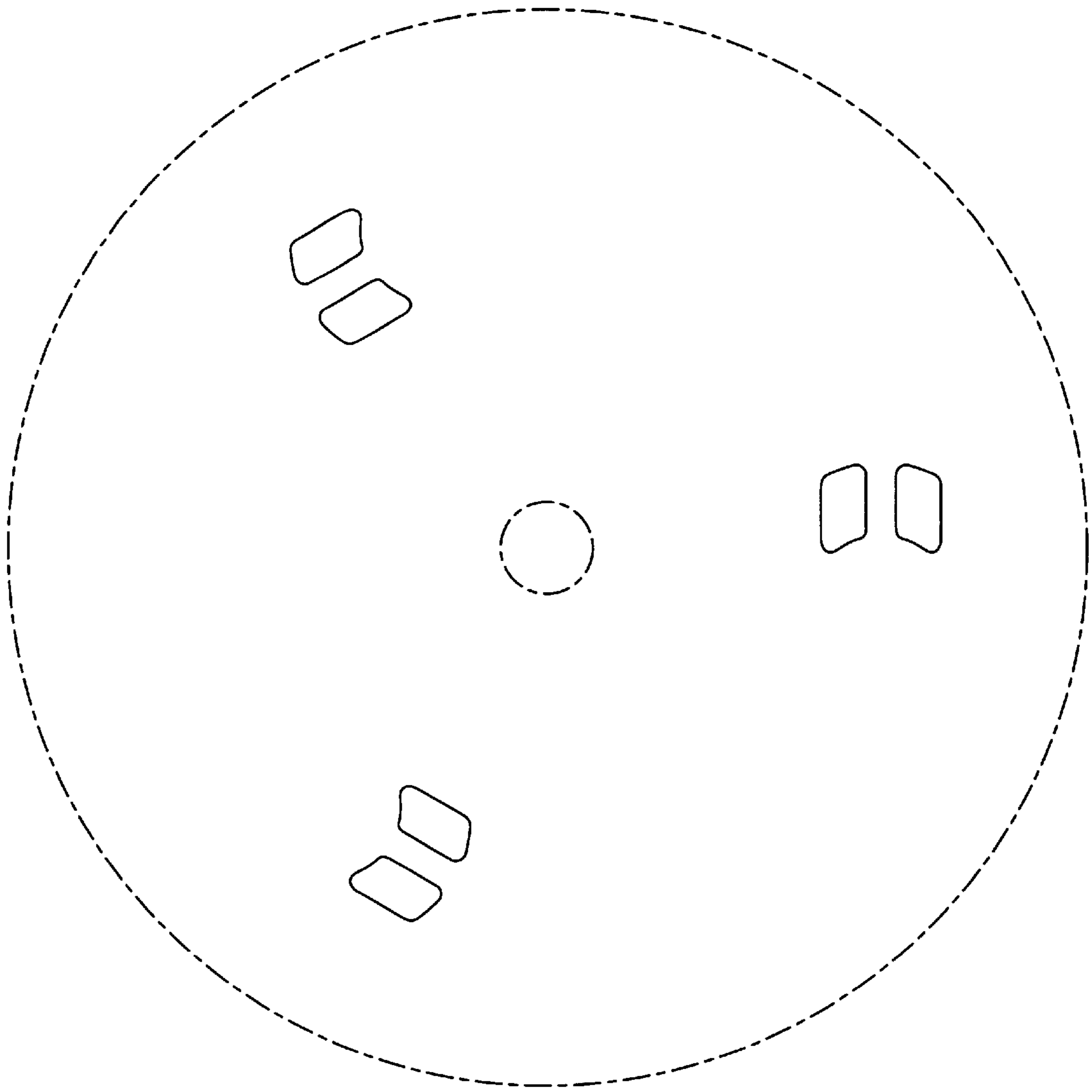


FIG. 1

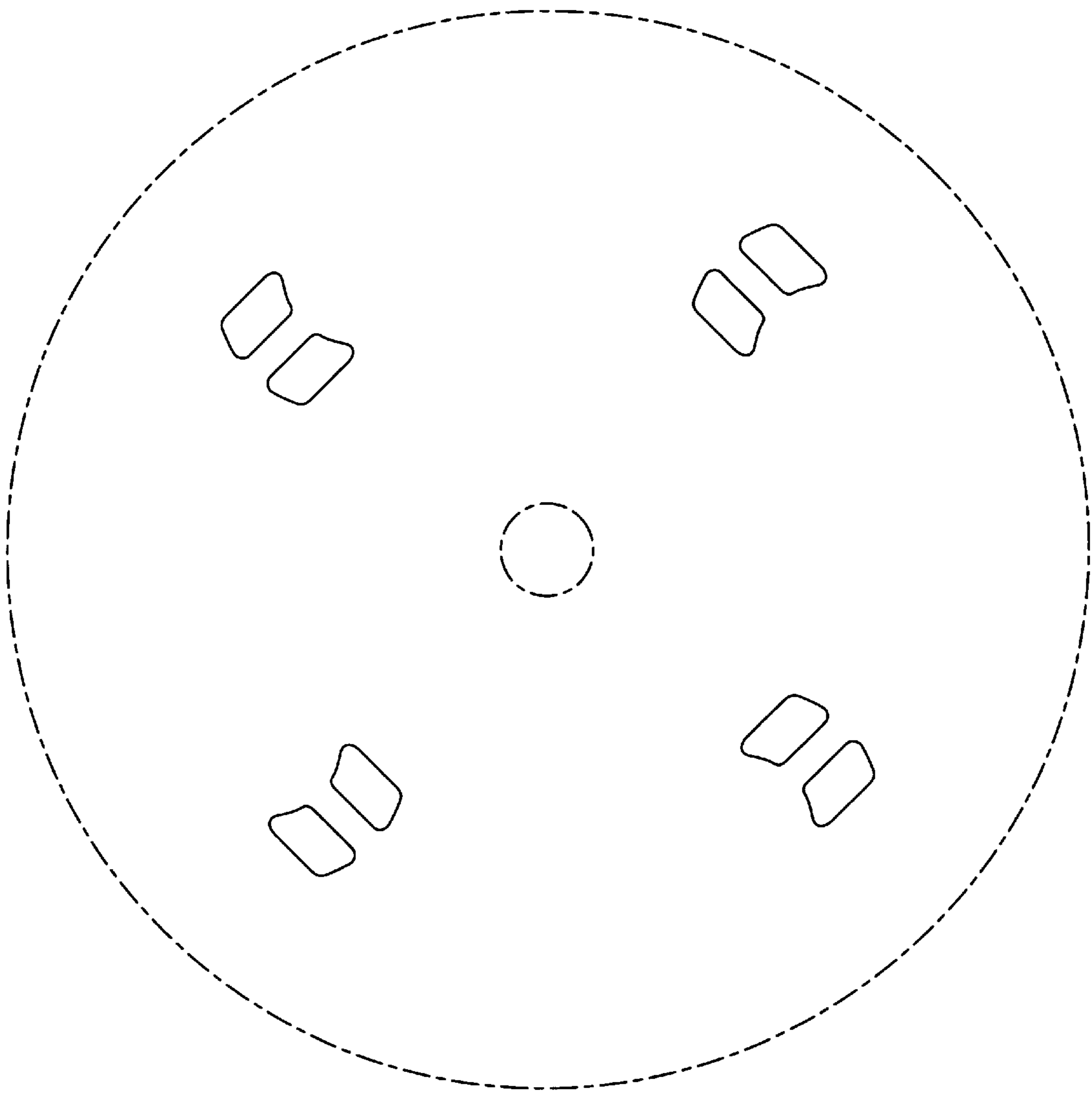


FIG. 2

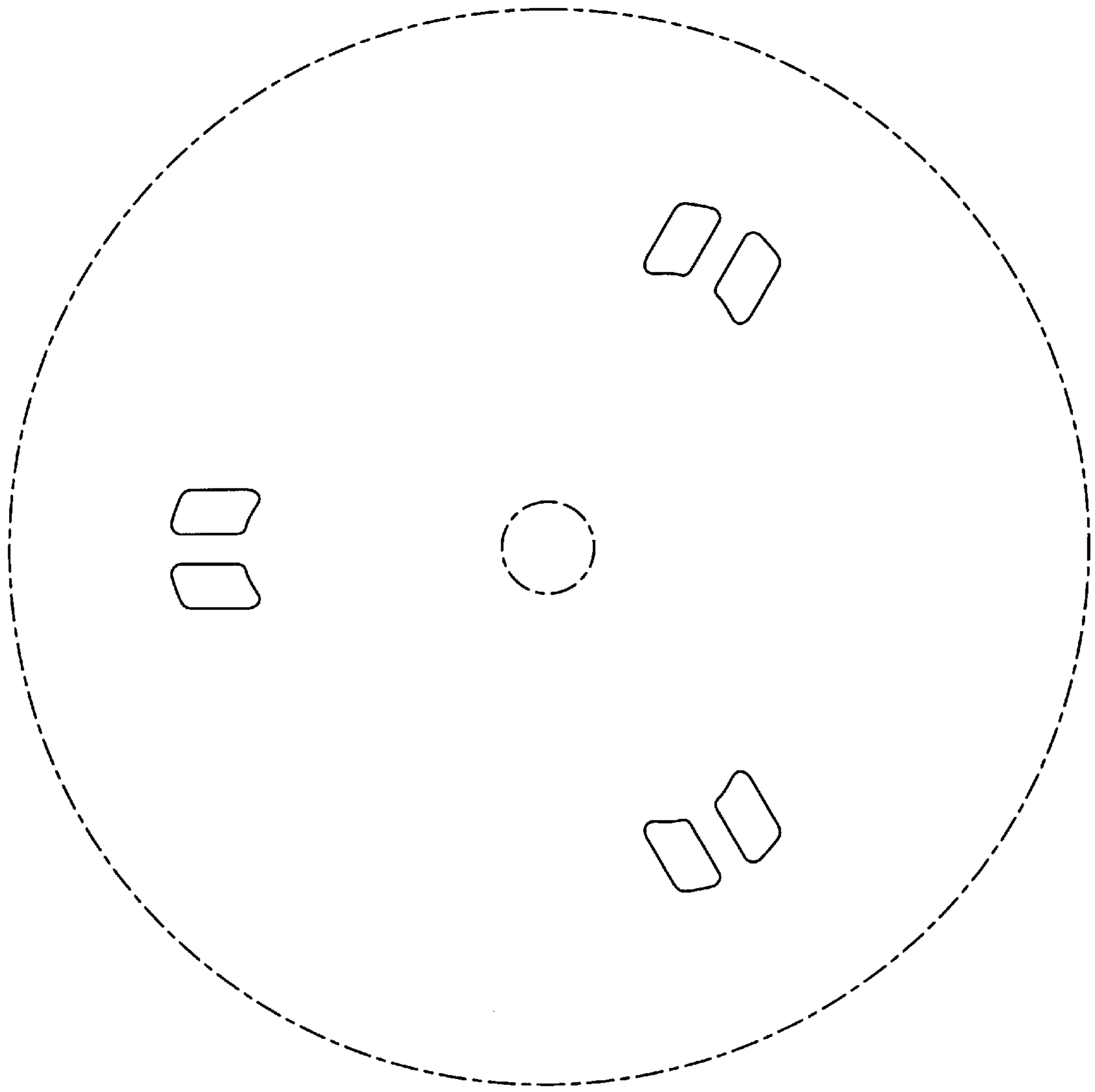


FIG. 3

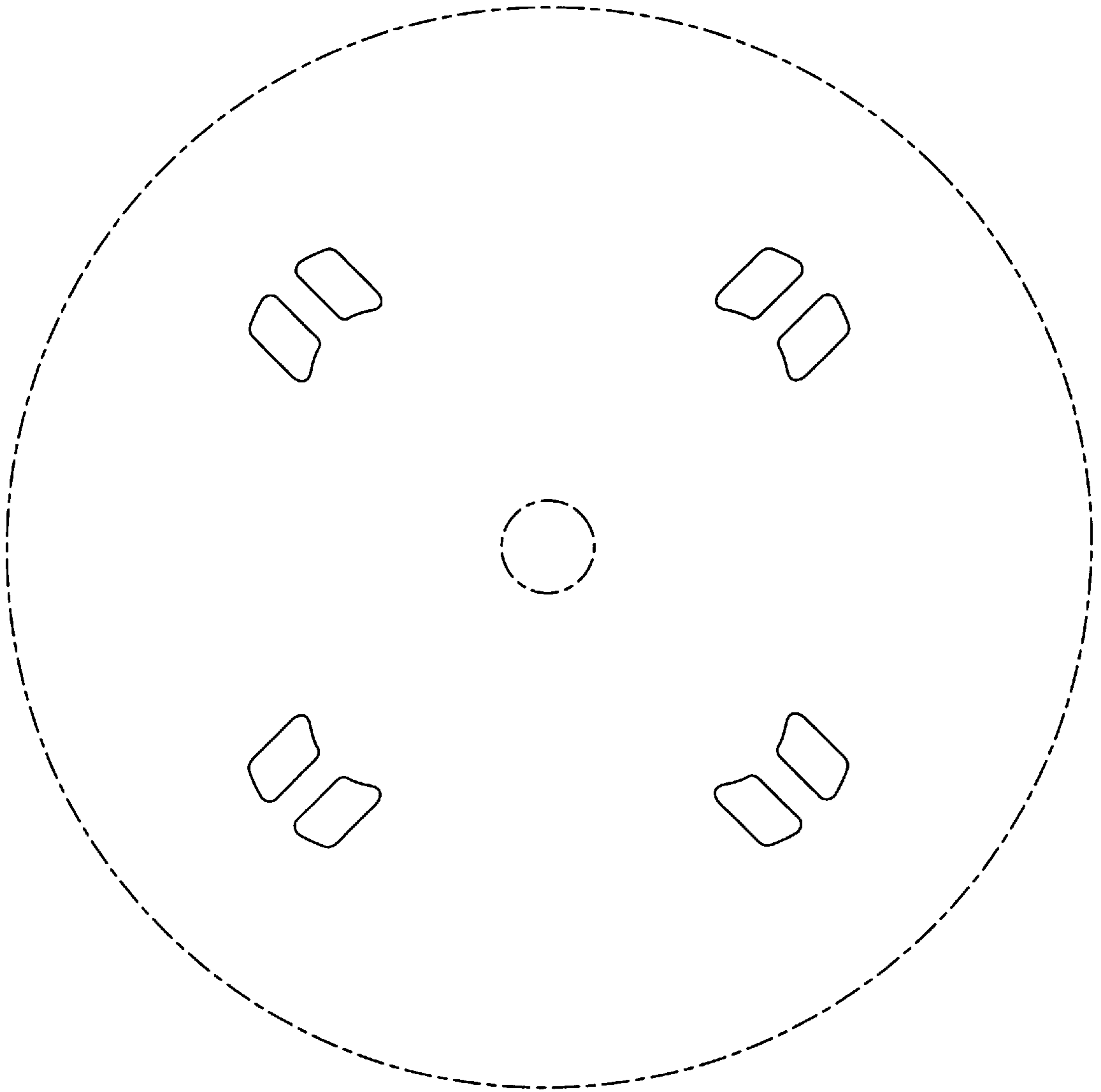


FIG. 4