



US00D421559S

# United States Patent [19] Hollinger

[11] Patent Number: **Des. 421,559**

[45] Date of Patent: **\*\* Mar. 14, 2000**

[54] **MULTI-TOOL DEVICE**

[75] Inventor: **Fred Hollinger**, Kings Park, N.Y.

[73] Assignee: **E & B Giftware, Inc.**, Yonkers, N.Y.

[\*\*] Term: **14 Years**

[21] Appl. No.: **29/106,417**

[22] Filed: **Jun. 16, 1999**

[51] **LOC (6) Cl.** ..... **08-05**

[52] **U.S. Cl.** ..... **D8/105**

[58] **Field of Search** ..... D3/208-211; D8/105,  
D8/98, 99, 100, 33-43; 7/118, 167, 168,  
151-156; 30/151-155, 400-443; 81/3.35

[56] **References Cited**

**U.S. PATENT DOCUMENTS**

D. 14,930	4/1884	Korn	.....	D8/100
D. 124,687	1/1941	Beffert	.....	D8/100
D. 341,251	11/1993	Bensman et al.	.....	D3/211
D. 350,271	9/1994	Landy et al.	.....	D8/99
D. 364,327	11/1995	Graham	.....	D8/105
D. 395,384	6/1998	Farfalli	.....	D8/38
D. 406,025	2/1999	Hung	.....	D8/38
D. 407,620	4/1999	Cachot	.....	D8/105

583,561	6/1897	Williamson	.....	D8/38 X
657,421	9/1900	Jorres	.....	81/3.35
2,311,107	2/1943	De Fraties	.....	30/408 X
2,419,168	4/1947	Schuster	.....	30/155

*Primary Examiner*—Jeffrey Asch  
*Attorney, Agent, or Firm*—Stanley J. Yavner


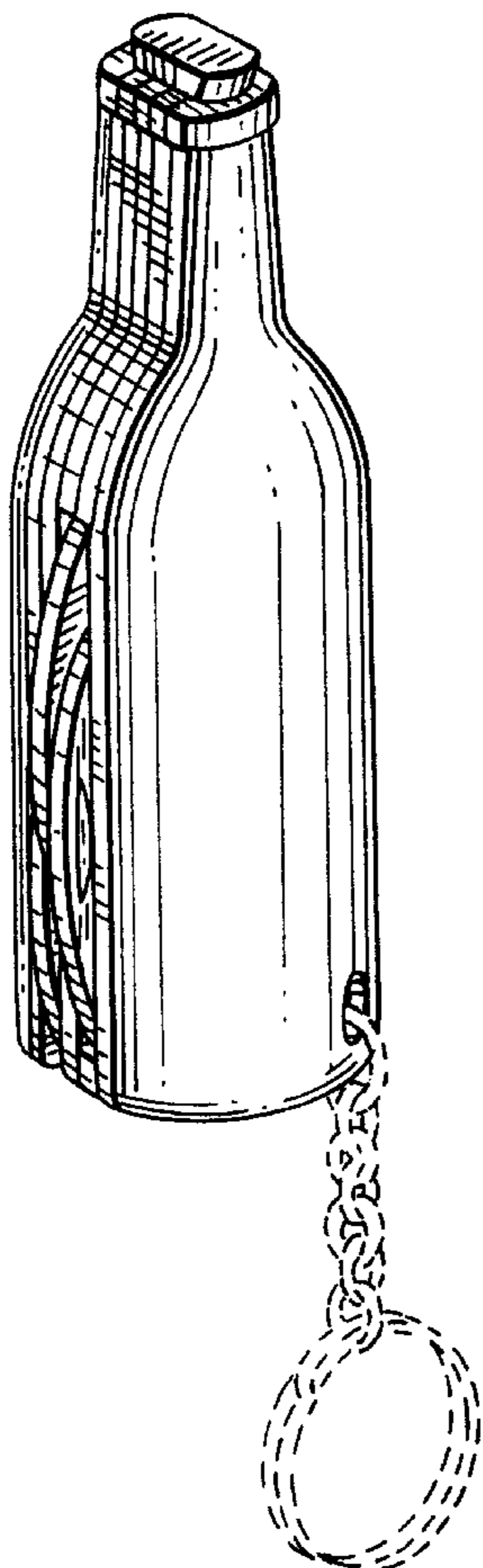
[57] **CLAIM**

The ornamental design for a multi-tool device, as shown and described.

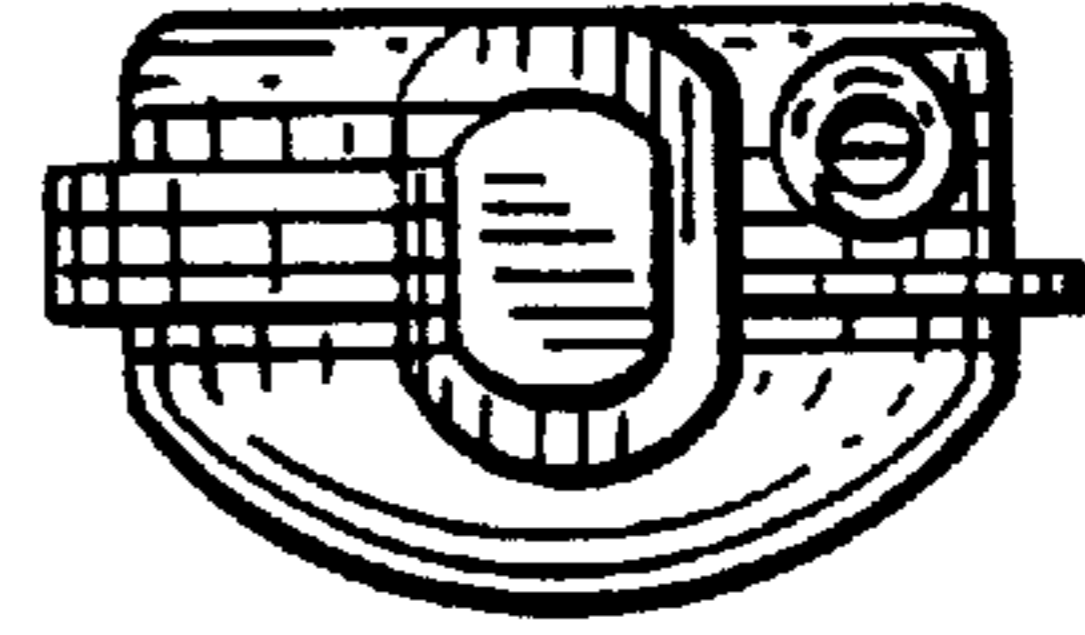
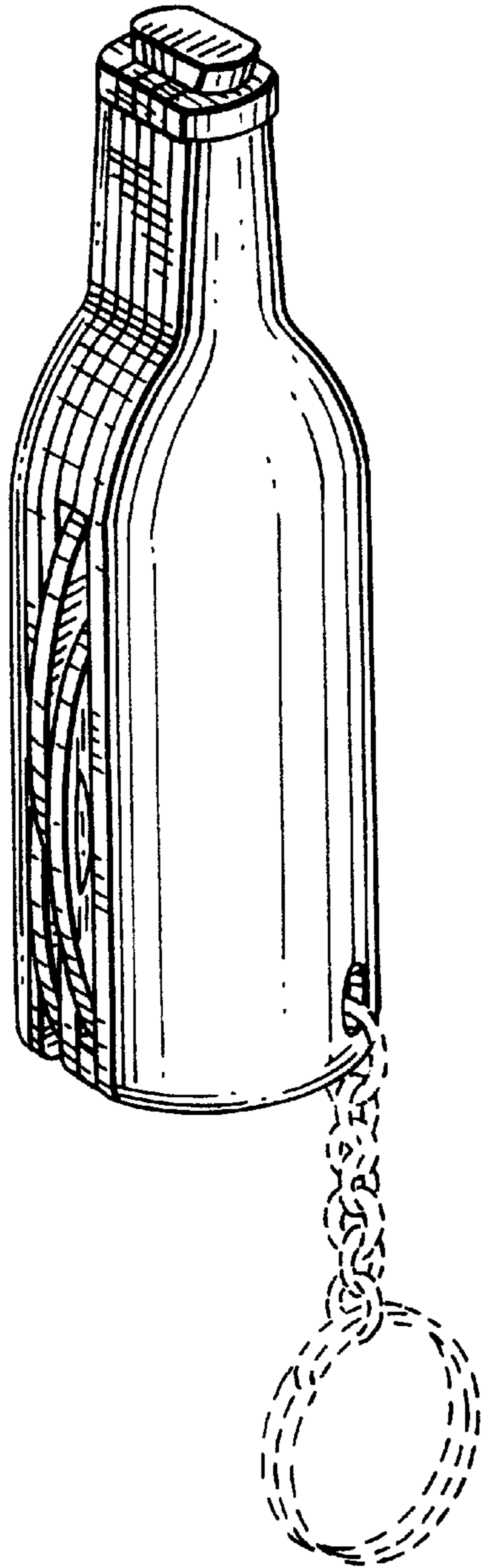
**DESCRIPTION**

FIG. 1 is a left side, front and top isometric view of a multi-tool device, showing my new design; FIG. 2 is a top plan view thereof; FIG. 3 is a front elevational view thereof; FIG. 4 is a bottom plan view thereof; FIG. 5 is a right side elevational view thereof; FIG. 6 is a rear elevational view thereof; FIG. 7 is a left side elevational view thereof; and, FIG. 8 is a front elevational view of my new design, showing various parts thereof in extended orientation. The key ring and key chain shown in dotted lines in FIG. 1 are for illustrative purposes only and form no part of the claimed design.

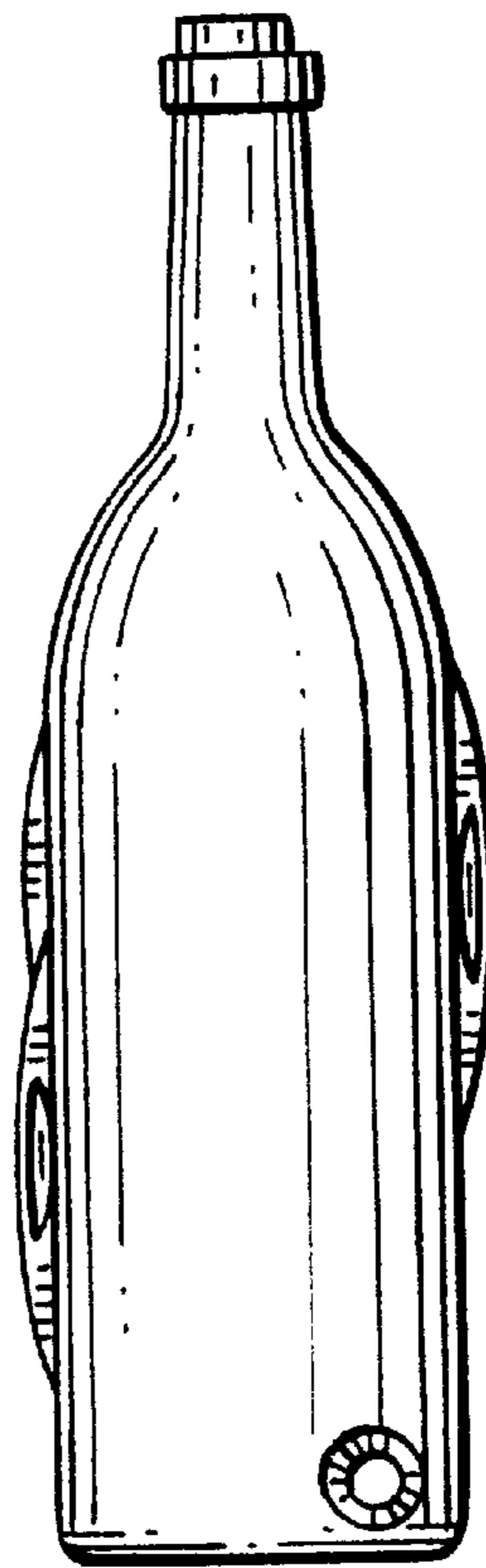
**1 Claim, 2 Drawing Sheets**




*FIG. 1*



*FIG. 2*



*FIG. 3*



*FIG. 4*

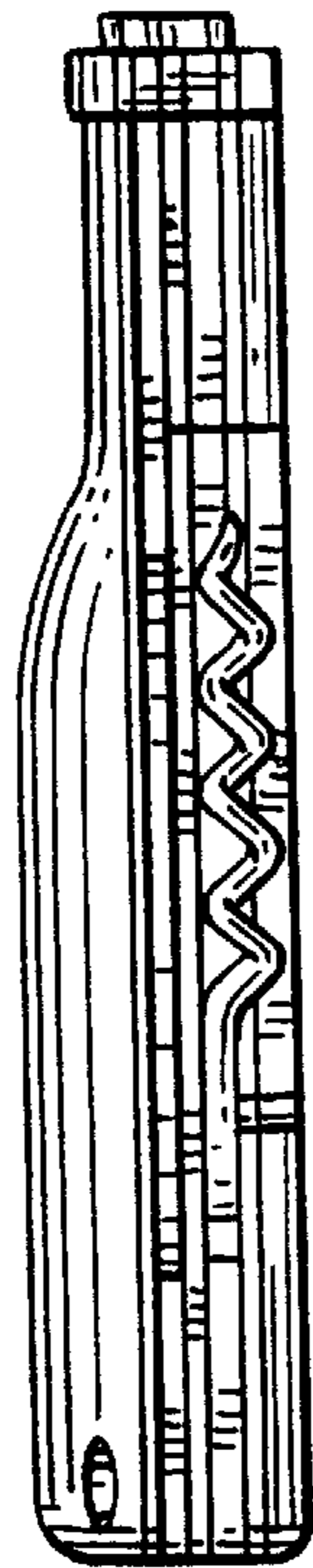


FIG. 5

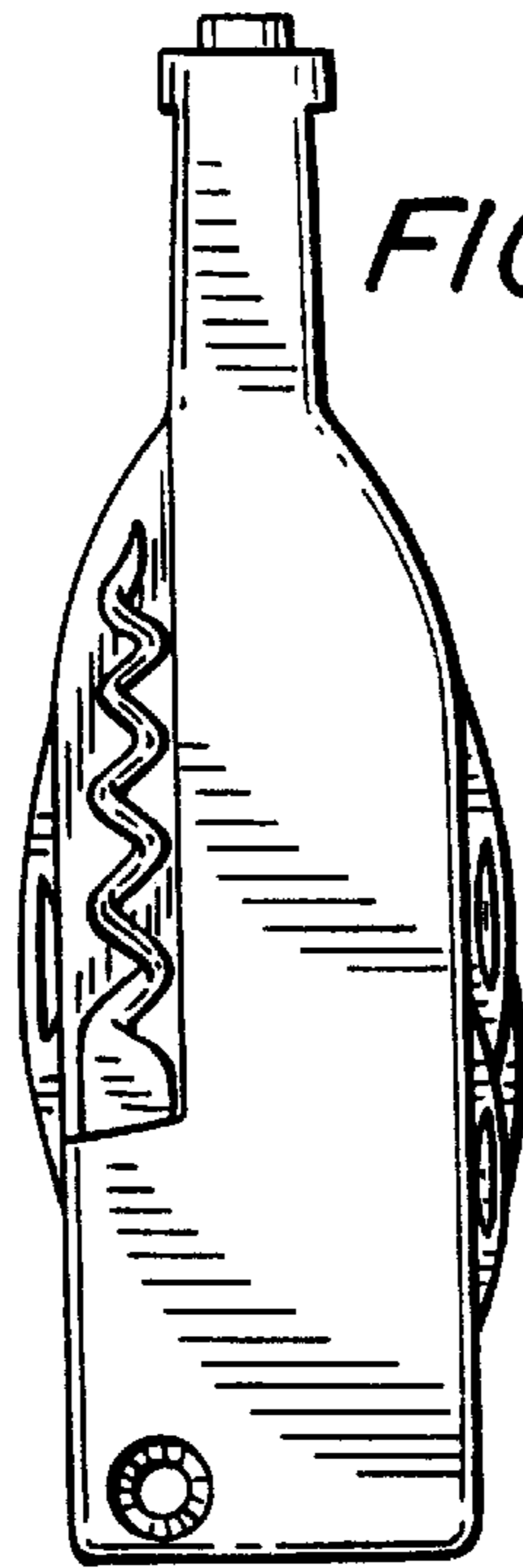


FIG. 6

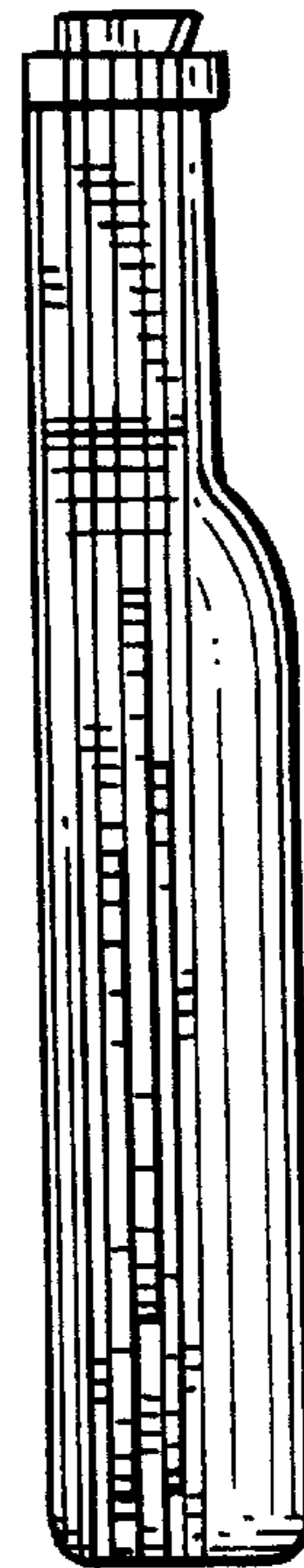


FIG. 7

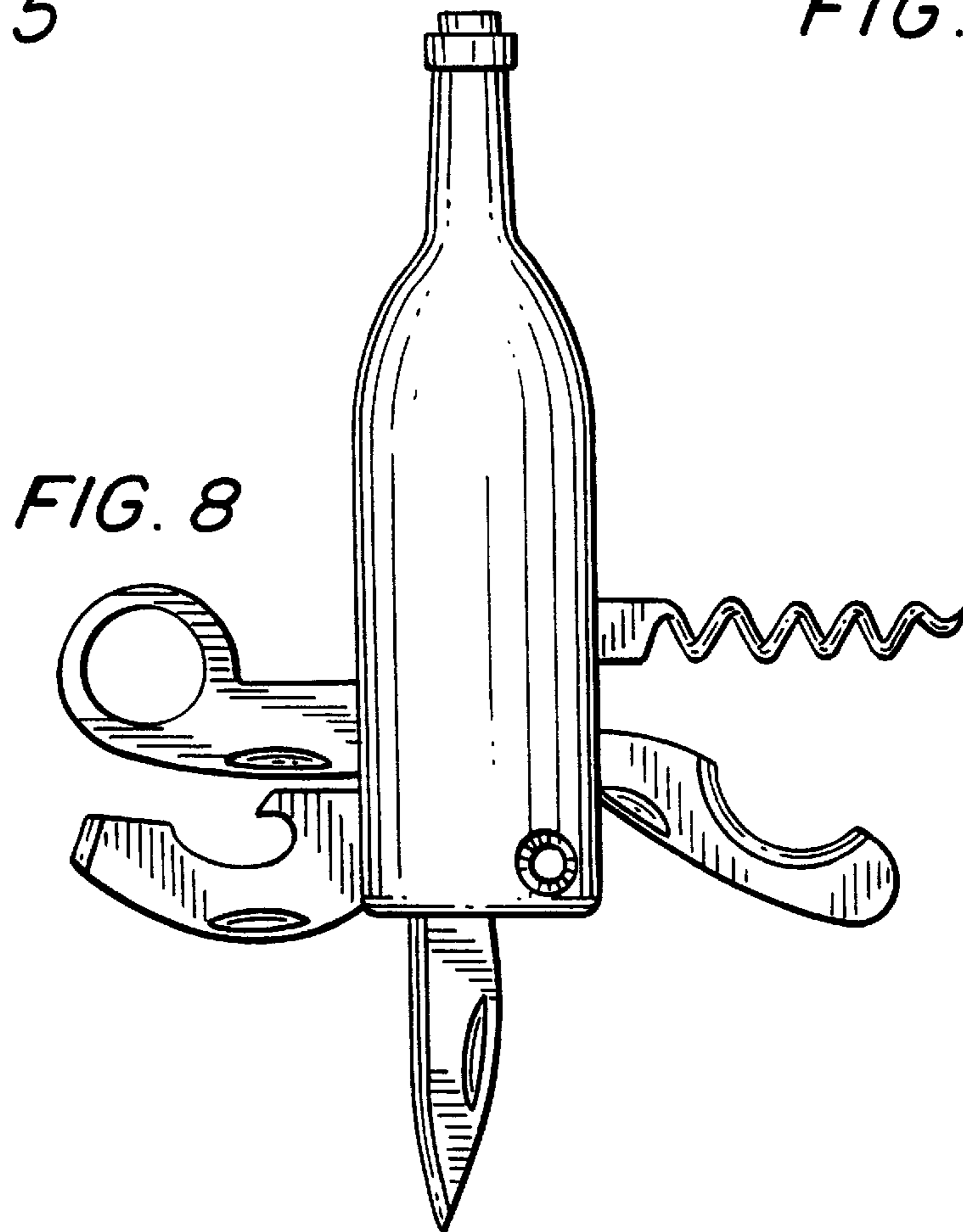


FIG. 8