



US00D421556S

United States Patent [19] Smith

[11] Patent Number: Des. 421,556
[45] Date of Patent: ** Mar. 14, 2000

[54] RESILIENT FLOORING SURFACE
INSTALLATION TOOL HAVING SUCTION
CUPS AND AN ELASTOMERIC STRAP
THEREBETWEEN

[76] Inventor: Mark Smith, P.O. Box 1091, San
Andreas, Calif. 95249

[**] Term: 14 Years

[21] Appl. No.: 29/099,034

[22] Filed: Jan. 12, 1999

[51] LOC (6) Cl. 08-05

[52] U.S. Cl. D8/14; D8/15

[58] Field of Search D8/14, 15, 71,
D8/354; 254/200, 262; 52/749.1, 749.11,
747.1, DIG. 1; 294/64.1; D34/28

[56] References Cited

U.S. PATENT DOCUMENTS

| | | | |
|------------|---------|----------------------|------------|
| D. 126,411 | 4/1941 | Audette | D8/71 |
| D. 195,589 | 7/1963 | Charniga, Jr. | D8/71 |
| D. 199,333 | 10/1964 | Finley | D8/14 |
| D. 246,499 | 11/1977 | Poulsen et al. | D34/28 |
| D. 327,404 | 6/1992 | Le Cornec | D8/71 |
| D. 355,821 | 2/1995 | Kruskamp . | |
| 566,816 | 9/1896 | Taylor et al. | 294/64.1 X |
| 889,662 | 6/1908 | Coulter . | |
| 1,065,307 | 6/1913 | Everts . | |
| 1,530,784 | 3/1925 | Midgley . | |
| 2,131,687 | 9/1938 | Kaplan | D8/71 X |
| 2,145,142 | 1/1939 | Stout . | |
| 2,212,755 | 8/1940 | Solomon | 294/64.1 |
| 2,394,265 | 2/1946 | Seamans . | |
| 2,420,811 | 5/1947 | Brewster, et al. . | |
| 3,059,952 | 10/1962 | Wittman et al. . | |
| 3,061,351 | 10/1962 | Johnson . | |
| 3,178,155 | 4/1965 | Bird . | |
| 3,180,604 | 4/1965 | Hammer . | |
| 3,207,503 | 9/1965 | Clover, Jr. et al. . | |
| 3,240,525 | 3/1966 | Wood . | |
| 3,321,166 | 5/1967 | Gordon . | |
| 3,659,678 | 5/1972 | Hall, Jr. . | |
| 3,770,259 | 11/1973 | Wagreich . | |
| 3,913,964 | 10/1975 | Lukeman . | |

| | | | |
|-----------|---------|-------------------|------------|
| 4,091,945 | 5/1978 | Patterson | 294/64.1 X |
| 4,214,785 | 7/1980 | Broch . | |
| 4,236,693 | 12/1980 | McCrea . | |
| 4,583,343 | 4/1986 | Comp | 52/749.11 |
| 4,813,641 | 3/1989 | Wilson . | |
| 4,998,711 | 3/1991 | Borg . | |
| 5,042,772 | 8/1991 | Madjeski . | |
| 5,135,207 | 8/1992 | Bleaney . | |
| 5,184,858 | 2/1993 | Arai | 294/64.1 |
| 5,253,393 | 10/1993 | Levin . | |
| 5,328,434 | 7/1994 | Carroll | 482/140 |
| 5,516,170 | 5/1996 | Kruskamp . | |
| 5,626,329 | 5/1997 | Herdan . | |
| 5,639,134 | 6/1997 | Rusch et al. | 294/64.1 |
| 5,894,705 | 4/1999 | Sutton | 52/747.1 |

FOREIGN PATENT DOCUMENTS

0 310 936 A1 4/1989 European Pat. Off. .

Primary Examiner—Jeffrey Asch
Attorney, Agent, or Firm—Bernhard Kreten

[57] CLAIM

The ornamental design for a resilient flooring surface installation tool having suction cups and an elastomeric strap therebetween, as shown and described.

DESCRIPTION

FIG. 1 is a left, rear perspective view of an resilient flooring surface installation tool having suction cups and an elastomeric strap therebetween showing my new design.

FIG. 2 is a view of either suction cup showing the side to which the elastomeric strap connects, the suction cup having been shown separately for convenience of illustration.

FIG. 3 is an end view thereof, both ends being the same in appearance.

FIG. 4 is a top view thereof.

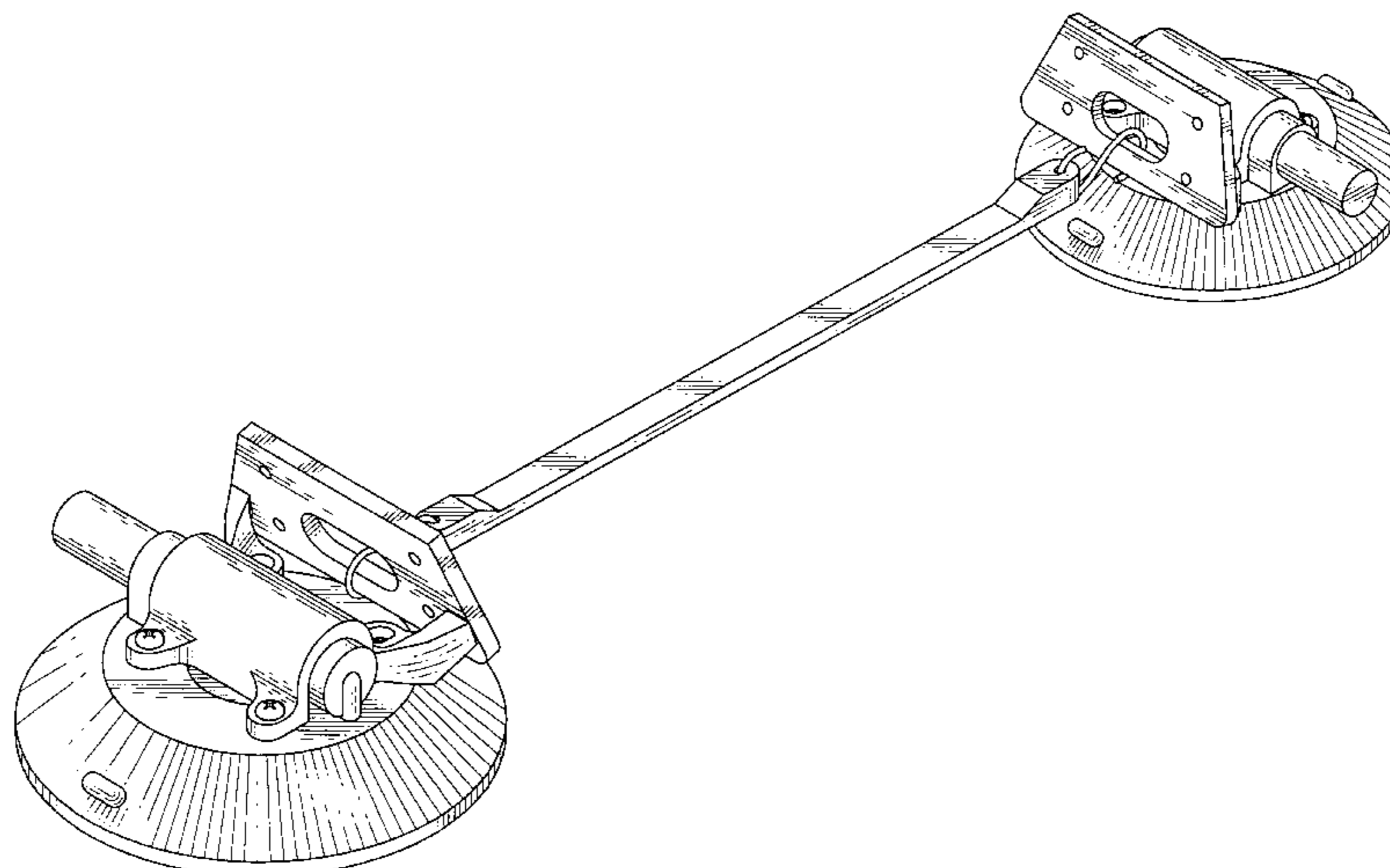
FIG. 5 is a left side view thereof.

FIG. 6 is a right side view thereof, and.

FIG. 7 is a bottom view thereof.

The elastomeric strap has been shown broken away in FIGS. 4-7 for convenience of illustration. The two suction cups are the same in appearance except that one is slightly smaller than the other.

1 Claim, 3 Drawing Sheets



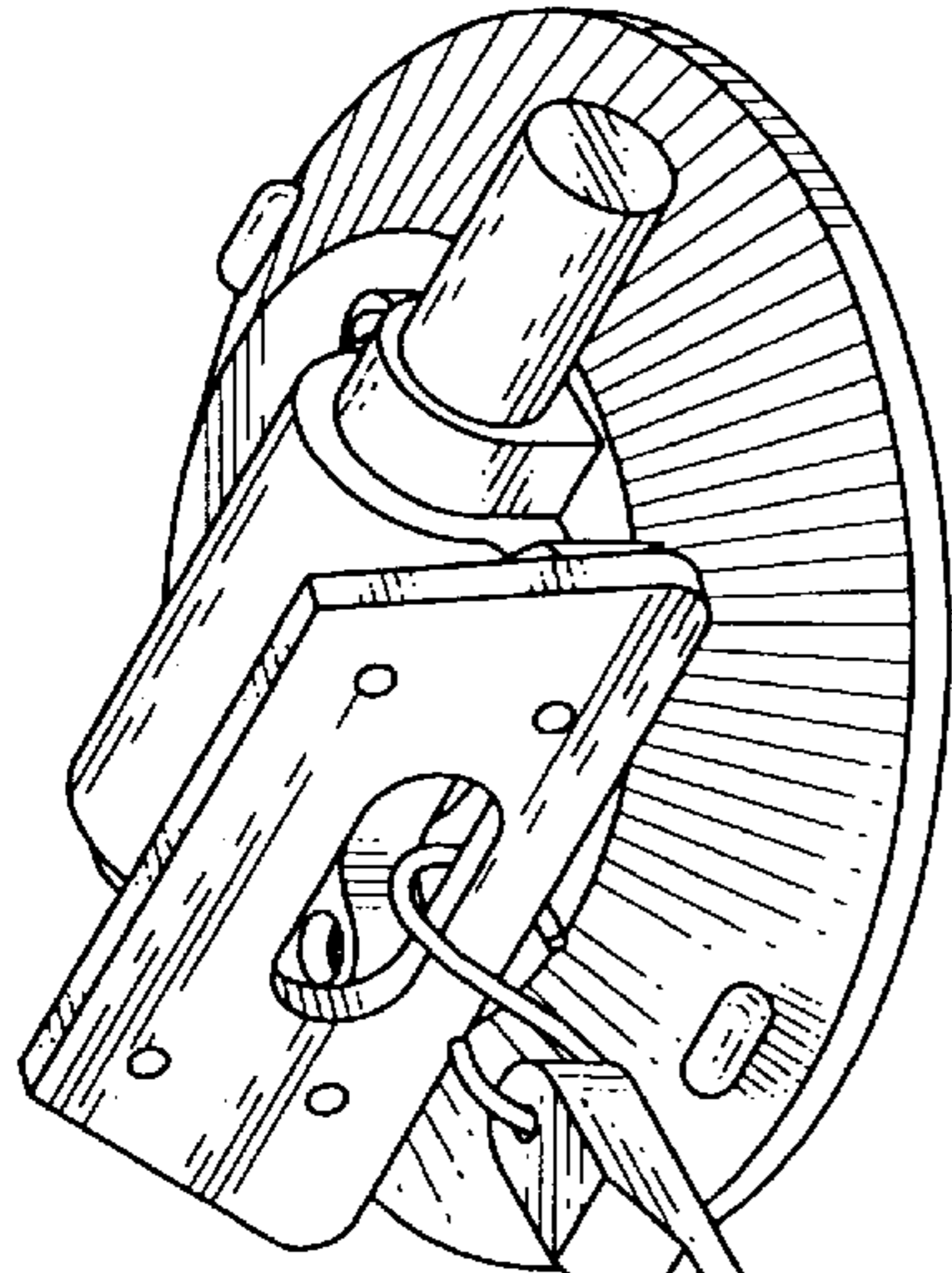


Fig. 1

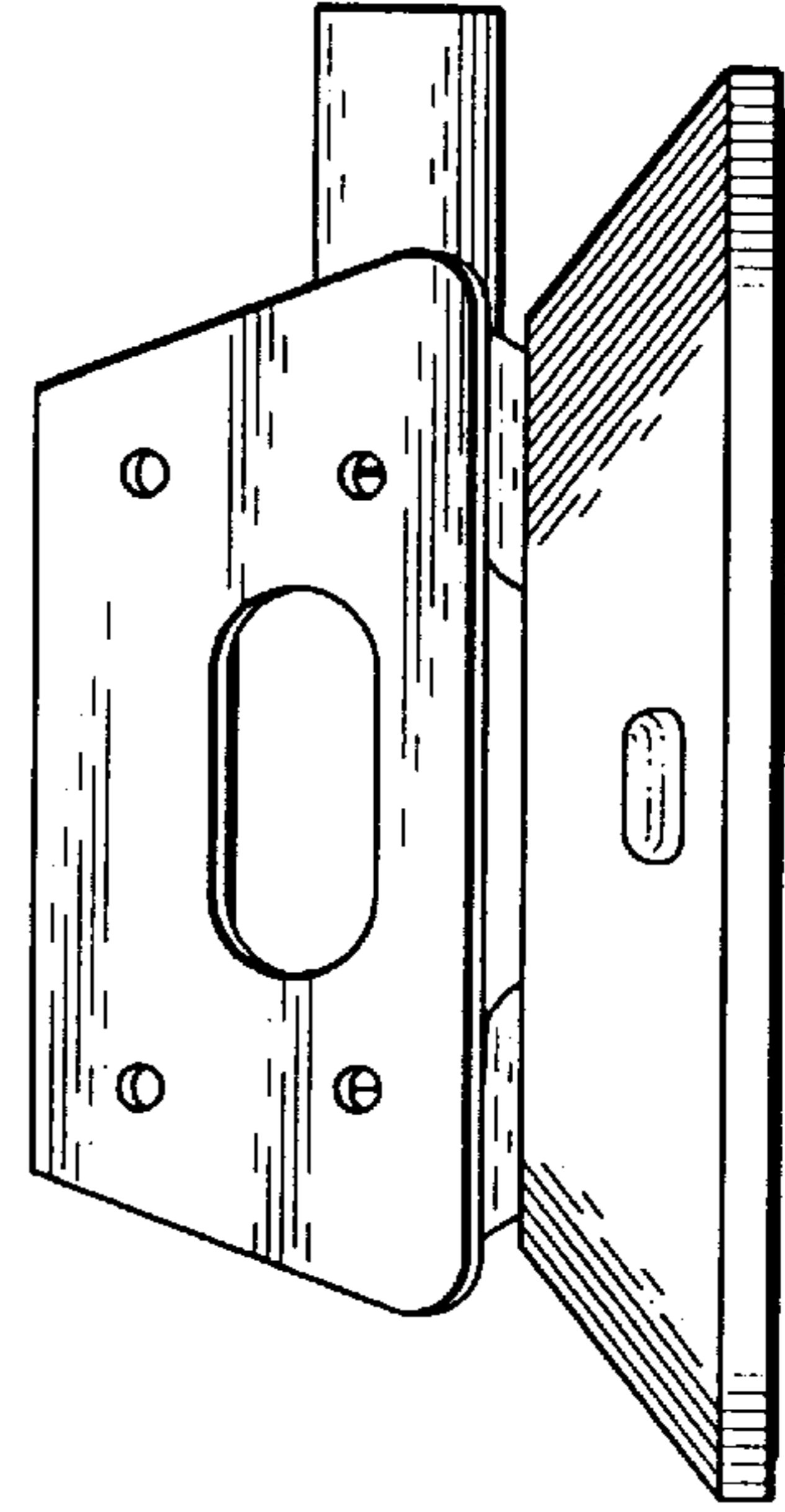


Fig. 2

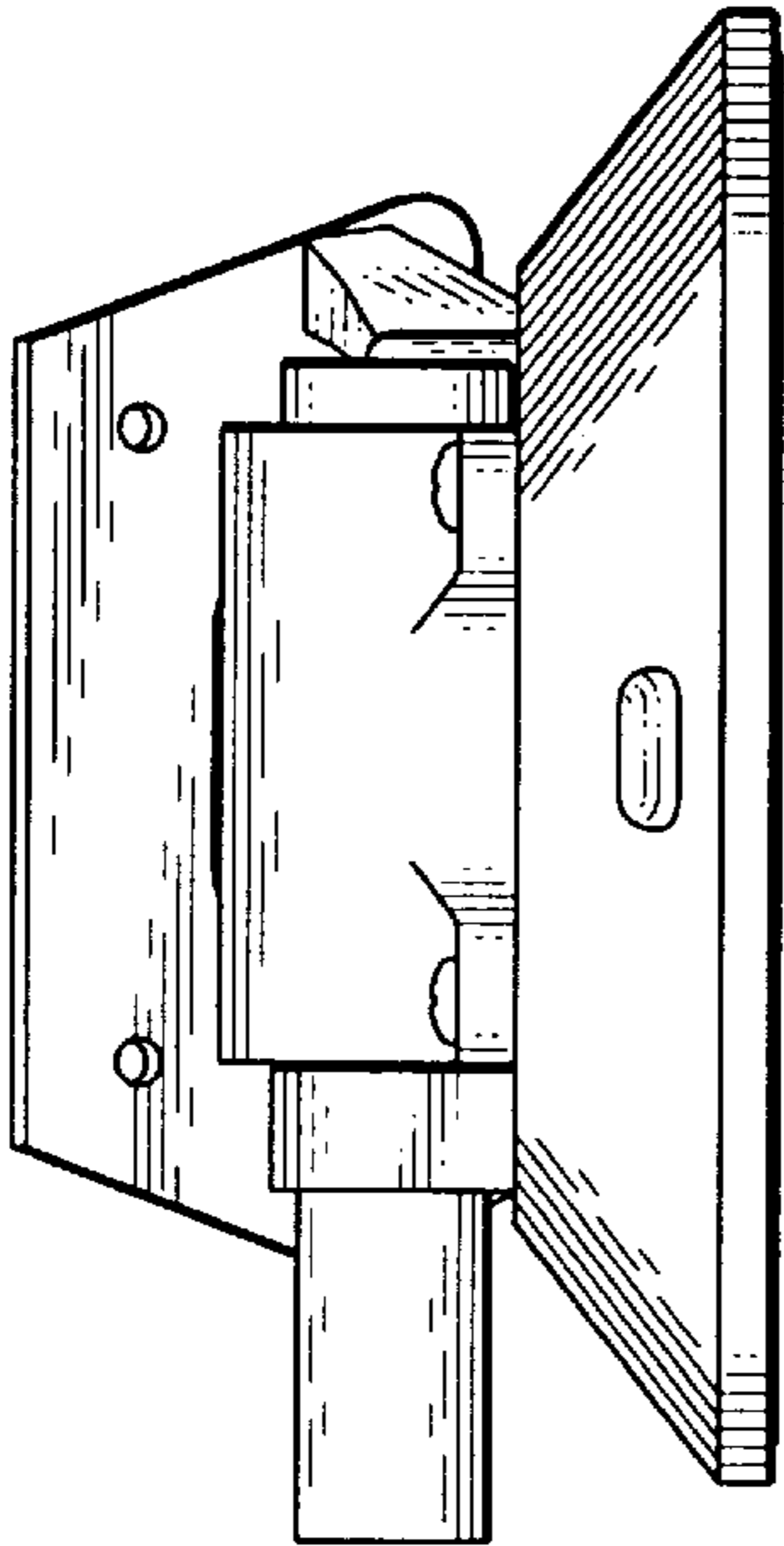
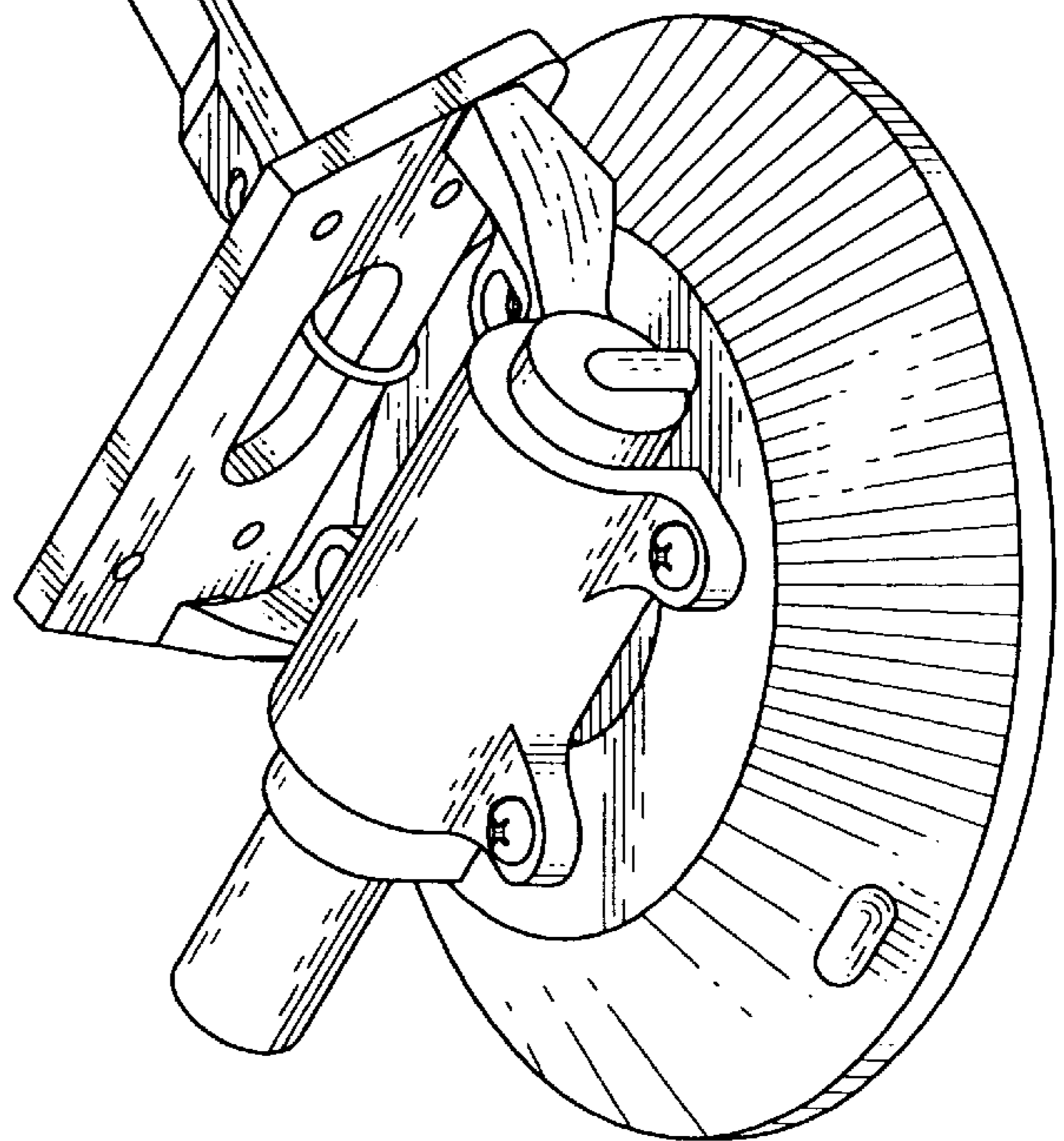


Fig. 3



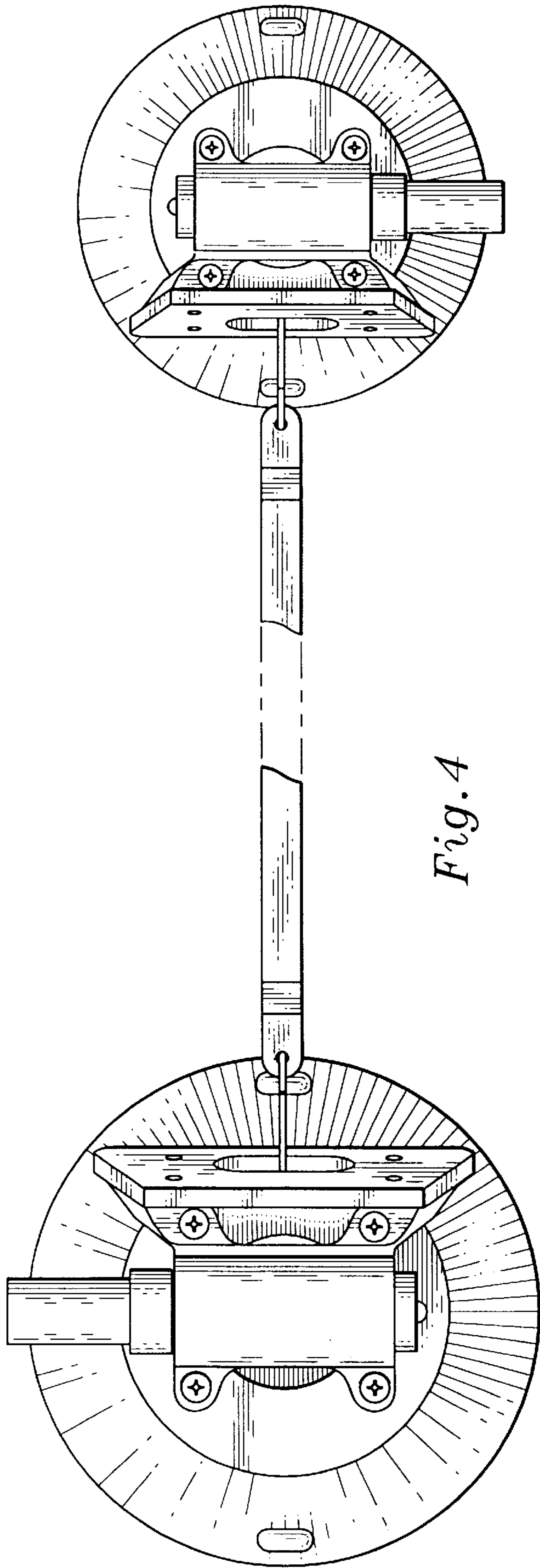


Fig. 4

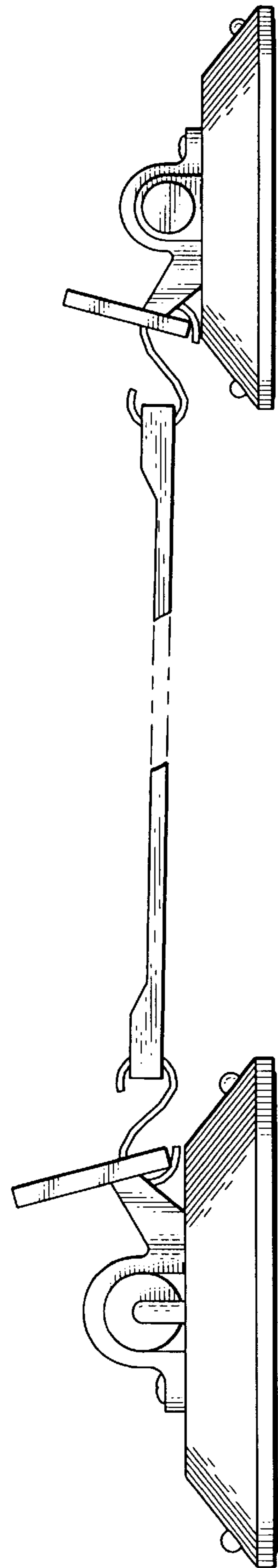


Fig. 5

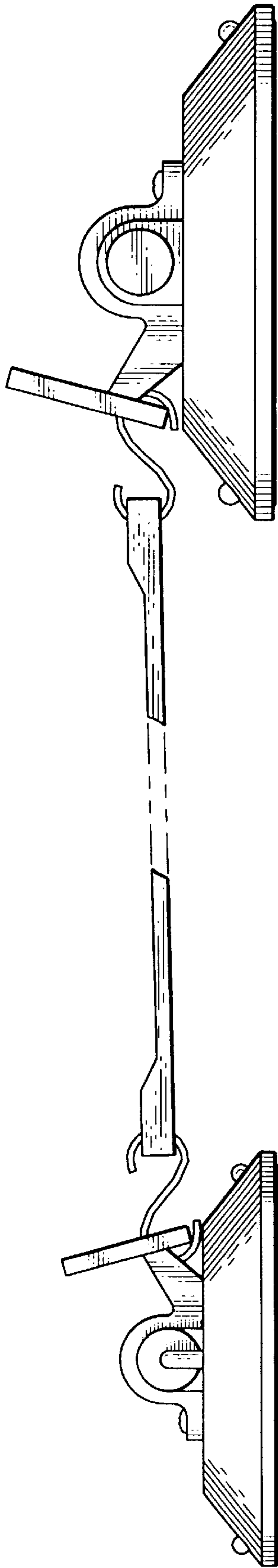


Fig. 6

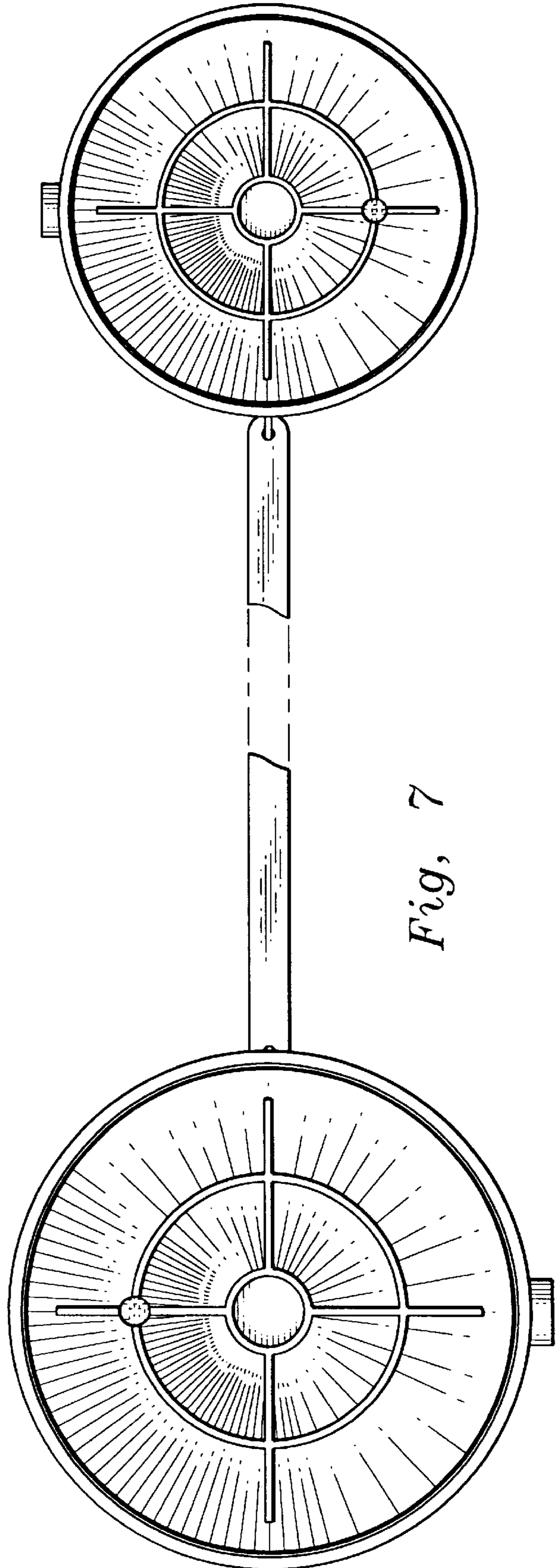


Fig. 7