



US00D421549S

United States Patent [19]

Hints

[11] **Patent Number: Des. 421,549**

[45] **Date of Patent: ** Mar. 14, 2000**

[54] **BOWL**

[75] Inventor: **Wolfgang Hints**, Vienna, Austria

[73] Assignee: **Koziol Geschenkartikel GmbH**,
Erbach, Germany

[**] Term: **14 Years**

[21] Appl. No.: **29/083,702**

[22] Filed: **Feb. 17, 1998**

[51] **LOC (6) Cl.** **07-01**

[52] **U.S. Cl.** **D7/555; D7/505**

[58] **Field of Search** D7/500, 501, 505,
D7/550.1, 552.2, 554.2, 555, 557, 558;
D6/461; D11/143, 144, 153; D30/129; 47/66.6,
41.01, 47, 83; 206/203, 216, 503; 211/59.4,
78, 128.1, 131.1, 133.4; 220/23.83

[56] **References Cited**

U.S. PATENT DOCUMENTS

| | | | | |
|------------|---------|------------------|-------|---------|
| D. 53,390 | 5/1919 | Wolski et al. | | D6/460 |
| D. 160,688 | 10/1950 | Brock | | D7/501 |
| D. 194,325 | 1/1963 | Swett | | D7/505 |
| D. 198,096 | 4/1964 | Rosenthal et al. | | D7/505 |
| D. 272,212 | 1/1984 | Daenen et al. | | D7/505 |
| D. 281,406 | 11/1985 | Guenat | | D11/153 |

| | | | | |
|------------|---------|----------|-------|-------------|
| D. 338,288 | 8/1993 | Key | | D30/129 |
| 2,720,056 | 10/1955 | Levy | | 47/41.01 |
| 3,756,462 | 9/1973 | Cain | | 220/28.83 |
| 3,951,079 | 4/1976 | Tolleson | | 211/128.1 X |
| 5,894,944 | 4/1999 | Swift | | 211/78 |

Primary Examiner—Cathron B. Matta
Attorney, Agent, or Firm—Michael J. Striker

[57] **CLAIM**

The ornamental design for a bowl, as shown and described.

DESCRIPTION

FIG. 1 is a front perspective view of the bowl, shown in its fully assembled state. The opposite side is a mirror image thereof;

FIG. 2 is a bottom perspective view thereof, with the lower two levels of the bowl shown removed for clarity of illustration;

FIG. 3 is front perspective view thereof, with the uppermost level shown removed, and the lower two levels shown in a stacked position; and,

FIG. 4 is a front perspective view thereof, with the three levels shown in a stacked position.

The surfaces or portions of the article not shown in the drawing or described in the specification form no part of the claimed design.

1 Claim, 4 Drawing Sheets


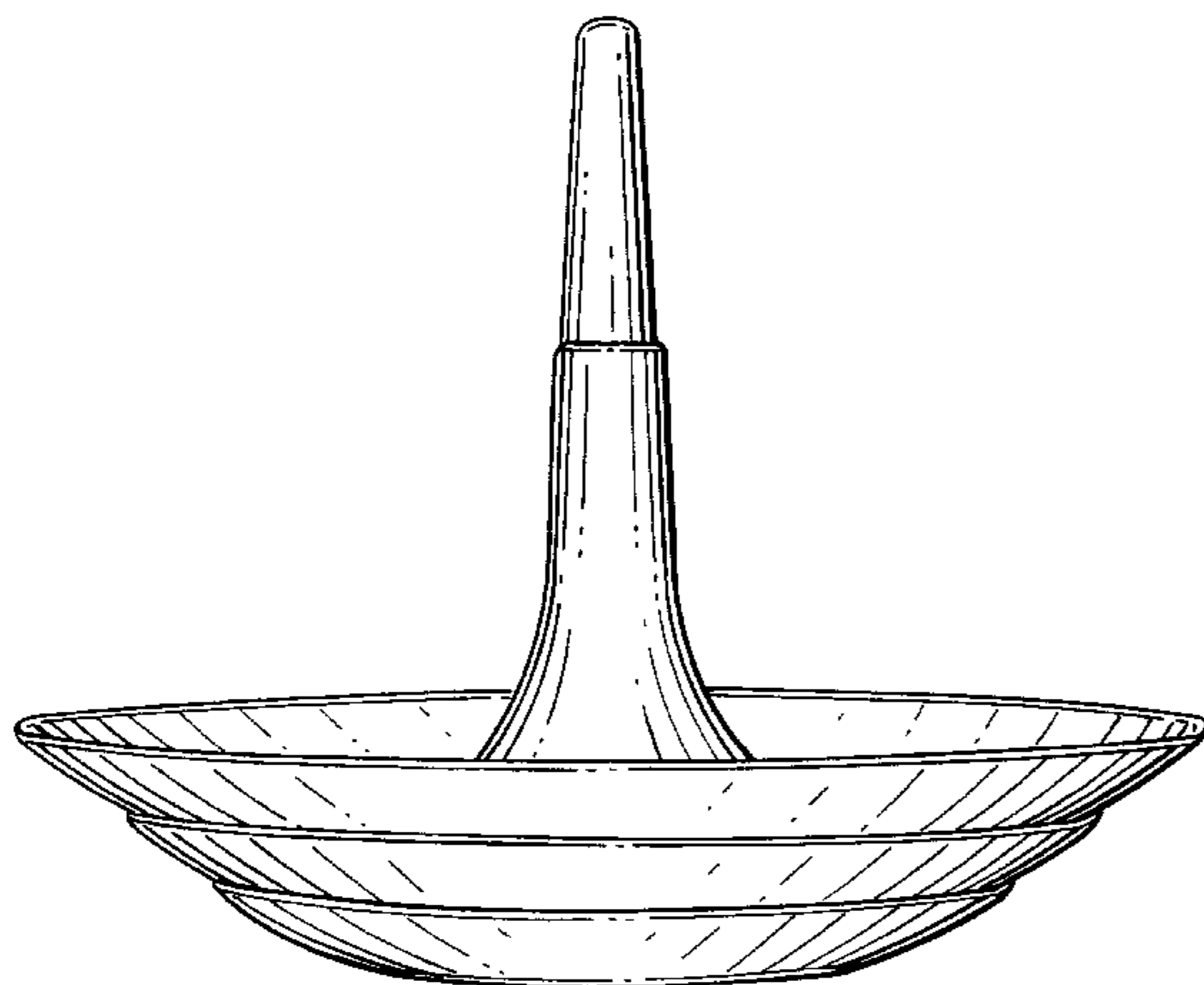


FIG. 1

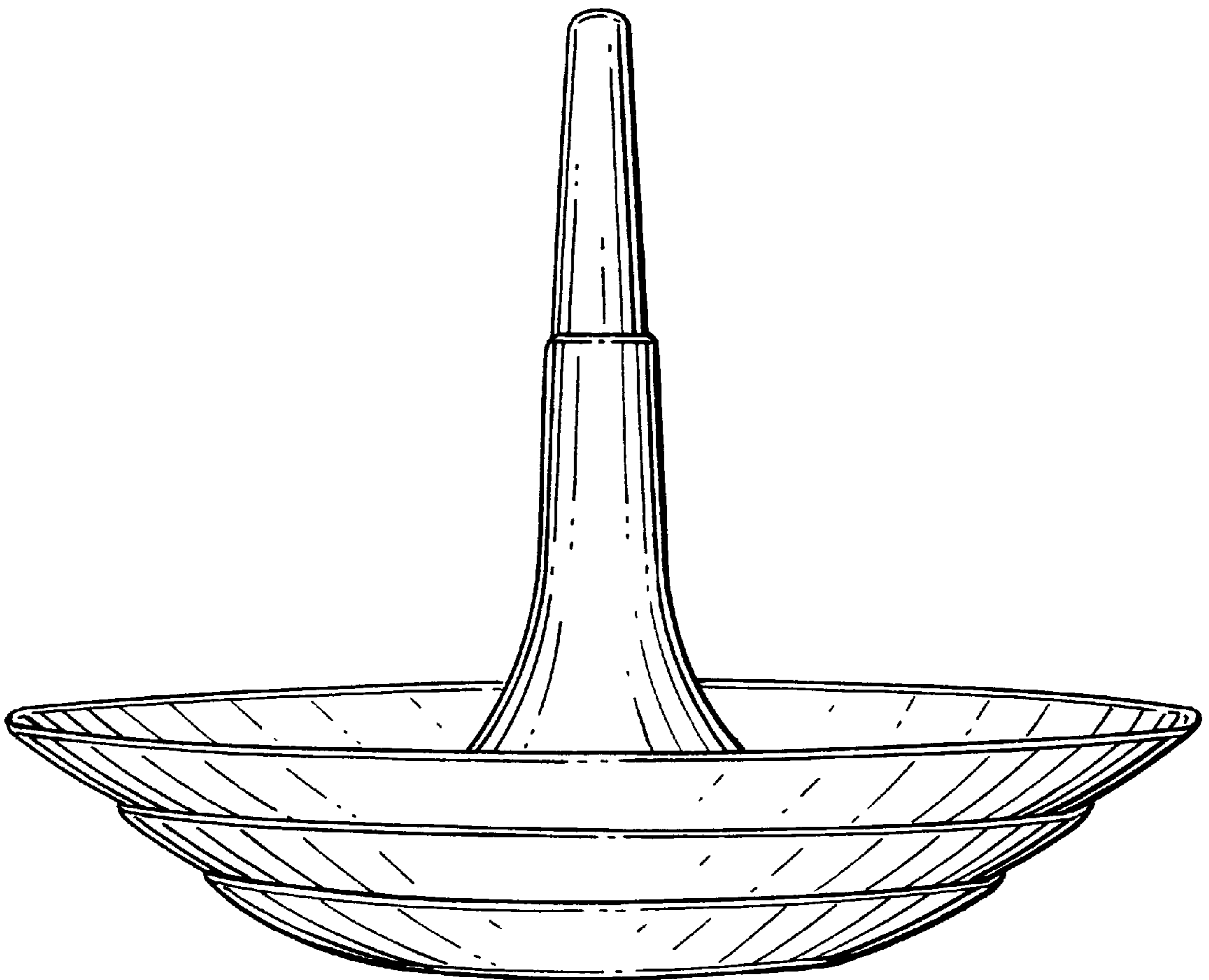


FIG. 2




FIG. 3




FIG. 4

