



US00D421548S

United States Patent [19]
Cornelissen

[11] **Patent Number: Des. 421,548**
[45] **Date of Patent: ** Mar. 14, 2000**

[54] **TRAY**
[75] Inventor: **Tuur Cornelissen**, Blankerbergen, Belgium
[73] Assignee: **De Ster NV**, Hoogstraten, Belgium
[**] Term: **14 Years**
[21] Appl. No.: **29/083,109**
[22] Filed: **Oct. 14, 1997**
[30] **Foreign Application Priority Data**
Apr. 11, 1997 [DE] Germany M 97 03 728
[51] **LOC (6) Cl.** **07-01**
[52] **U.S. Cl.** **D7/554.3; D7/554.4; D7/545**
[58] **Field of Search** D7/543, 545, 354, D7/359, 388, 601, 602, 550.1, 554.3, 553.3, 554.4; 720/574, 902, 575; 206/511, 564; D30/119

D. 226,285 2/1973 Bateman D7/554.3
D. 226,673 4/1973 Bateman D7/554.3
D. 239,316 3/1976 Smith D7/554.3
D. 377,294 1/1997 Brady D7/554.3
4,265,390 5/1981 Faller et al. 206/511

OTHER PUBLICATIONS

Abandoned Swedish design application No. 94-0825, undated, 1 page.

Primary Examiner—M. N. Pandozzi
Attorney, Agent, or Firm—Shlesinger, Arkwright & Garvey LLP

CLAIM

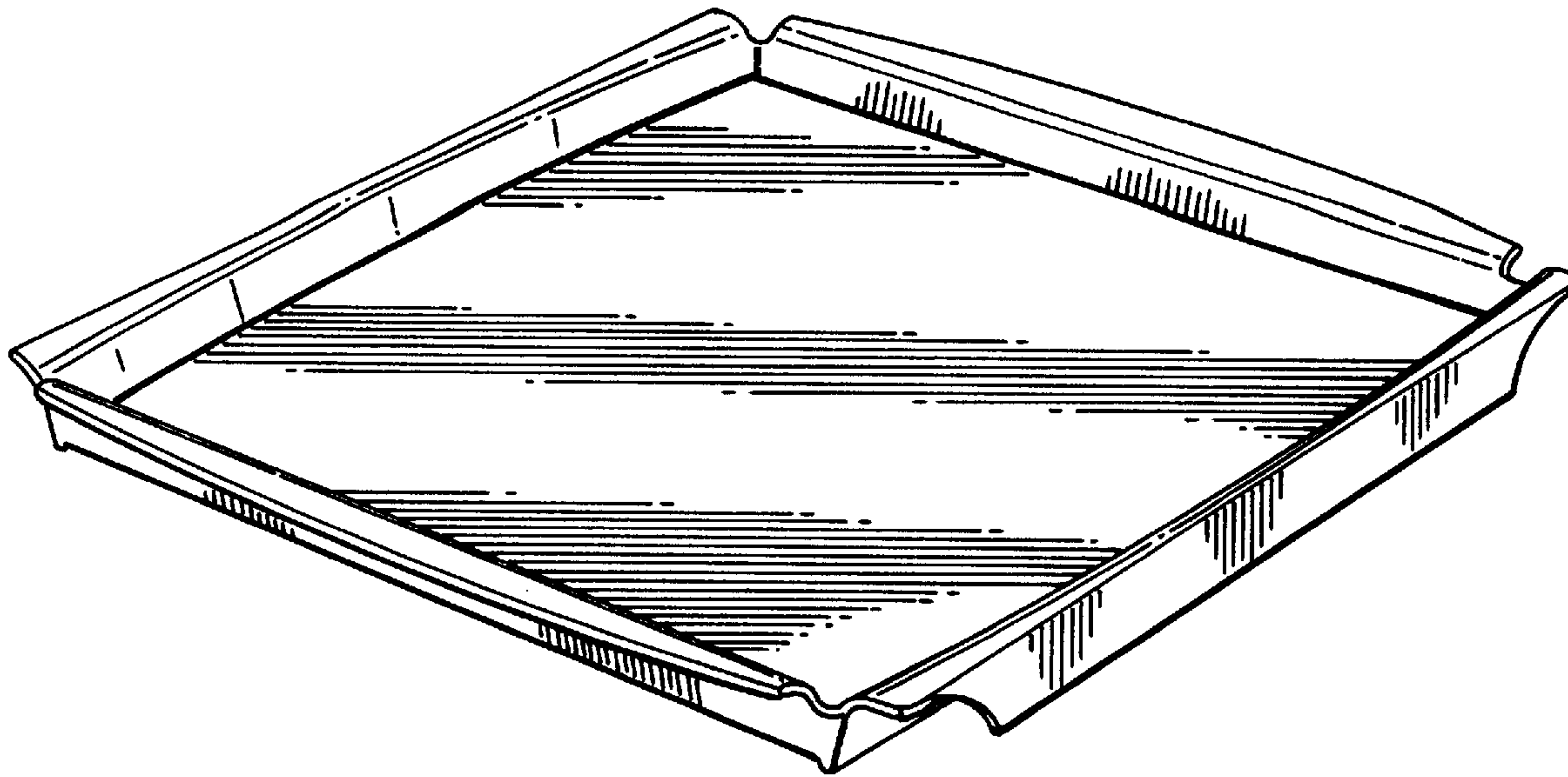
[57] The ornamental design for a tray, as shown and described.

DESCRIPTION

FIG. 1 is a top perspective view of a tray showing my design;
FIG. 2 is a top plan view of the tray of FIG. 1;
FIG. 3 is a front view of the tray of FIG. 1, the rear view being a mirror image thereof;
FIG. 4 is a bottom view of the tray of FIG. 1; and,
FIG. 5 is a left side view of the tray of FIG. 1, the right side view being a mirror image thereof.

[56] **References Cited**
U.S. PATENT DOCUMENTS
D. 193,795 10/1962 Brandon D7/554.3
D. 223,403 4/1972 Smith D7/554.3
D. 224,751 9/1972 Propst D7/554.3
D. 226,284 2/1973 Bateman D7/554.3

1 Claim, 2 Drawing Sheets



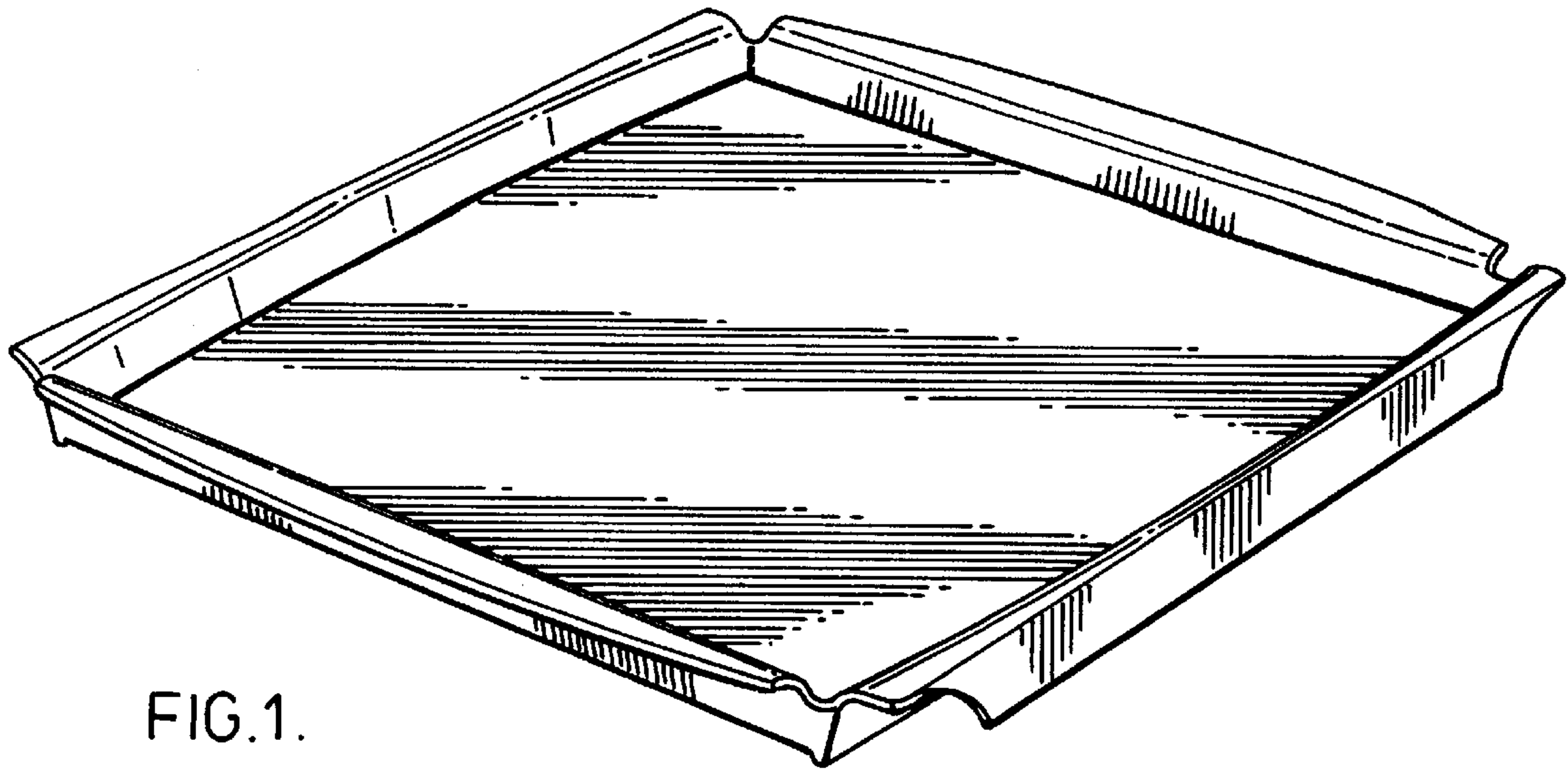


FIG. 1.

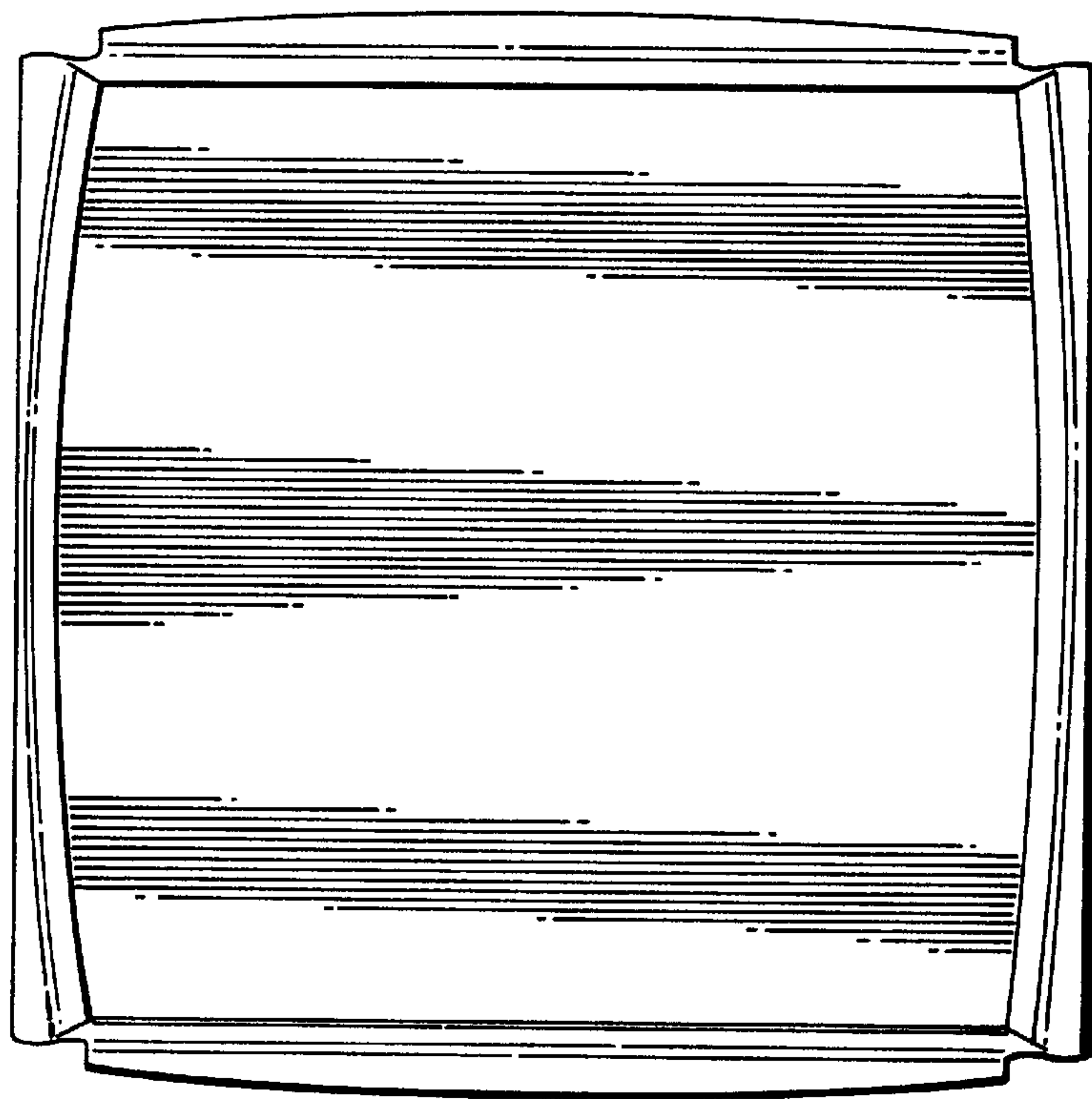


FIG. 2.




FIG. 3.

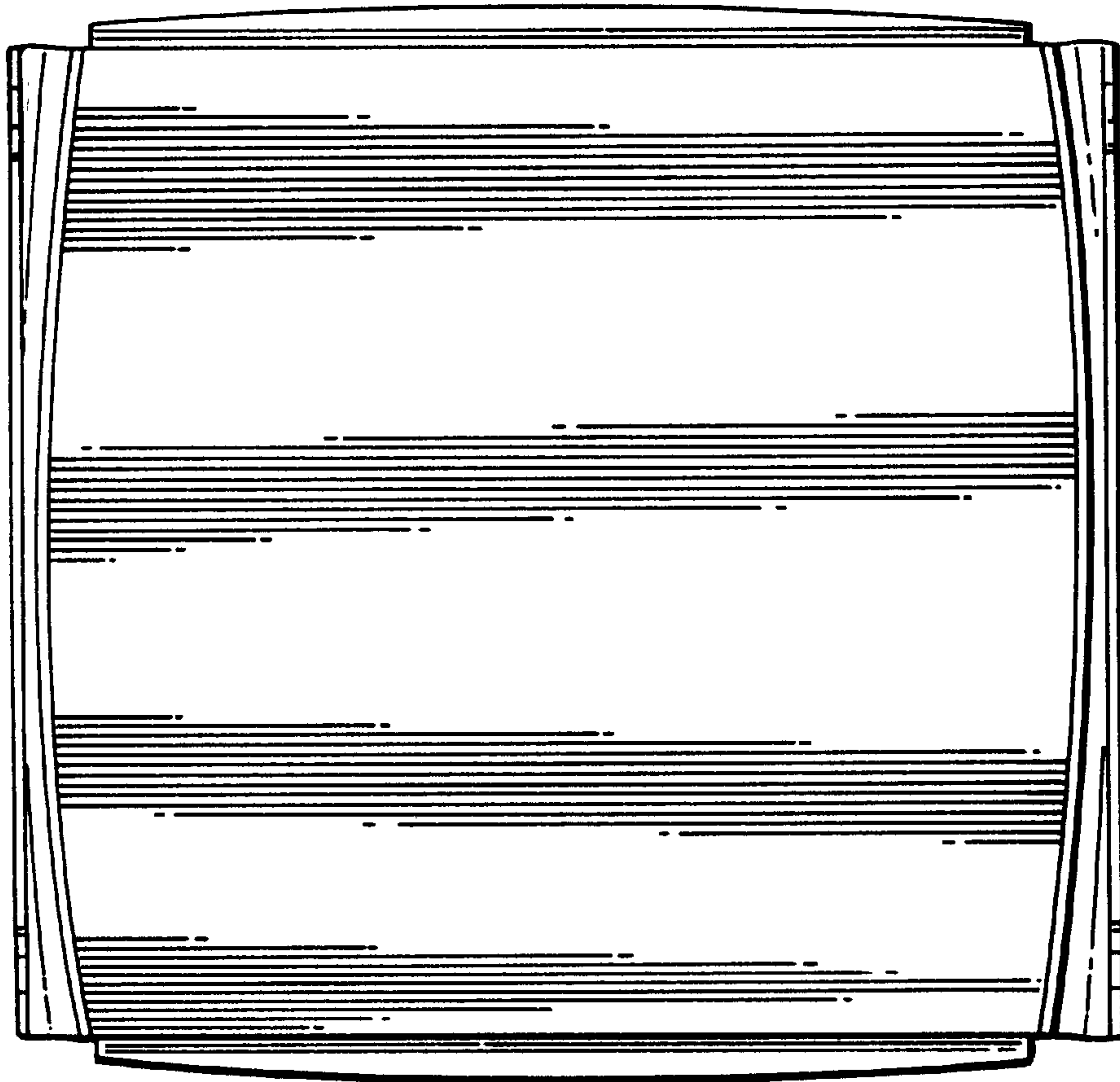


FIG. 4.



FIG. 5.