



US00D421544S

**United States Patent** [19]  
**Thomas-Scruggs**

[11] **Patent Number: Des. 421,544**  
[45] **Date of Patent: \*\* Mar. 14, 2000**

[54] **COVER FOR A PORTABLE ADJUSTABLE  
COMMODOE**

**DESCRIPTION**

[76] Inventor: **Bobbye Thomas-Scruggs**, 940 Beaver  
Bank Cir., Towson, Md. 21204

[\*\*] Term: **14 Years**

[21] Appl. No.: **29/090,268**

[22] Filed: **Jul. 6, 1998**

[51] **LOC (6) Cl.** ..... **06-13**

[52] **U.S. Cl.** ..... **D6/611; D6/610**

[58] **Field of Search** ..... D6/595, 610, 611;  
297/219.1, 224, 225, 228.1, 228.11, 228.12,  
228.13

[56] **References Cited**

**U.S. PATENT DOCUMENTS**

D. 279,848	7/1985	Kusiak	.....	D6/610
D. 279,849	7/1985	Kusiak	.....	D6/610
D. 280,481	9/1985	Kornegay	.....	D6/611
2,839,127	6/1958	Schutte	.....	297/224
5,320,407	6/1994	Tell	.....	297/225
5,549,355	8/1996	Illulian	.....	297/224

*Primary Examiner*—Louis S. Zarfes  
*Assistant Examiner*—Monica A. Weingart  
*Attorney, Agent, or Firm*—Leonard Bloom

[57] **CLAIM**

The ornamental design for a cover for a portable adjustable commode, as shown and described.

FIG. 1 is a right perspective view of a cover for a portable adjustable commode according to my design (the commode being hidden) such that the result looks like a vanity chair.

FIG. 2 is a left side perspective view of the cover of FIG. 1 (the portable adjustable commode, again, being hidden).

FIG. 3 is a front view of the cover of FIG. 1.

FIG. 4 is a rear view thereof.

FIG. 5 is a left side elevation thereof.

FIG. 6 is a right side elevation thereof.

FIG. 7 is a top plan view thereof.

FIG. 8 is a further left side elevational view, corresponding substantially to FIG. 5, but showing (in broken lines) a roll of toilet paper and other bathroom accessories within an external pocket on the side of the cover.

FIG. 9 corresponds substantially to FIG. 8, but shows an internal pocket.

FIG. 10 is a front view of the cover, corresponding substantially to FIG. 3, but showing the flap and lid (attached thereto) lifted up.

FIG. 11 is a cross-section thereof, taken along the lines 11—11 of FIG. 10 and drawn to an enlarged scale, and showing, first, a stiffener within the flap and, second, an elastic band on the flap to attach the lid thereto.

The broken line showing of toiletries in the pocket in FIG. 8 and a commode in FIG. 10 is for illustrative purposes only and forms no part of the claimed design.

**1 Claim, 4 Drawing Sheets**



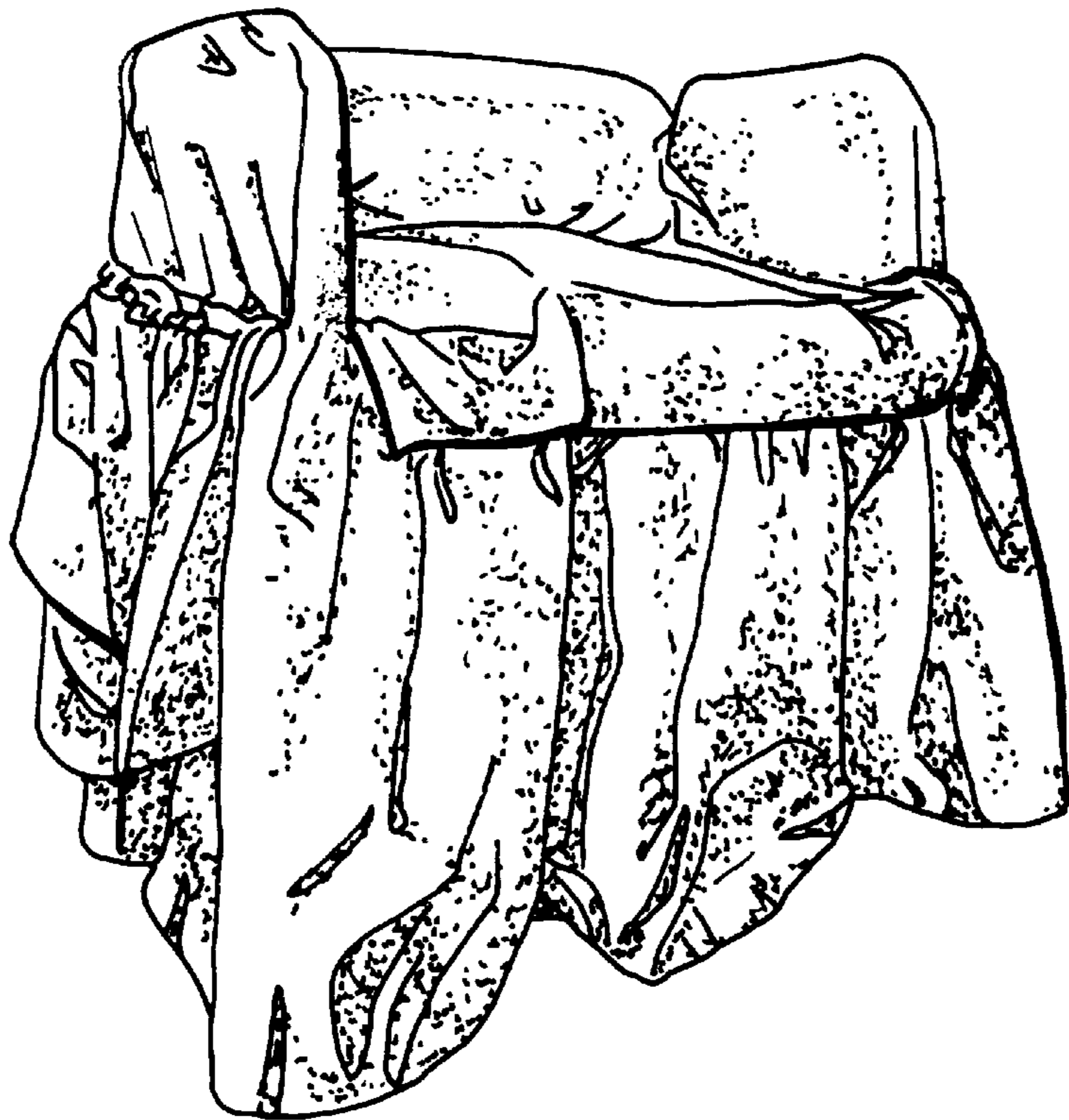


FIG. 1



FIG. 2

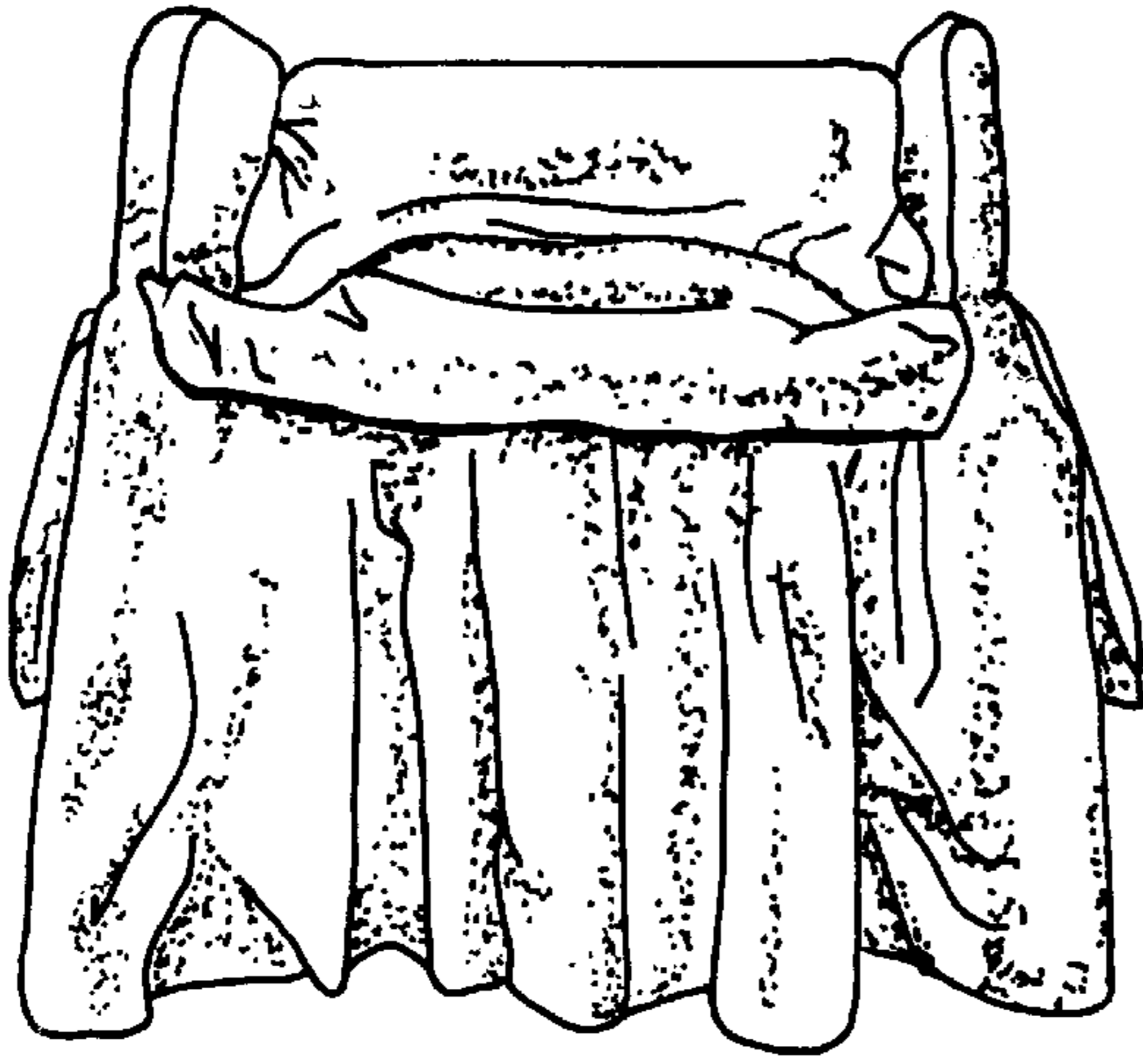


FIG. 3

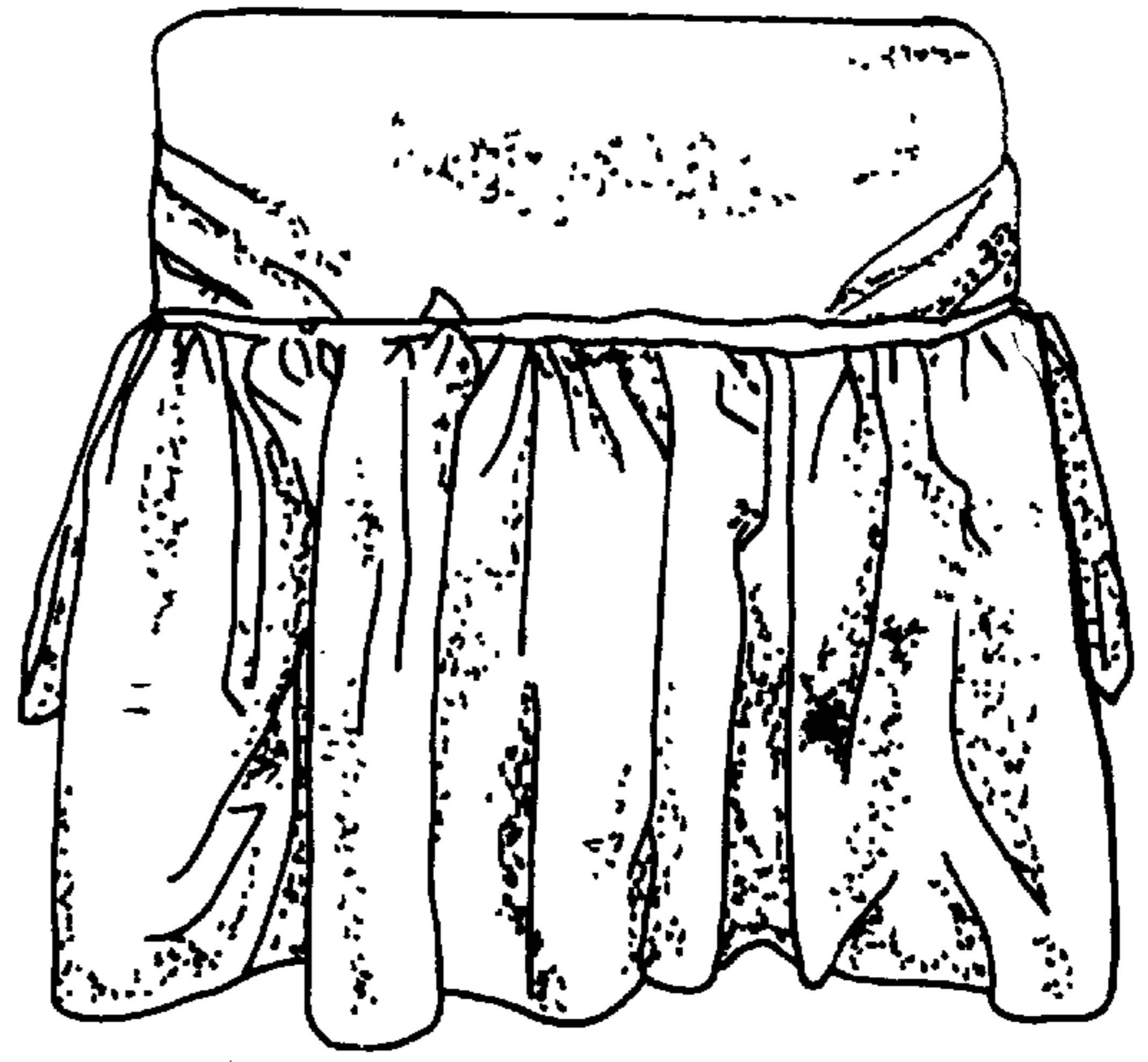


FIG. 4



FIG. 5



FIG. 6




FIG. 7




FIG. 8

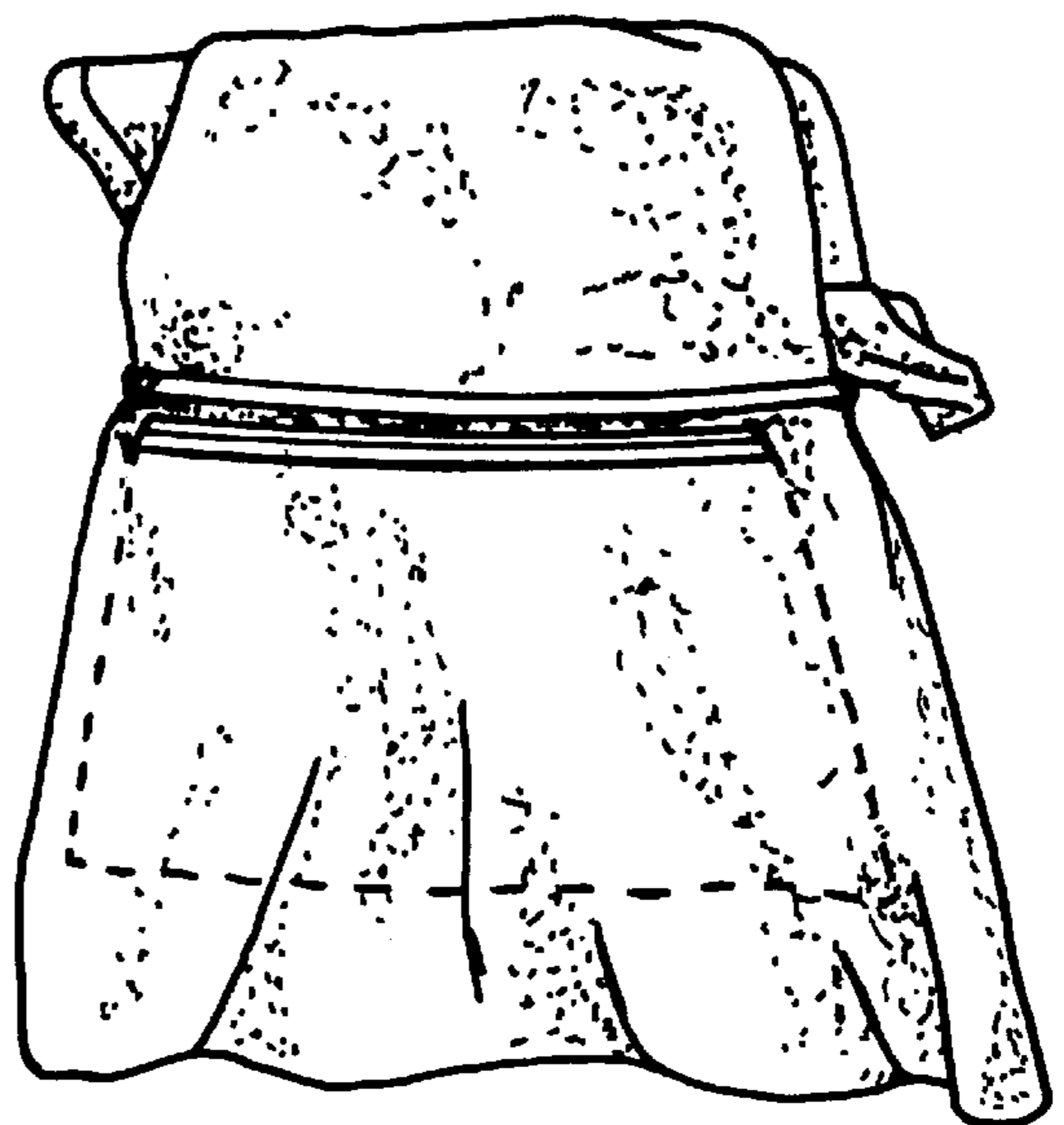


FIG. 9

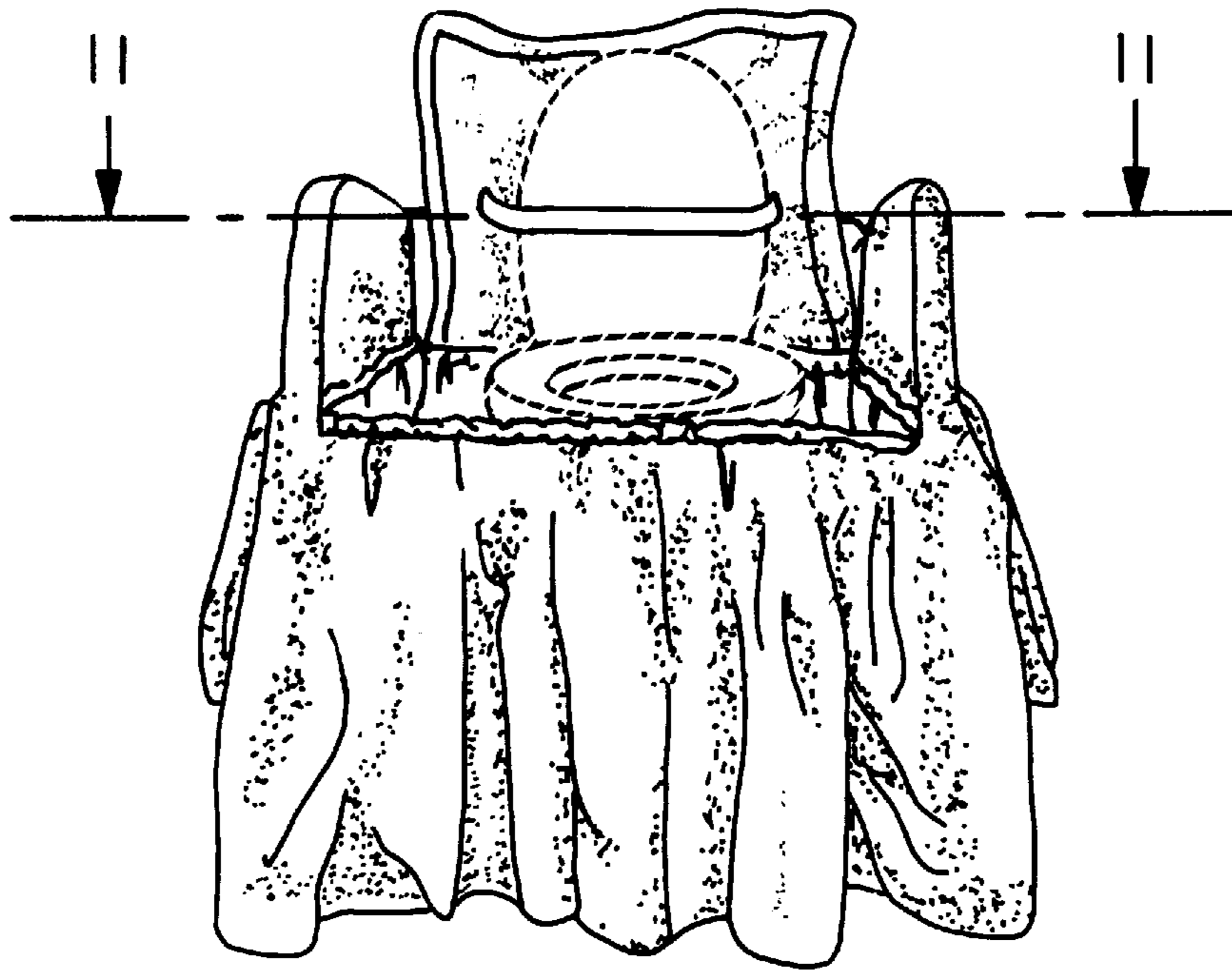


FIG. 10

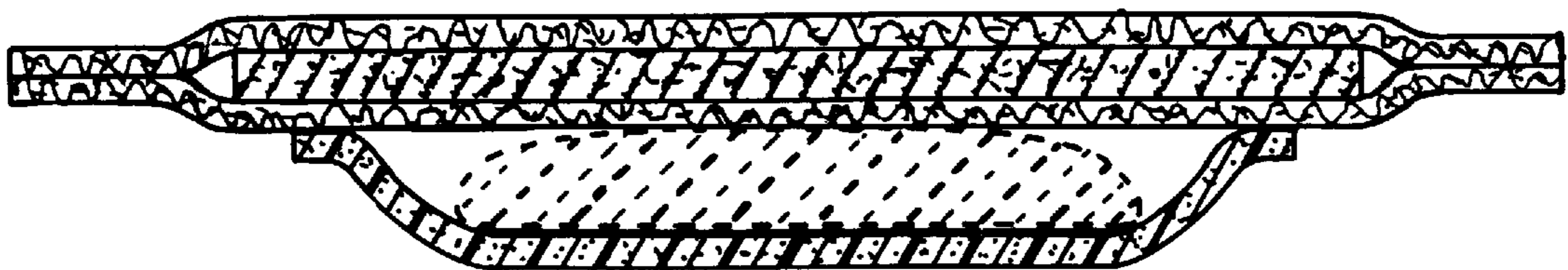


FIG. 11