



US00D421536S

# United States Patent [19] Sagol

[11] **Patent Number: Des. 421,536**

[45] **Date of Patent: \*\* Mar. 14, 2000**

[54] **TOP FOR A STORAGE CUPBOARD**

[75] Inventor: **Sami Sagol**, Ramat Hasharon, Israel

[73] Assignee: **Keter Plastic Ltd.**, Israel

[\*\*] Term: **14 Years**

[21] Appl. No.: **29/084,710**

[22] Filed: **Mar. 9, 1998**

[30] **Foreign Application Priority Data**

Sep. 10, 1997 [IL] Israel ..... 28539

[51] **LOC (6) Cl.** ..... **06-06**

[52] **U.S. Cl.** ..... **D6/491**

[58] **Field of Search** ..... D6/432-448, 491;  
D25/16; 312/204, 283, 284, 285-290

[56] **References Cited**

**U.S. PATENT DOCUMENTS**

- D. 330,814 11/1992 Reushel ..... D6/437
- D. 364,468 11/1995 Maple ..... D25/16
- D. 375,168 10/1996 Hunt et al. .... D25/16

- D. 375,169 10/1996 Hunt et al. .... D25/16
- D. 390,042 2/1998 Walters, III et al. .... D6/446 X
- D. 395,180 6/1998 Sagol ..... D6/446
- D. 405,540 2/1999 Maple ..... D25/16

*Primary Examiner*—Carmen H. Vales-Lado  
*Attorney, Agent, or Firm*—Friedman Siegelbaum, LLP


[57] **CLAIM**

The ornamental design for a top for a storage cupboard, as shown and described.

**DESCRIPTION**

FIG. 1 is a perspective view of a top for a storage cupboard showing my new design;  
FIG. 2 is a front elevational view thereof;  
FIG. 3 is a right side elevational view as seen when in use;  
FIG. 4 is a top plan view thereof;  
FIG. 5 is a rear elevational view thereof; and,  
FIG. 6 is a left side elevational view as seen when in use.  
The broken line showing of a storage cupboard is for illustrative purposes only and forms no part of the claimed design.

**1 Claim, 3 Drawing Sheets**






FIG. 1

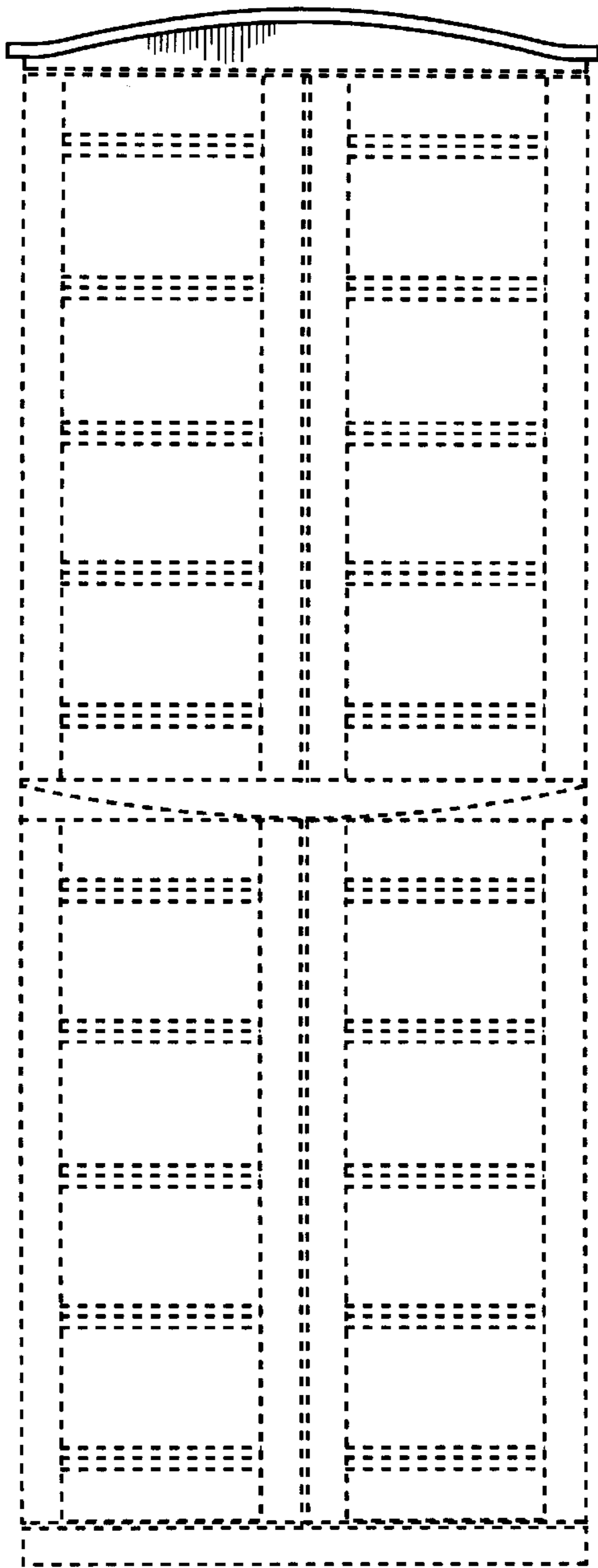


FIG. 2

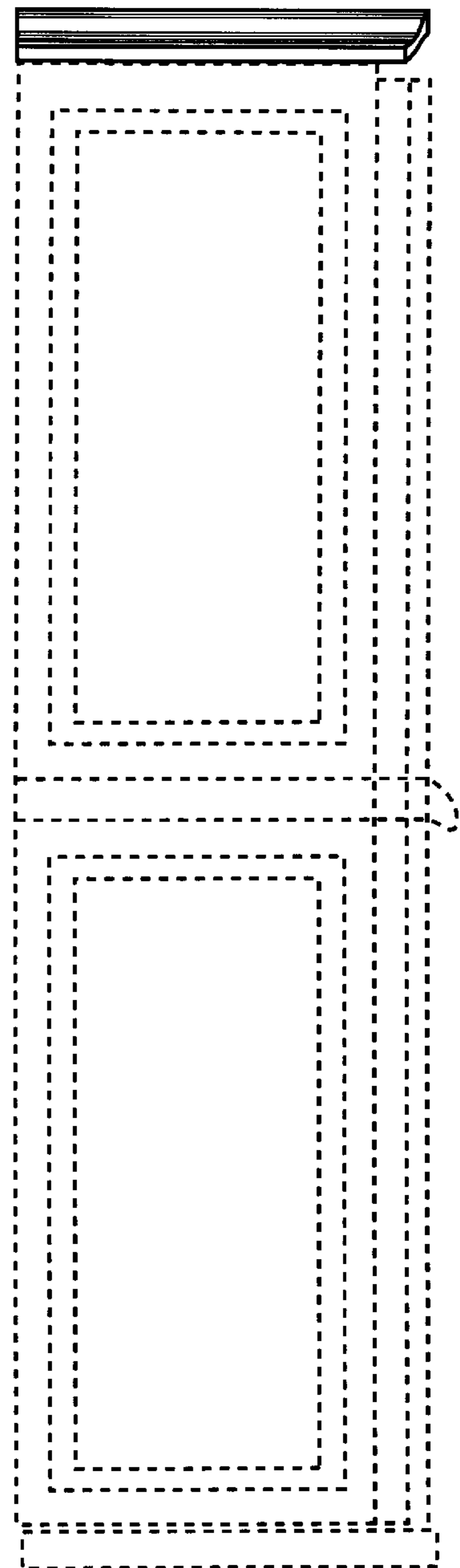
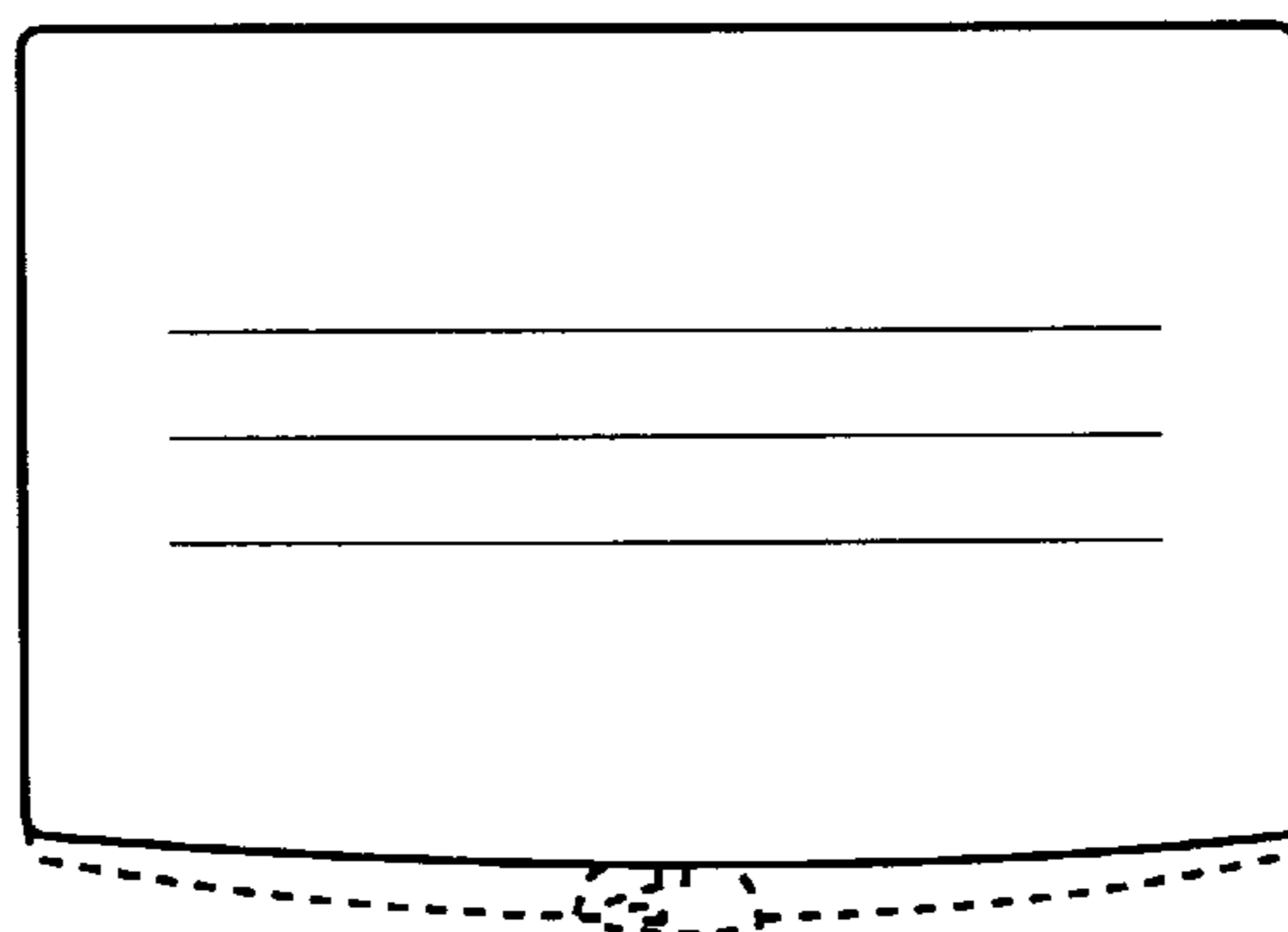


FIG. 3

FIG. 4



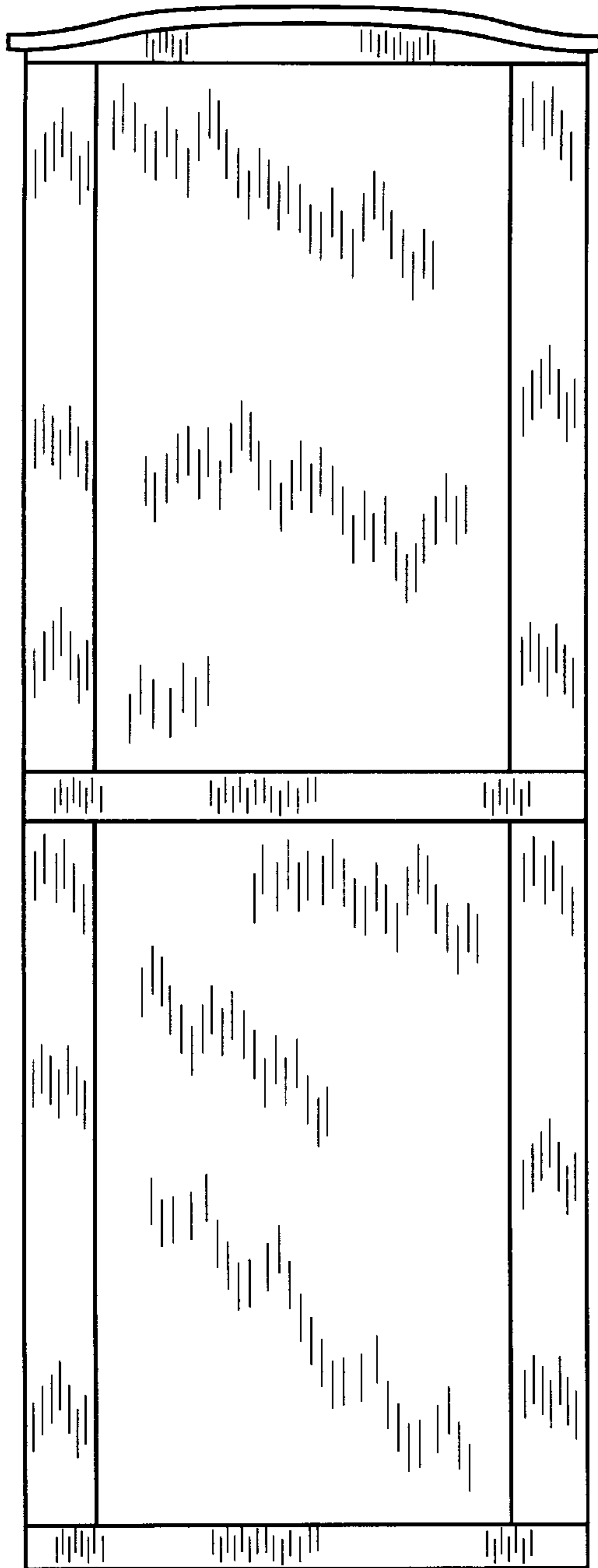


FIG. 5

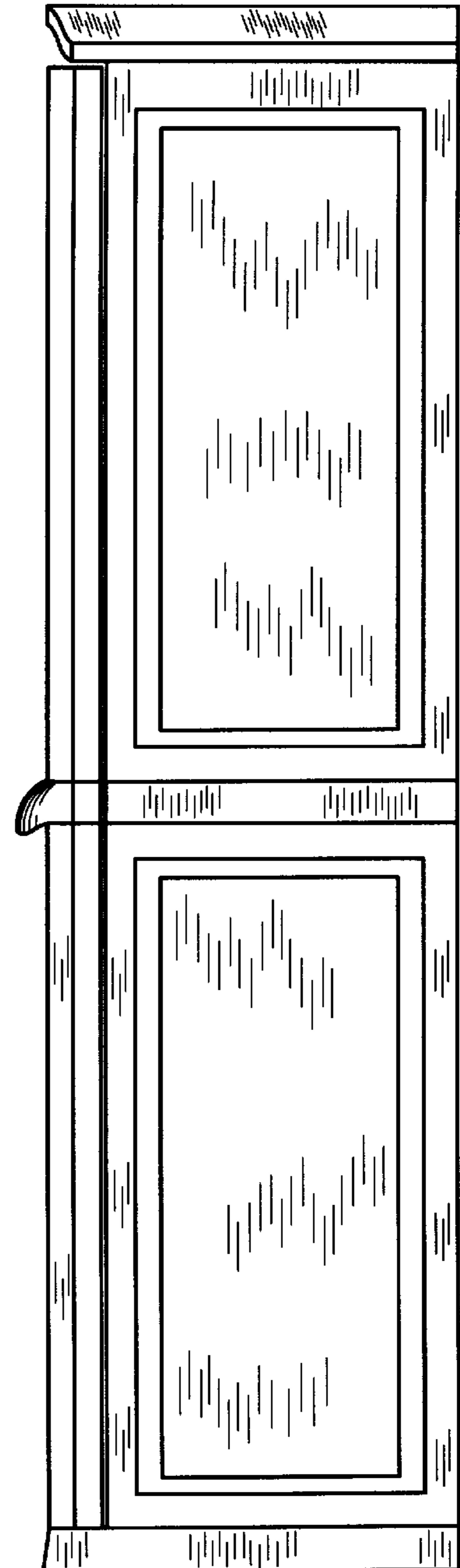


FIG. 6