



US00D421530S

# United States Patent [19] Hobson

[11] **Patent Number: Des. 421,530**  
[45] **Date of Patent: \*\* Mar. 14, 2000**

[54] **BICYCLE SEAT**

[76] Inventor: **Richard S. Hobson**, 6924 Canby Ave.,  
Suite 101, Reseda, Calif. 91335

[\*\*] Term: **14 Years**

[21] Appl. No.: **29/097,318**

[22] Filed: **Dec. 3, 1998**

[51] **LOC (6) Cl. .... 06-01**

[52] **U.S. Cl. .... D6/354**

[58] **Field of Search ..... D6/354; 297/195.1,  
297/195.12, 214, 219.11**

[56] **References Cited**

**U.S. PATENT DOCUMENTS**

- D. 27,616 8/1897 Rusch .
- D. 28,296 2/1898 Sager .
- D. 28,435 3/1898 Wheeler .
- D. 29,717 11/1898 Garford .
- D. 281,932 12/1985 Schneider ..... D6/354
- D. 407,910 4/1999 Terry ..... D6/354
- 537,376 4/1895 Wright .
- 557,132 3/1896 Prease .
- 563,063 6/1896 Pullman ..... 297/201
- 564,588 7/1896 Burgess .
- 576,192 2/1897 Hoyt .
- 591,330 10/1897 Downes .
- 593,331 11/1897 Noirit .
- 604,347 5/1898 Bray .
- 606,818 7/1898 Best .
- 608,089 7/1898 Wellmann .
- 608,682 8/1898 Jamieson .
- 619,204 2/1899 Moore .
- 620,620 3/1899 Upson .
- 621,148 3/1899 Reuter .
- 622,357 4/1899 Hitchcock .
- 629,956 8/1899 Craig .

- 635,598 10/1899 Rowe .
- 642,191 1/1900 Wright .
- 645,256 3/1900 Garford .
- 659,323 10/1900 Richmond .
- 2,200,541 5/1940 Chick ..... 128/84
- 3,243,231 3/1966 Duffy ..... 297/195
- 4,218,090 8/1980 Hoffacker ..... 297/214
- 4,877,286 10/1989 Hobson ..... 297/195
- 5,352,016 10/1994 Hobson ..... 297/201

**FOREIGN PATENT DOCUMENTS**

- 14766 7/1911 Denmark .
- 358,585 2/1906 France .
- 360,232 4/1906 France .
- 373,620 5/1907 France .
- 403,707 11/1909 France .
- 20112 8/1895 United Kingdom .
- 23321 2/1896 United Kingdom .
- 6424 6/1898 United Kingdom .
- 2380 12/1901 United Kingdom .

**OTHER PUBLICATIONS**

*American Bicyclist & Motorcyclist*, Nov. 1988.  
*Bicycling*, Jim Langley, Saddle Misery, Apr. 1992, pp.  
102-104, 106.

*Primary Examiner*—Melody N. Brown

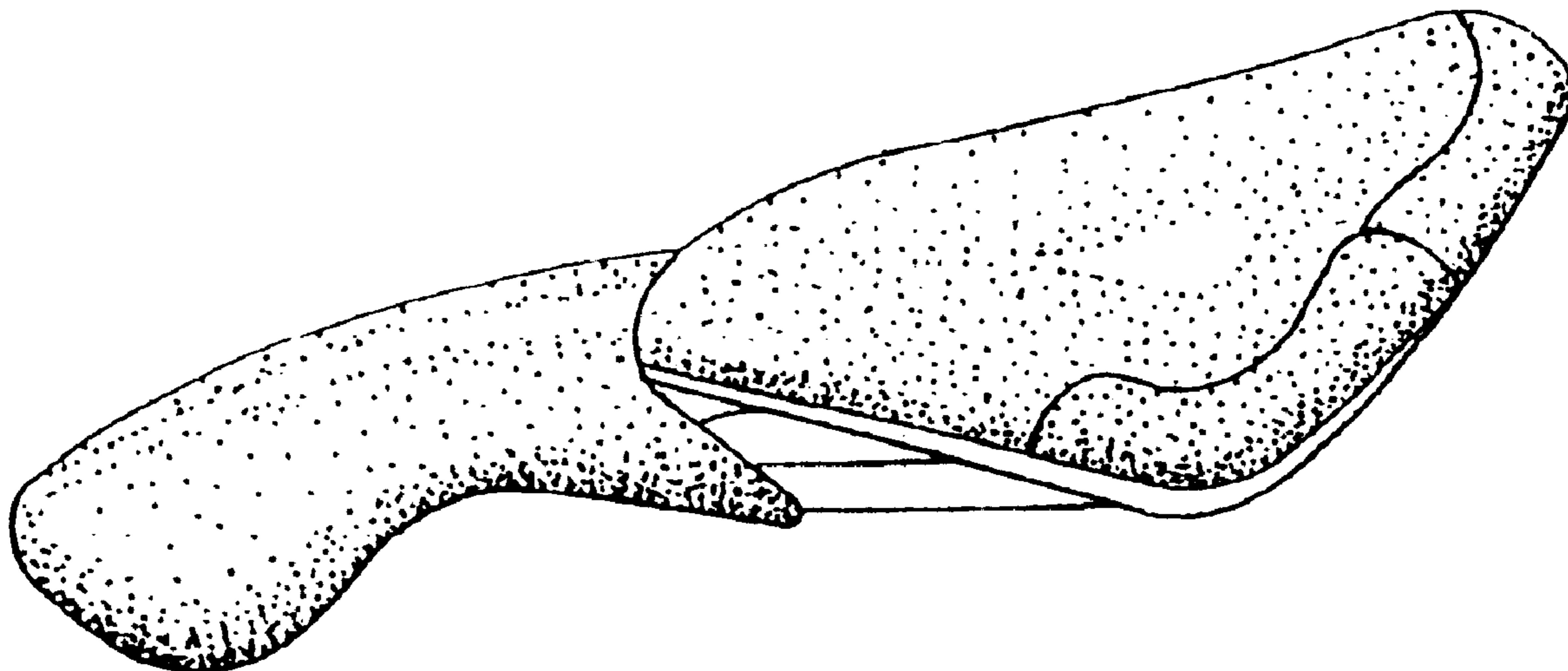
[57] **CLAIM**

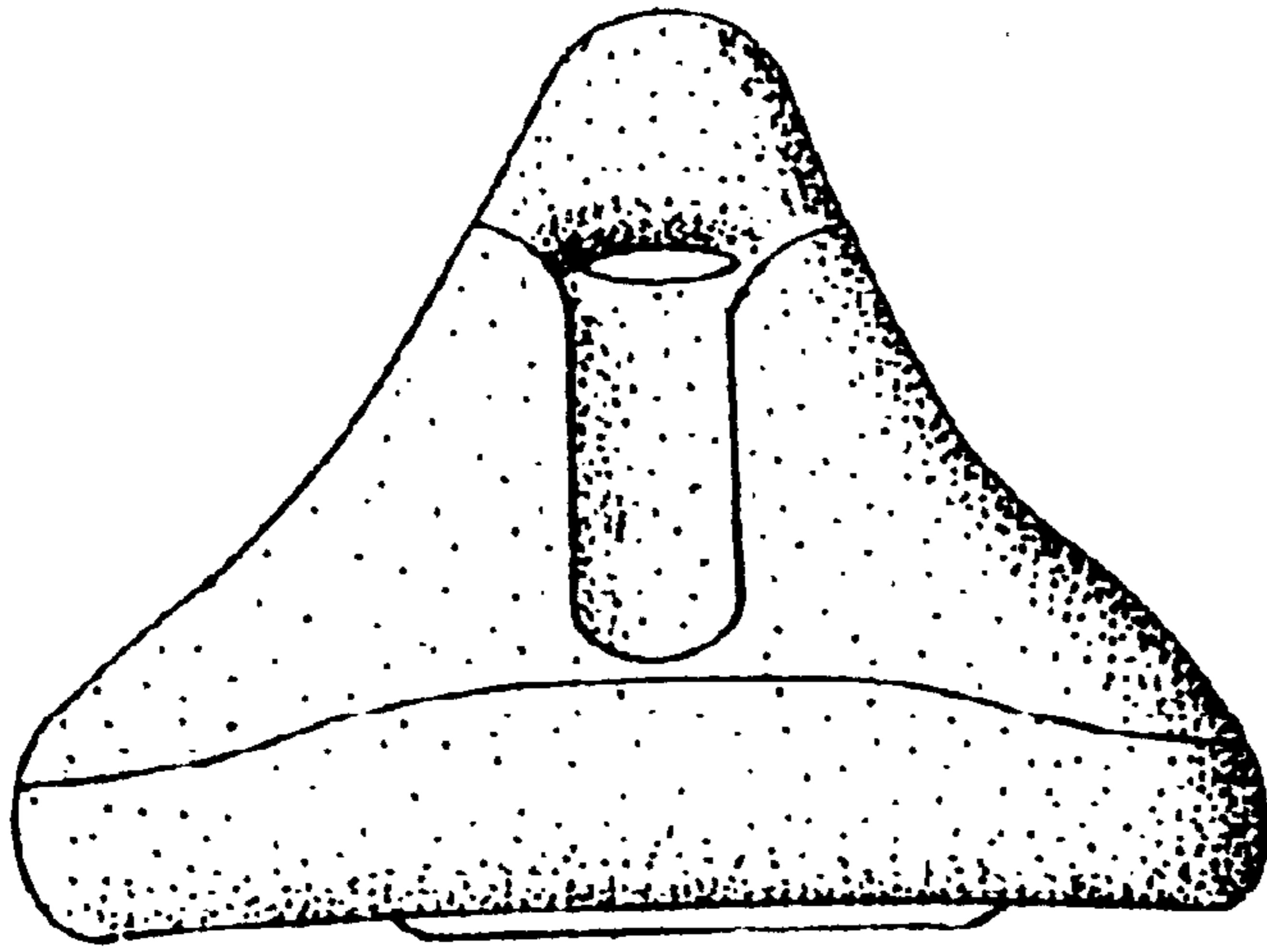
The ornamental design for a bicycle seat, as shown and described.

**DESCRIPTION**

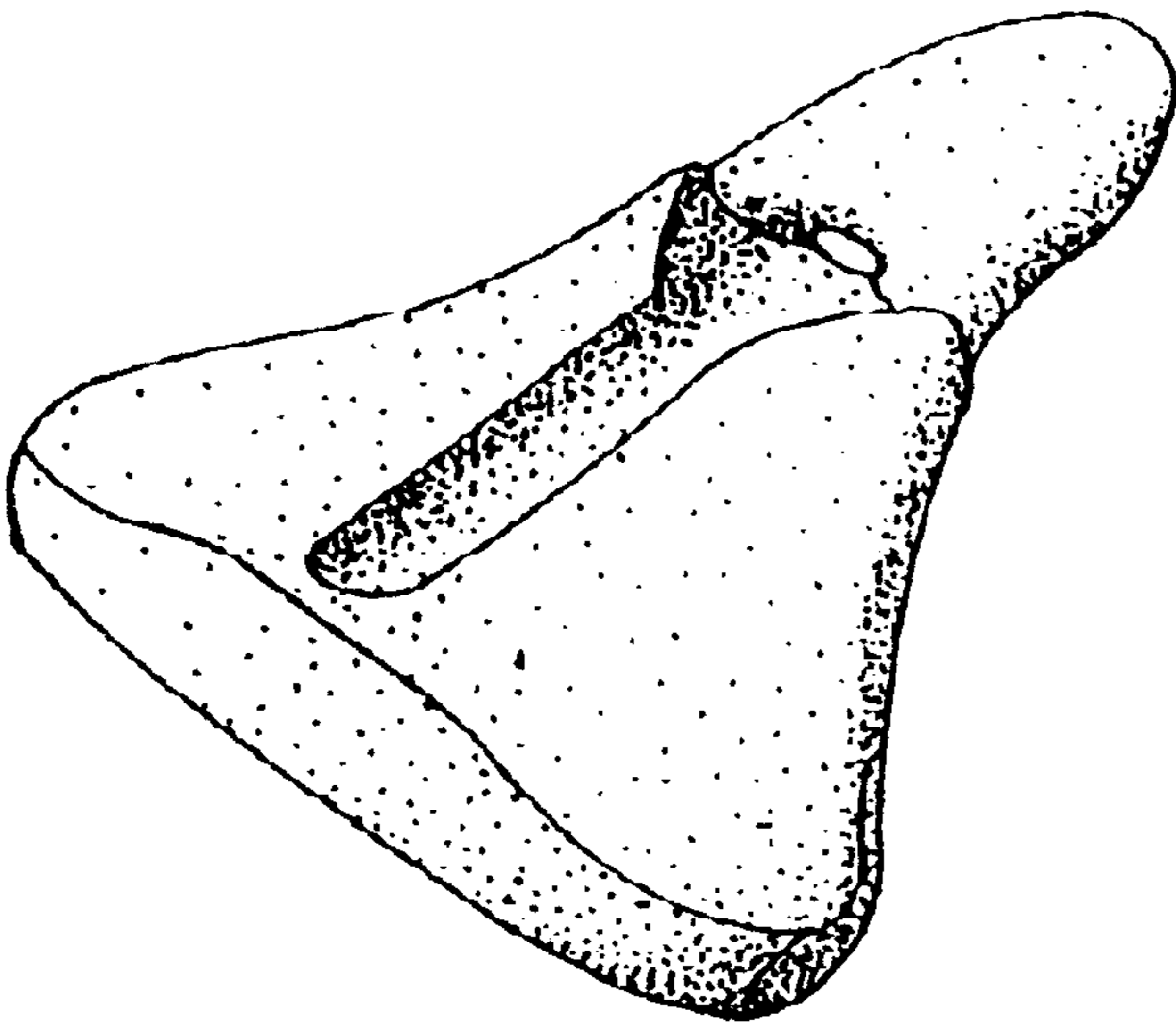
FIG. 1 is a rear elevational view of the present invention; FIG. 2 is a rear perspective view of the present invention; FIG. 3 is a top plan view of the present invention; and, FIG. 4 is a side elevational view of the present invention.

**1 Claim, 2 Drawing Sheets**

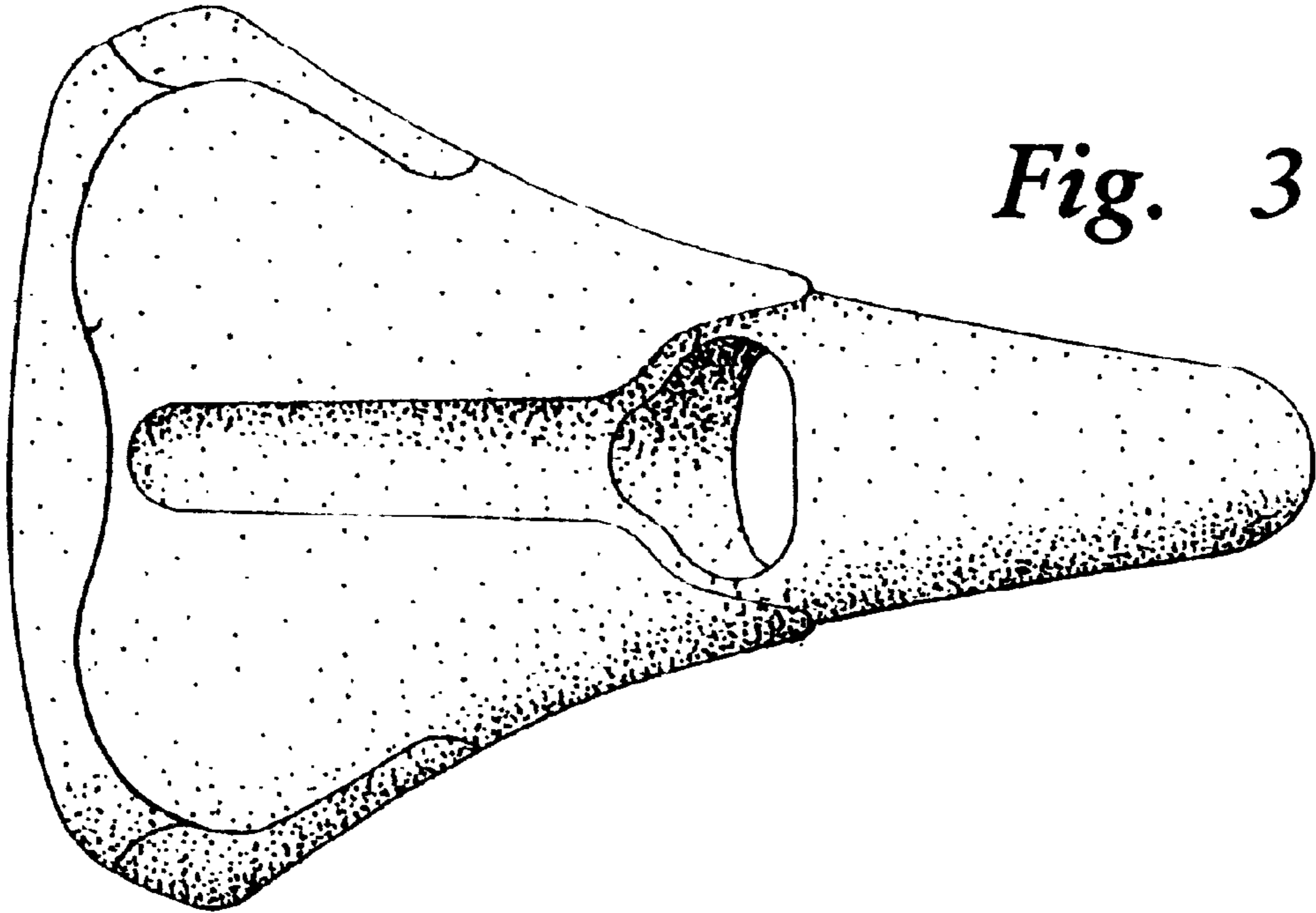




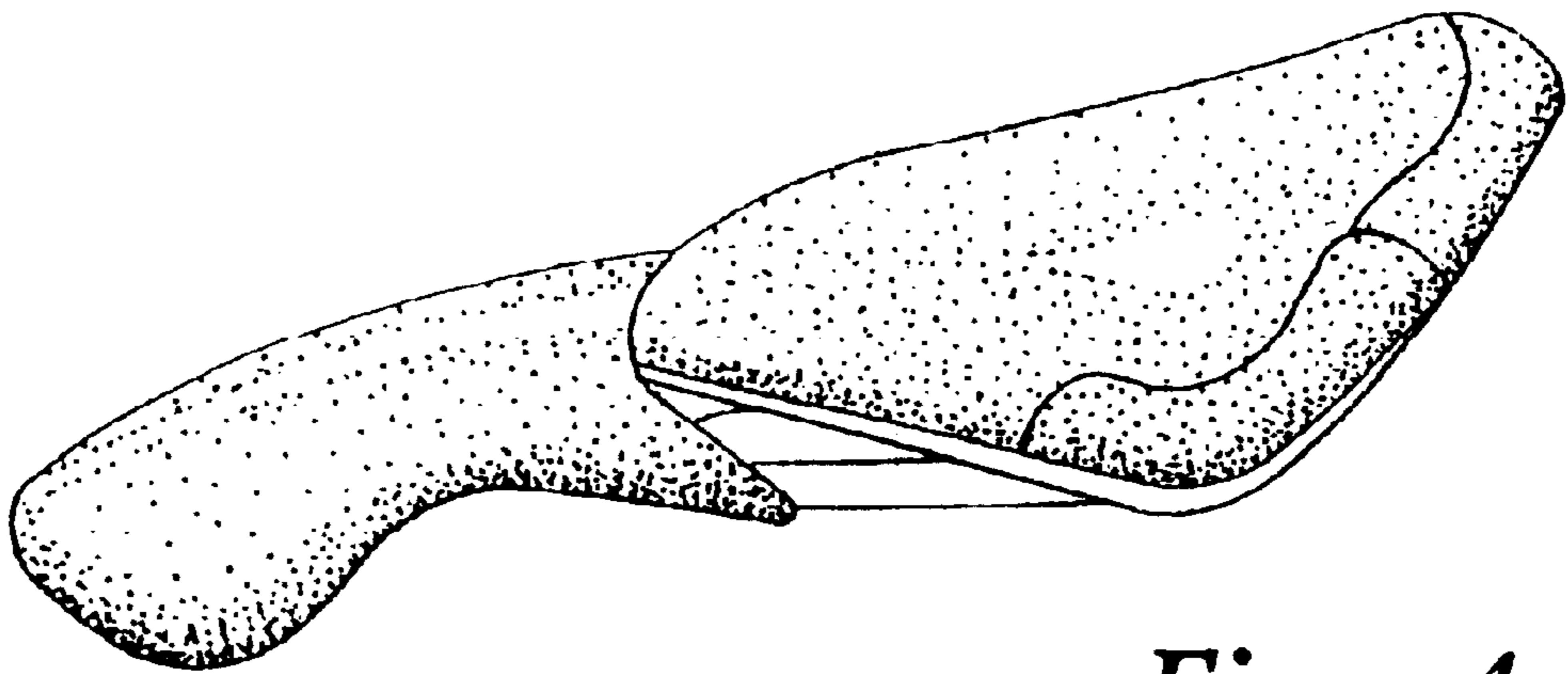
*Fig. 1*



*Fig. 2*



*Fig. 3*



*Fig. 4*