



US00D421525S

United States Patent [19]

Lee

[11] **Patent Number: Des. 421,525**

[45] **Date of Patent: ** Mar. 14, 2000**

[54] **BRIEFCASE**

[76] Inventor: **Li-Hwa Lee**, 13th Fl., No. 94, Sec. 1, Hsin-Tai Wu Rd., Hsichih Chen, Taipei Hsien, Taiwan

[**] Term: **14 Years**

[21] Appl. No.: **29/103,550**

[22] Filed: **Apr. 16, 1999**

[51] **LOC (6) Cl.** **03-01**

[52] **U.S. Cl.** **D3/276; D3/900**

[58] **Field of Search** D3/276, 281, 282, D3/291, 294, 900; 190/110, 111, 112, 113, 114, 115, 900

[56] **References Cited**

U.S. PATENT DOCUMENTS

D. 272,776	2/1984	Pelavin et al.	D3/900
D. 278,861	5/1985	Hasuike	D3/900
D. 291,624	9/1987	Bialo	D3/900
D. 300,988	5/1989	Melk	D3/900
D. 303,455	9/1989	Uchiyama	D3/900

D. 319,731	9/1991	Teynolds, Jr. et al.	D3/900
D. 325,819	5/1992	Lee	D3/900
D. 329,134	9/1992	Tokuda et al.	D3/900
D. 329,138	9/1992	Hsieh	D3/900
D. 331,663	12/1992	Roncato	D3/900
D. 353,713	12/1994	Kumashiro	D3/900
D. 401,408	11/1998	Sun et al.	D3/900

Primary Examiner—Philip S. Hyder
Attorney, Agent, or Firm—Thomas, Kayden, Horstemeyer & Risley, L.L.P.


[57] **CLAIM**

The ornamental design for a briefcase, as shown.

DESCRIPTION

FIG. 1 is a perspective view of a briefcase showing my new design;
FIG. 2 is a front view thereof;
FIG. 3 is a rear view thereof;
FIG. 4 is a left side view thereof;
FIG. 5 is a right side view thereof;
FIG. 6 is a top view thereof; and,
FIG. 7 is a bottom view thereof.

1 Claim, 3 Drawing Sheets



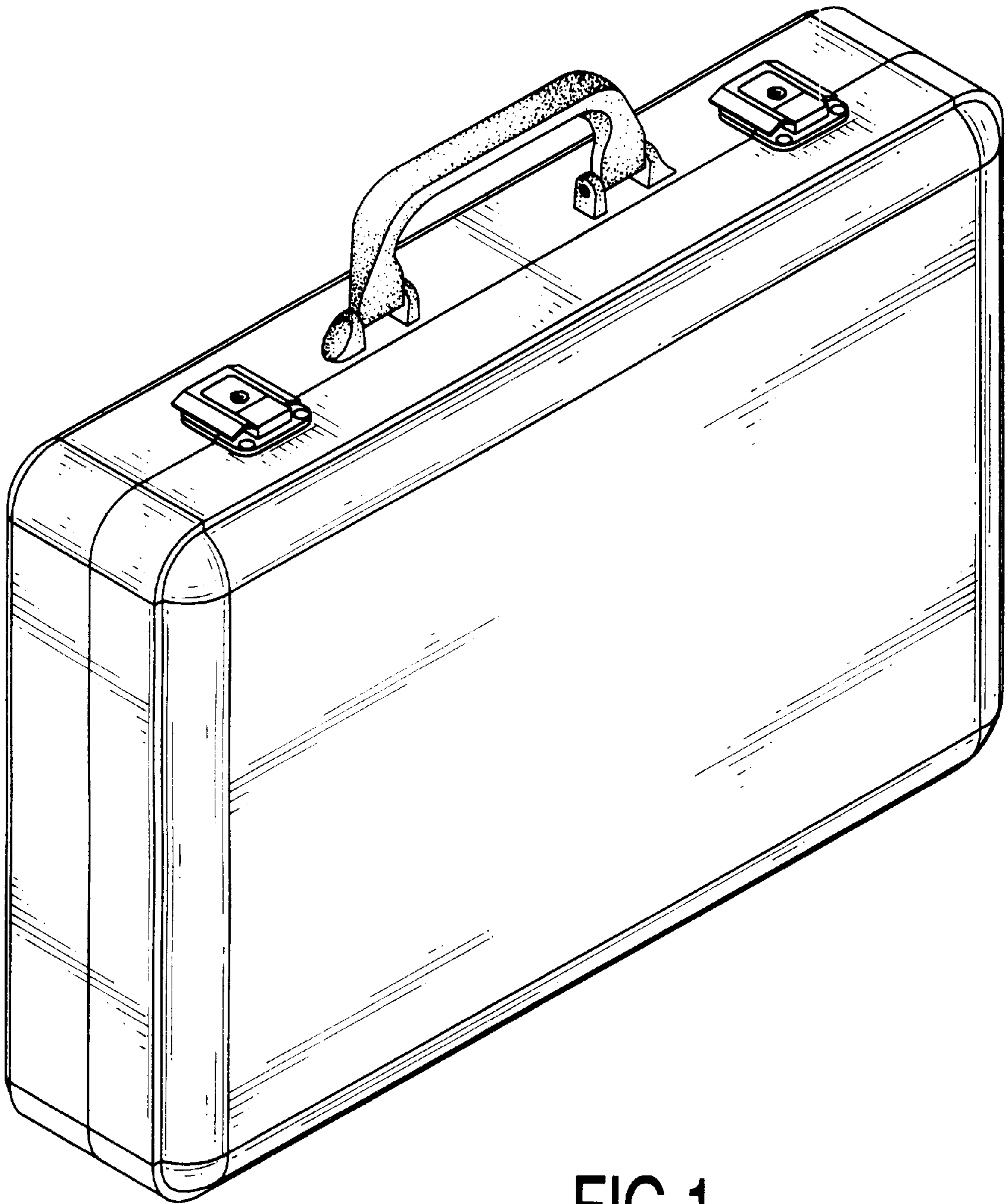


FIG.1




FIG.2




FIG.3

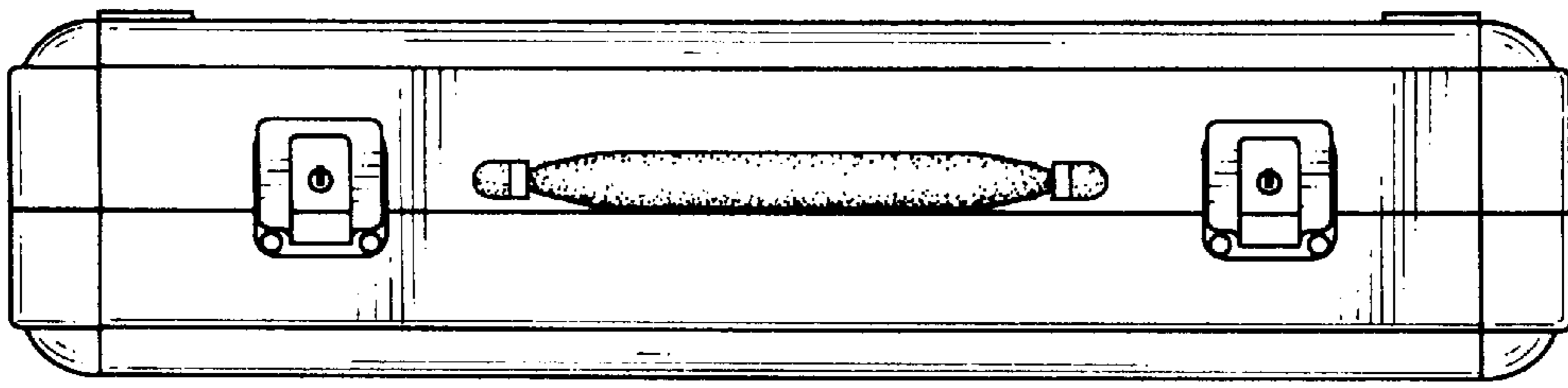


FIG.6




FIG.7




FIG.4




FIG.5