



US00D421523S

# United States Patent [19] Freyer

[11] Patent Number: Des. 421,523

[45] Date of Patent: \*\* Mar. 14, 2000

[54] TRANSPARENT BACK PACK

[76] Inventor: Linda S Freyer, 9788 Deerfield Dr., North Huntington, Pa. 15642

[\*\*] Term: 14 Years

[21] Appl. No.: 29/100,813

[22] Filed: Feb. 18, 1999

[51] LOC (6) Cl. .... 03-01

[52] U.S. Cl. .... D3/217; D3/216

[58] Field of Search ..... D3/216, 217; 224/148.1, 224/148.7, 153, 191, 155

[56] **References Cited**

U.S. PATENT DOCUMENTS

D. 249,594	9/1978	Stewart	.....	D3/217
D. 284,332	6/1986	Lowe et al.	.....	D3/217
D. 351,943	11/1994	Young	.....	D3/216
D. 381,704	7/1997	Li	.....	D3/217
D. 402,460	12/1998	Moor	.....	D3/217
4,085,873	4/1978	Schweitzer	.....	224/153
4,375,828	3/1983	Biddison	.....	224/153

4,923,104	5/1990	Rice et al.	.....	224/155
5,222,642	6/1993	Solarz	.....	224/191

Primary Examiner—Celia Murphy

[57] **CLAIM**

I claim the ornamental design for a transparent back pack, as shown and described.

**DESCRIPTION**

FIG. 1 is a front elevational view of the transparent back pack of the present invention;

FIG. 2 is a rear elevational view of the transparent back pack of FIG. 1;

FIG. 3 is a left side elevational view of the transparent back pack of FIG. 1, the right side elevational view being a mirror image thereof;

FIG. 4 is a top plan view of the transparent back pack of FIG. 1; and,

FIG. 5 is a bottom plan view of the transparent back pack of FIG. 1.

The broken lines shown throughout the figures is representative of backstitching.

1 Claim, 2 Drawing Sheets

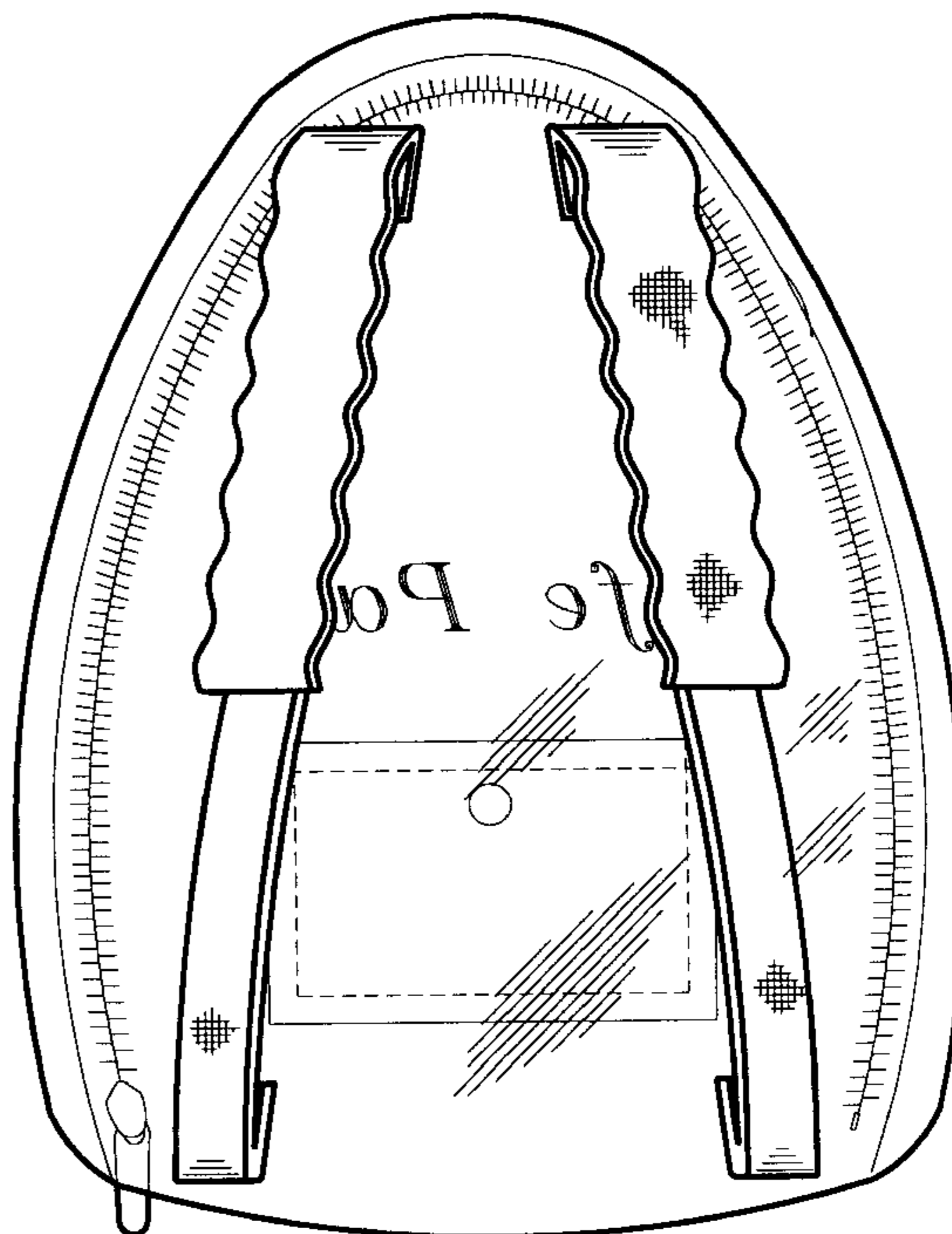





FIG. 1

FIG. 5



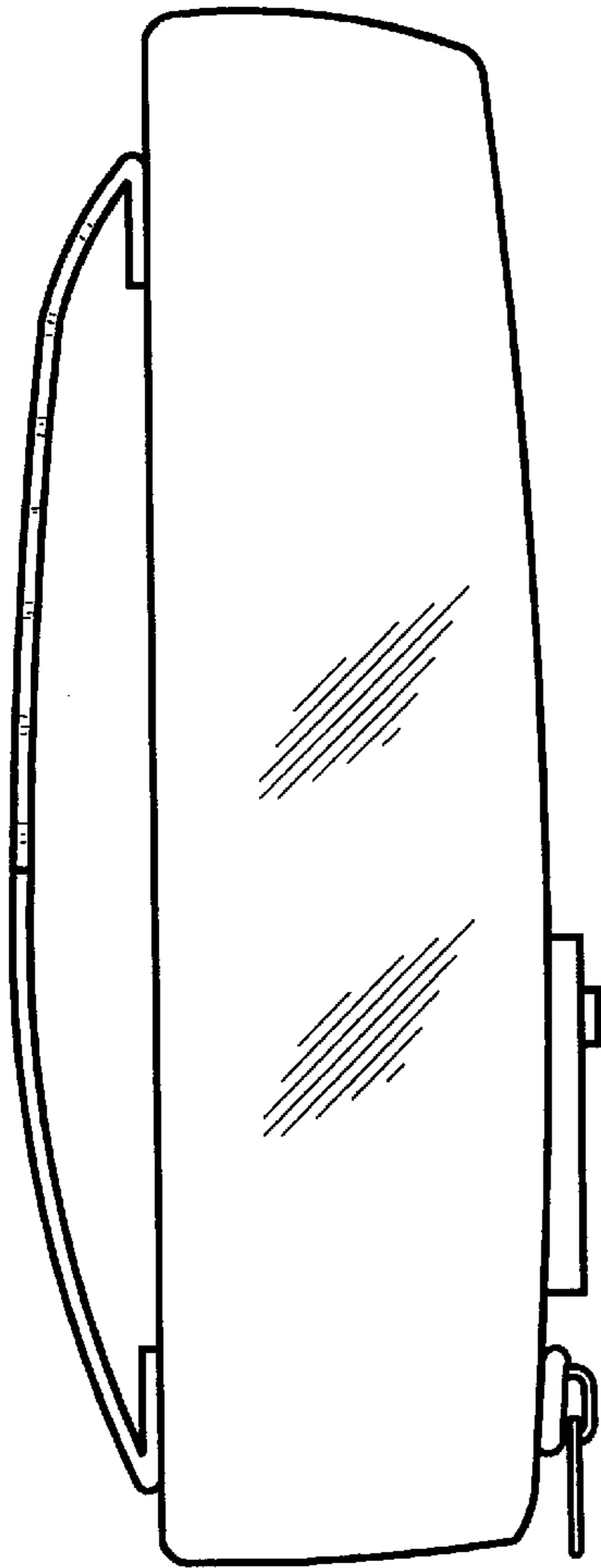


FIG. 3

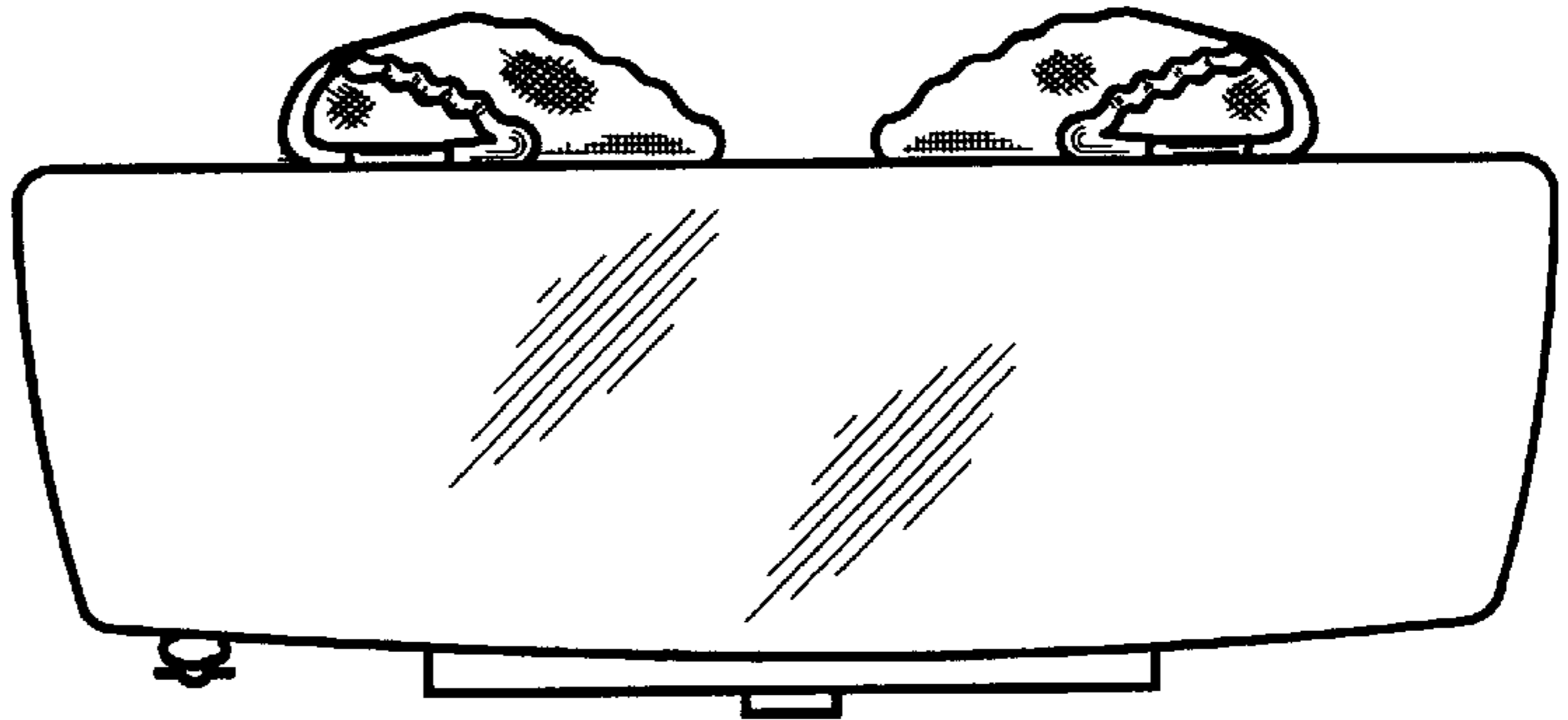


FIG. 4

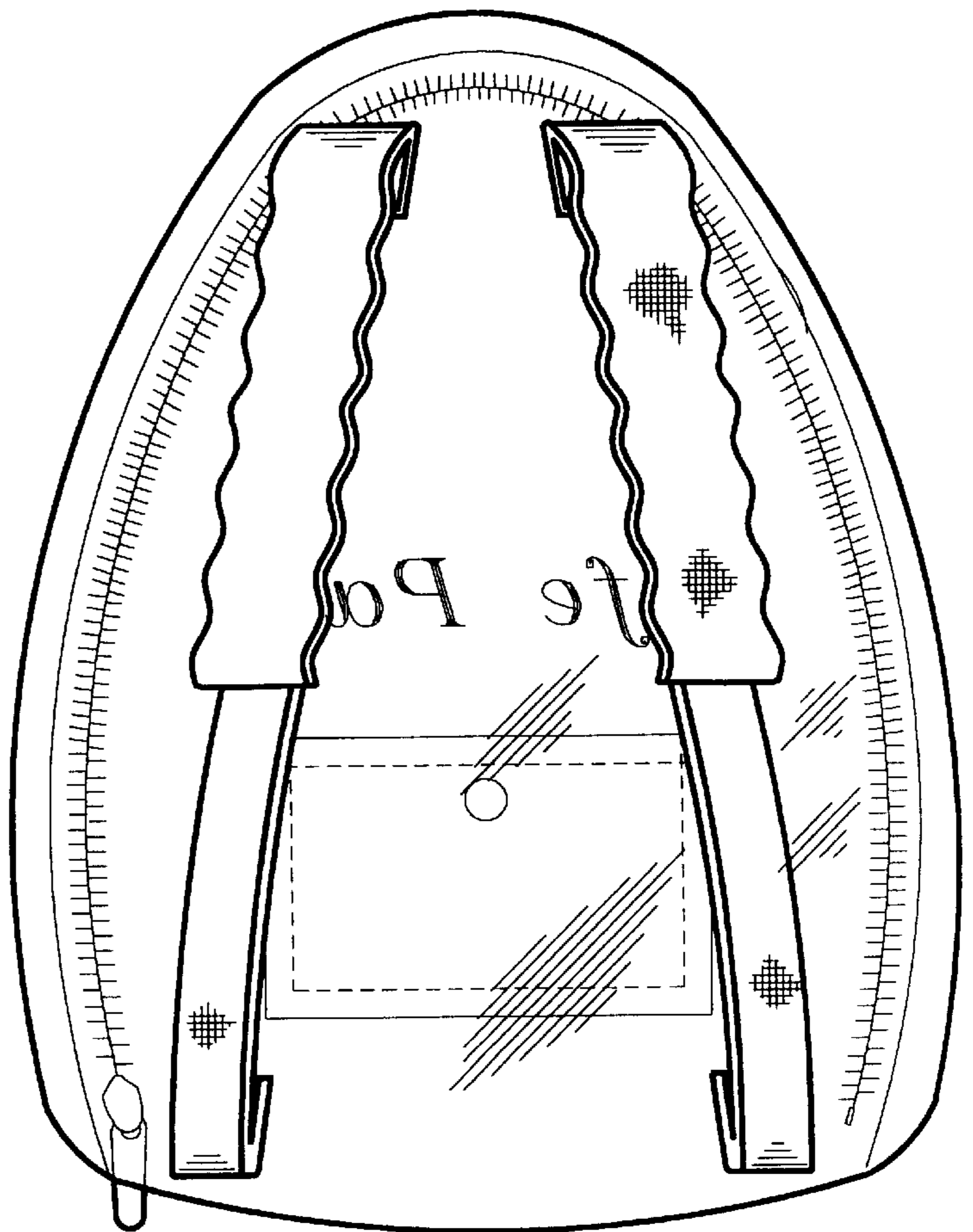


FIG. 2