



US00D421520S

United States Patent [19]

Lawrence et al.

[11] **Patent Number: Des. 421,520**

[45] **Date of Patent: ** Mar. 14, 2000**

[54] FLORAL T-BAR FOR A THONG

[75] Inventors: **Bonny Lawrence**, 41 Donna Buang St., Camberwell, Melbourne, Victoria, Australia, 3124; **Michael Anthony Burge**, Melbourne, Australia

[73] Assignees: **Bonny Lawrence; Michael Burge**, both of Melbourne, Australia

[**] Term: **14 Years**

[21] Appl. No.: **29/083,563**

[22] Filed: **Jan. 10, 1998**

[30] Foreign Application Priority Data

Jul. 7, 1997 [AU] Australia M092212

[51] **LOC (6) Cl.** **02-04**

[52] **U.S. Cl.** **D2/916; D2/917; D2/898; D2/897; D2/969**

[58] **Field of Search** **D2/916, 917, 918, D2/897, 926, 969, 898; 36/11.5, 94**

[56] References Cited

U.S. PATENT DOCUMENTS

D. 25,236	3/1896	Authier	D2/897
D. 97,282	10/1935	Gustin	D2/926
D. 143,687	1/1946	Vivier	D2/897
D. 163,792	7/1951	Cohn	D2/916
D. 176,886	2/1956	Russell	D2/916
D. 278,946	5/1985	Chen	D2/917

FOREIGN PATENT DOCUMENTS

1225792 7/1960 France 36/11.5

OTHER PUBLICATIONS

Shoes by Linda O’Keeffe, ©1996 p. 70. Floral Sandal by Figueroa, 1994.

Boot and Shoe Recorder, Mar. 15, 1961, p. 50. Top. Thong. Hosiery and Underwear Review, Sep. 1967 p. 11 Right Thong Sandal. D2/917.

Primary Examiner—Louis S. Zarfes

Assistant Examiner—G. Andoll

[57] CLAIM

The ornamental design for a floral T-bar for a thong as shown and described.

DESCRIPTION

FIG. 1 is a top plan view of the floral T-bar for a thong, showing our new design;

FIG. 2 is a right side elevation view thereof;

FIG. 3 is a front elevation view thereof;


FIG. 4 is a top, rear and left perspective view thereof; and, FIG. 5 is a bottom plan view thereof.

The broken line showing of the thong base in the Figures is for illustrative purposes only and forms no part of the claimed design.

The broken lines which define the bounds of the claimed design form no part thereof.

The surfaces of the article not shown in the drawing or described in the specification forms no part of the claimed design.

1 Claim, 5 Drawing Sheets






FIG. 1




FIG. 2




FIG. 3




FIG.4

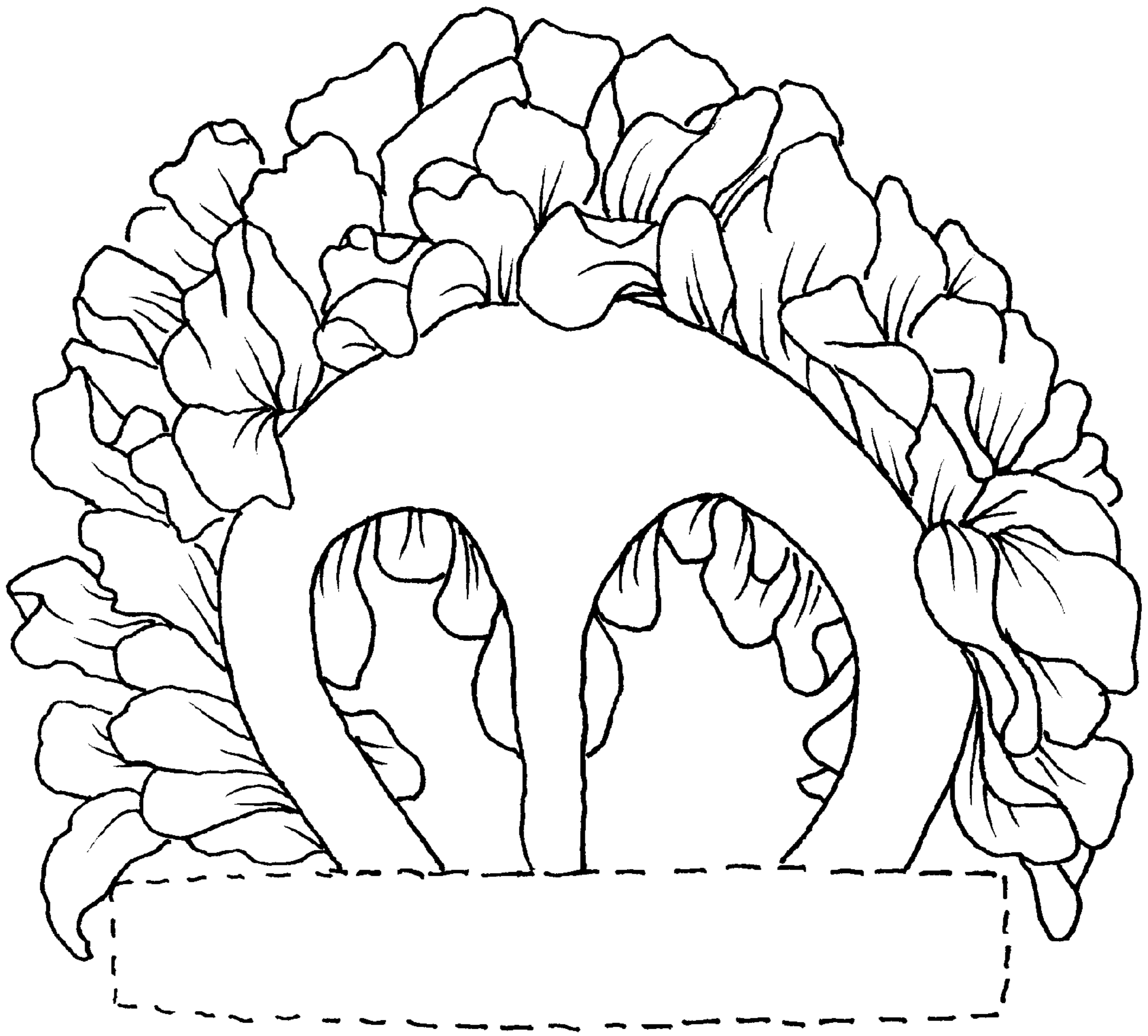


FIG. 5