



US00D421510S

United States Patent [19]

Bionde et al.

[11] Patent Number: **Des. 421,510**

[45] Date of Patent: **** Mar. 7, 2000**

[54] **PET TOY WITH THE FACE OF A TIGER**

[75] Inventors: **Maria L. Bionde; Michael F. Hasbany**, both of Dallas, Tex.

[73] Assignee: **Dallas Manufacturing Co., Inc.**, Dallas, Tex.

[**] Term: **14 Years**

[21] Appl. No.: **29/088,680**

[22] Filed: **May 29, 1998**

[51] **LOC (6) Cl.** **30-99**

[52] **U.S. Cl.** **D30/160; D6/598**

[58] **Field of Search** **D30/160; D6/597, D6/598, 601-619; D21/460, 576-577, 596, 604, 616, 618, 654-655, 659; 446/256, 269, 279, 289, 368, 97, 268, 369; 119/706-711**

[56] **References Cited**

U.S. PATENT DOCUMENTS

D. 51,246	9/1917	Turner	D21/655
D. 69,922	4/1926	Thompson	D21/577
D. 216,997	3/1970	Klamer	D21/618
D. 221,559	8/1971	Frifogle	D30/160
D. 230,747	3/1974	Dunlap	D21/596
D. 243,736	3/1977	Ishizuka	D6/598
D. 284,056	6/1986	Kinsley	D6/601
D. 284,685	7/1986	Fabricant	D21/618
D. 288,585	3/1987	Shaffer et al.	D21/618
D. 298,445	11/1988	Albert	D21/604
D. 369,053	4/1996	Keller	D6/598

D. 371,872	7/1996	Petersen	D30/160
D. 374,520	10/1996	Plunk	D30/160
D. 374,748	10/1996	Plunk	D30/160
D. 403,368	12/1998	Brown	D21/576
5,078,637	1/1992	McFarland	.	
5,237,961	8/1993	Sarullo	119/709

OTHER PUBLICATIONS

Doctors Foster & Smith catalog; p. 63; #V20-3388 plush lion animal toy.

Doctors Foster & Smith catalog; p. 12; #6L-7265 soft bite lion animal toy.

Doctors Foster & Smith catalog; p. 12; #'s 6L-1476, 1479, 1477 & 1478—Wild Things fetch and chew animal toy.

Primary Examiner—Cathy Anne MacCormac

Attorney, Agent, or Firm—Sheppard, Mullin, Richter & Hampton LLP

[57] **CLAIM**

We claim the ornamental design for a pet toy with the face of a tiger, as shown and described.

DESCRIPTION

FIG. 1 is a front view of a pet toy with the face of a tiger showing our new design;



FIG. 2 is a left side elevational view thereof, the right side being a mirror image;

FIG. 3 is a top plan view thereof;

FIG. 4 is a top plan rear elevational view thereof; and,

FIG. 5 is a bottom plan view thereof.

1 Claim, 2 Drawing Sheets






FIG. 2

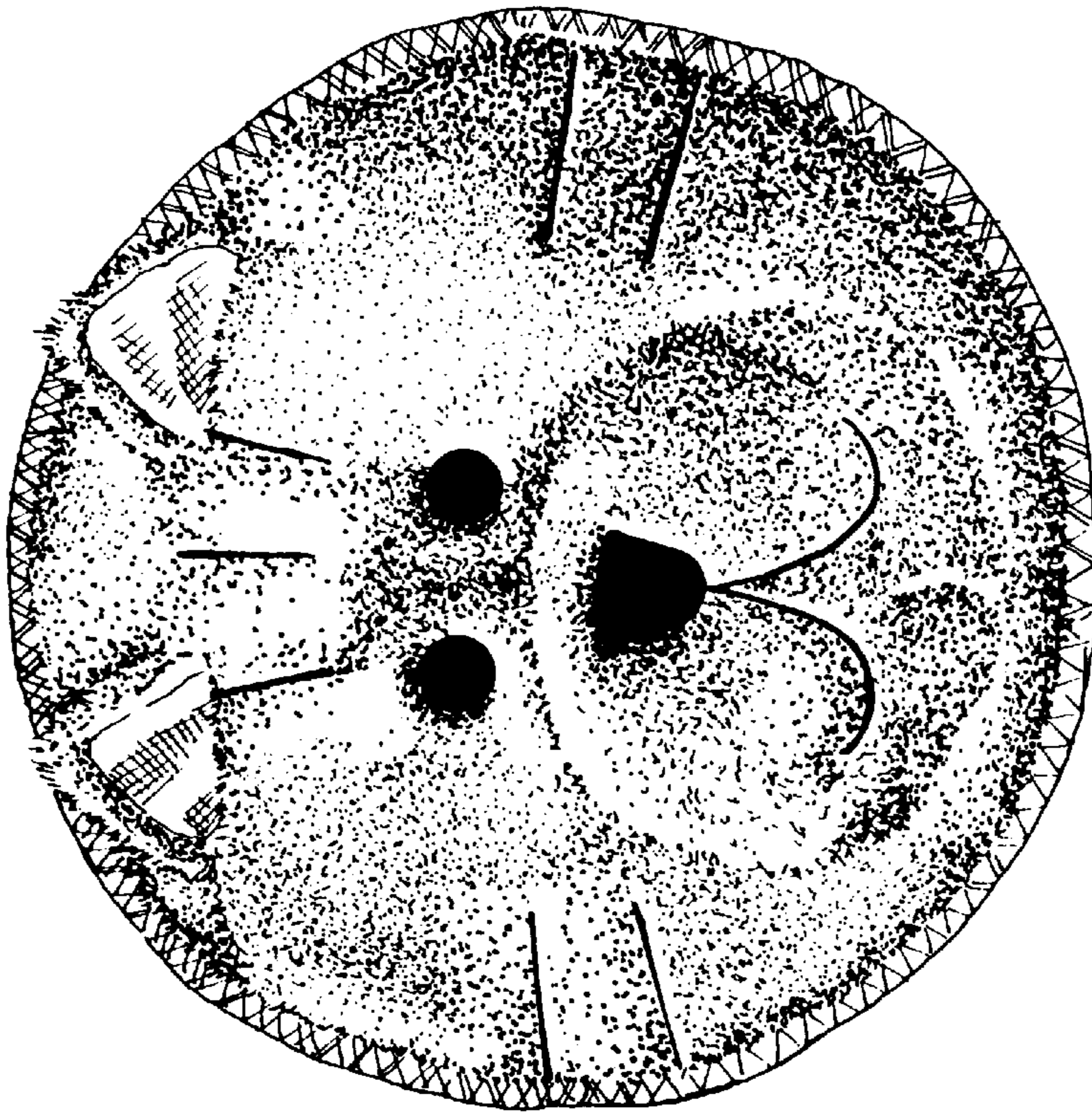


FIG. 1




FIG. 3

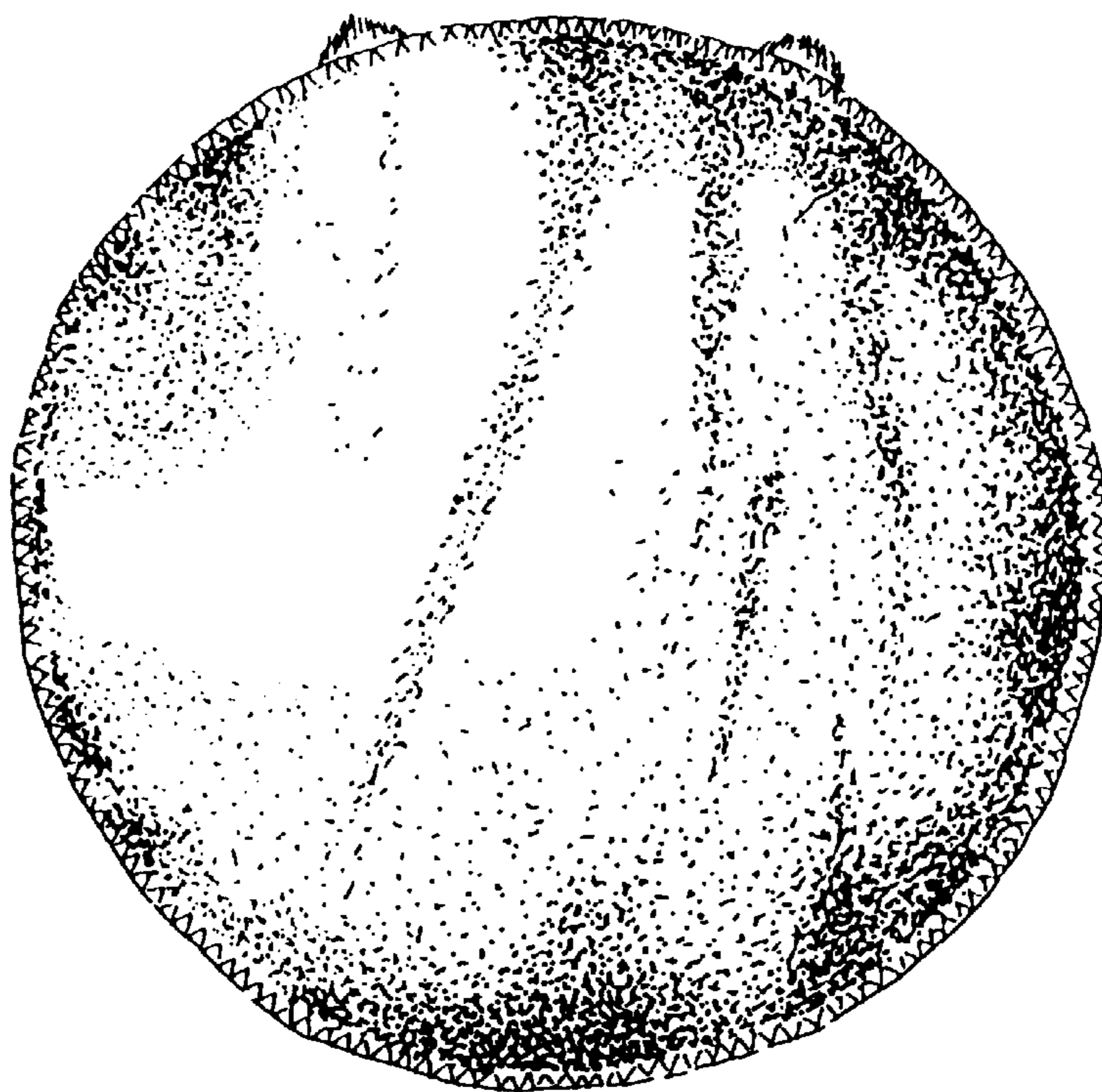


FIG. 4




FIG. 5