



US00D421508S

United States Patent [19]
Moreno

[11] **Patent Number: Des. 421,508**
[45] **Date of Patent: ** Mar. 7, 2000**

[54] **HAIR STYLING BRUSH ATTACHMENT FOR HOT AIR BLOW DRYERS**

[76] Inventor: **Olga L. Moreno**, Moreno's Barber & Beauty Supply, P.O. Box 1311, Brownsville, Tex. 78522-1311

[**] Term: **14 Years**

[21] Appl. No.: **29/099,532**

[22] Filed: **Jan. 22, 1999**

Related U.S. Application Data

[62] Division of application No. 29/075,770, Aug. 22, 1997.

[51] **LOC (6) Cl.** **28-03**

[52] **U.S. Cl.** **D28/18; D4/128**

[58] **Field of Search** D28/12, 13, 15, D28/18, 35; D4/100, 102, 116, 128, 133; 34/96-98; 132/212, 223, 226-229, 262, 268, 269, 271, 272; 392/380, 383, 384; 219/222, 225

[56] **References Cited**

U.S. PATENT DOCUMENTS

D. 251,638	4/1979	Ergaver et al.	D4/128
D. 251,809	5/1979	Harigai	D28/13
D. 270,954	10/1983	Mizobata et al.	D28/35
D. 294,527	3/1988	Oberheim	D28/35
D. 334,666	4/1993	Bell et al.	D4/116 X
D. 386,816	11/1997	Seifert	D28/18
1,208,713	12/1916	Roland .	
3,173,428	3/1965	Postel .	
3,854,489	12/1974	Doyle et al. .	
3,890,984	6/1975	Lesetar	15/23 X
3,973,528	8/1976	Walter et al.	132/120
4,013,083	3/1977	Helbling .	
4,023,578	5/1977	Buhler .	
4,197,608	4/1980	Holley et al.	15/27

4,217,915	8/1980	Gress et al.	132/118 X
4,419,565	12/1983	Mc Graw	219/222
4,564,032	1/1986	Araki	132/232
4,625,738	12/1986	Skovdal et al.	132/9
5,365,880	11/1994	South	132/116 X

FOREIGN PATENT DOCUMENTS

646672	7/1928	France	15/23
2502821	7/1976	Germany	392/379

OTHER PUBLICATIONS

Belson® Professional Brochure, 1997, item Nos. A-H, J+K. J& D Beauty Products Catalog, p. 45, 1997. Salon Edition® Brochure, 1997, item Nos. 8073, 1414, 8060, 8099 & 1423. Jetaire™ Stock No. AD118 User Instructions (undated).

Primary Examiner—Ted Shooman
Assistant Examiner—C. Tuttle
Attorney, Agent, or Firm—Madan & Morris, PC

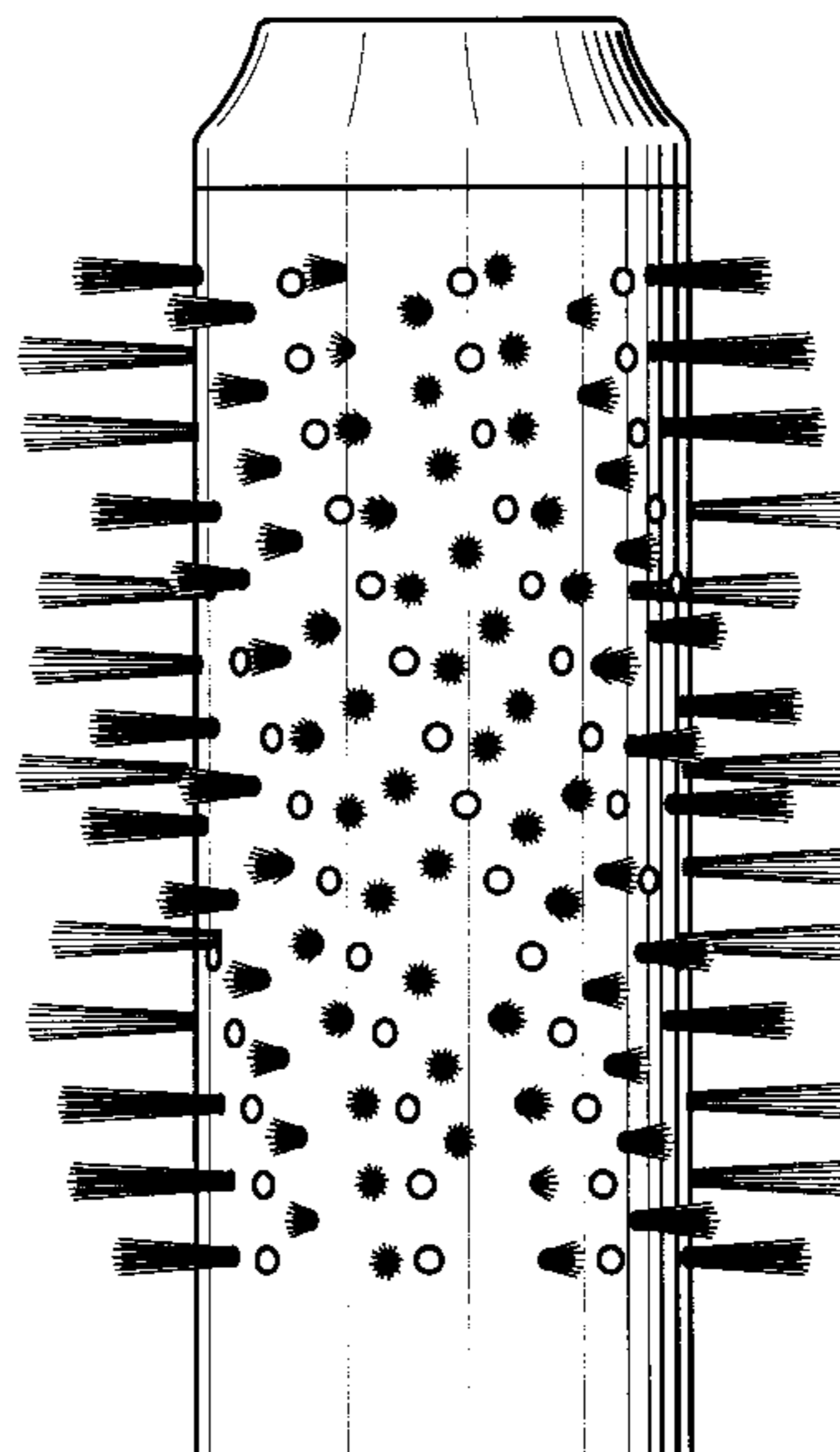
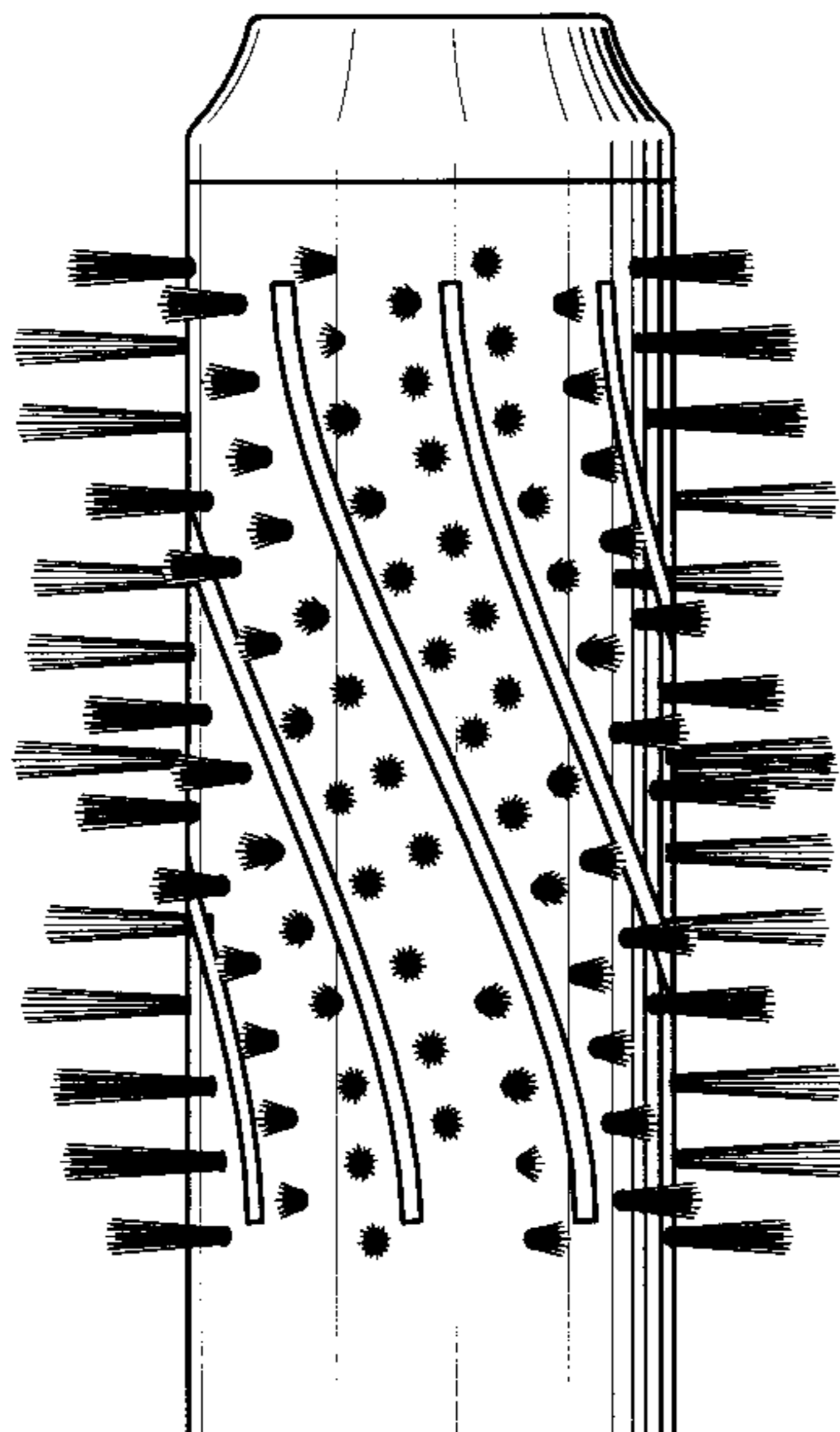
[57] **CLAIM**

The ornamental design for hair styling brush attachment for hot air blow dryers, as shown and described.

DESCRIPTION

FIG. 1 is a top view of an a hair styling brush attachment for hot air blow dryers showing my new design; FIG. 2 is a side elevational view thereof the side opposite being a mirror image of the side shown; FIG. 3 is a bottom view thereof; FIG. 4 is a top view of an a hair styling brush attachment for hot air blow dryers showing an alternate embodiment of my new design; FIG. 5 is a side elevational view thereof the side opposite being a mirror image of the side shown; and, FIG. 6 is a bottom view thereof.

1 Claim, 2 Drawing Sheets






Fig.1

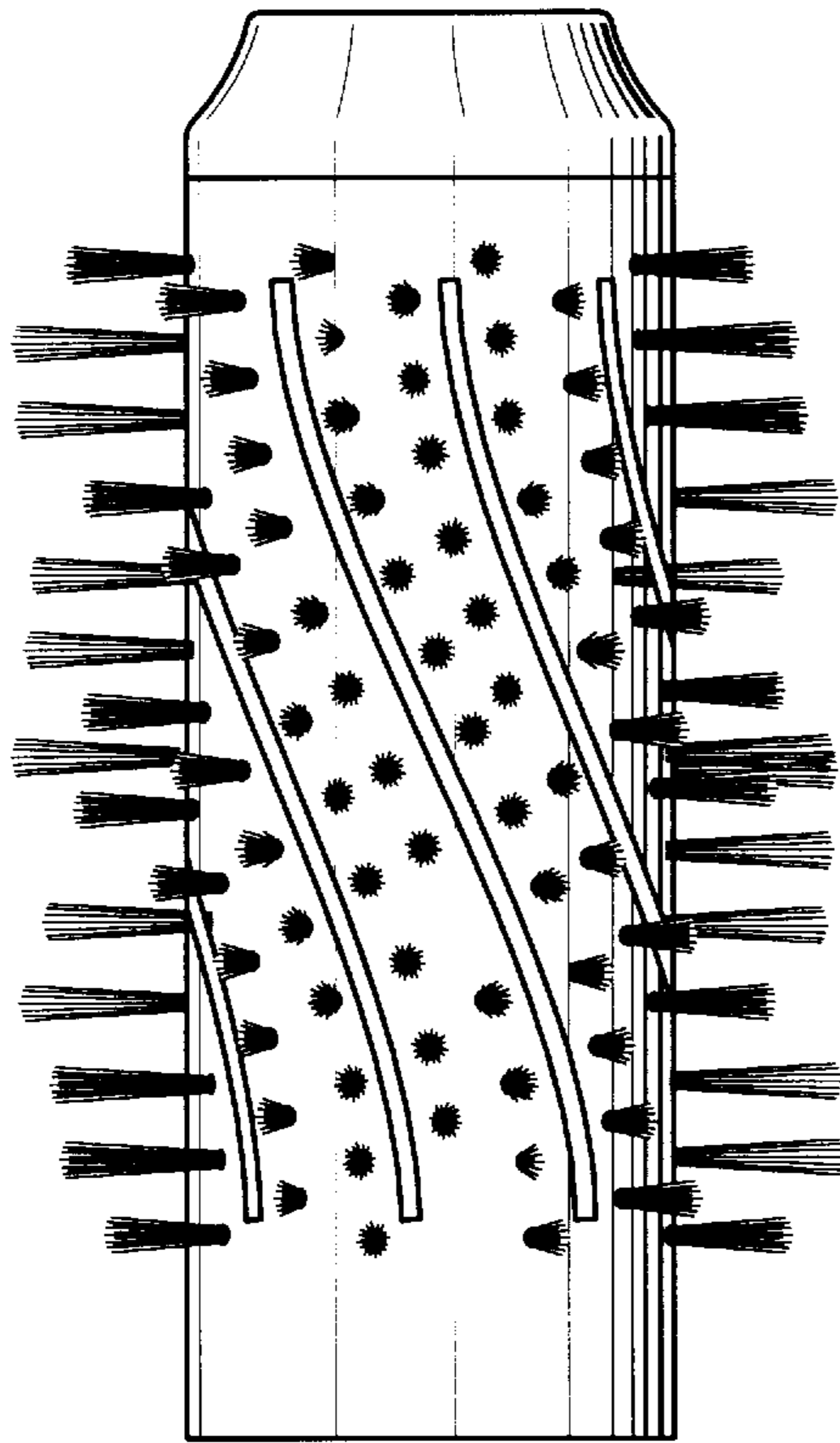


Fig.2




Fig.3




Fig.4

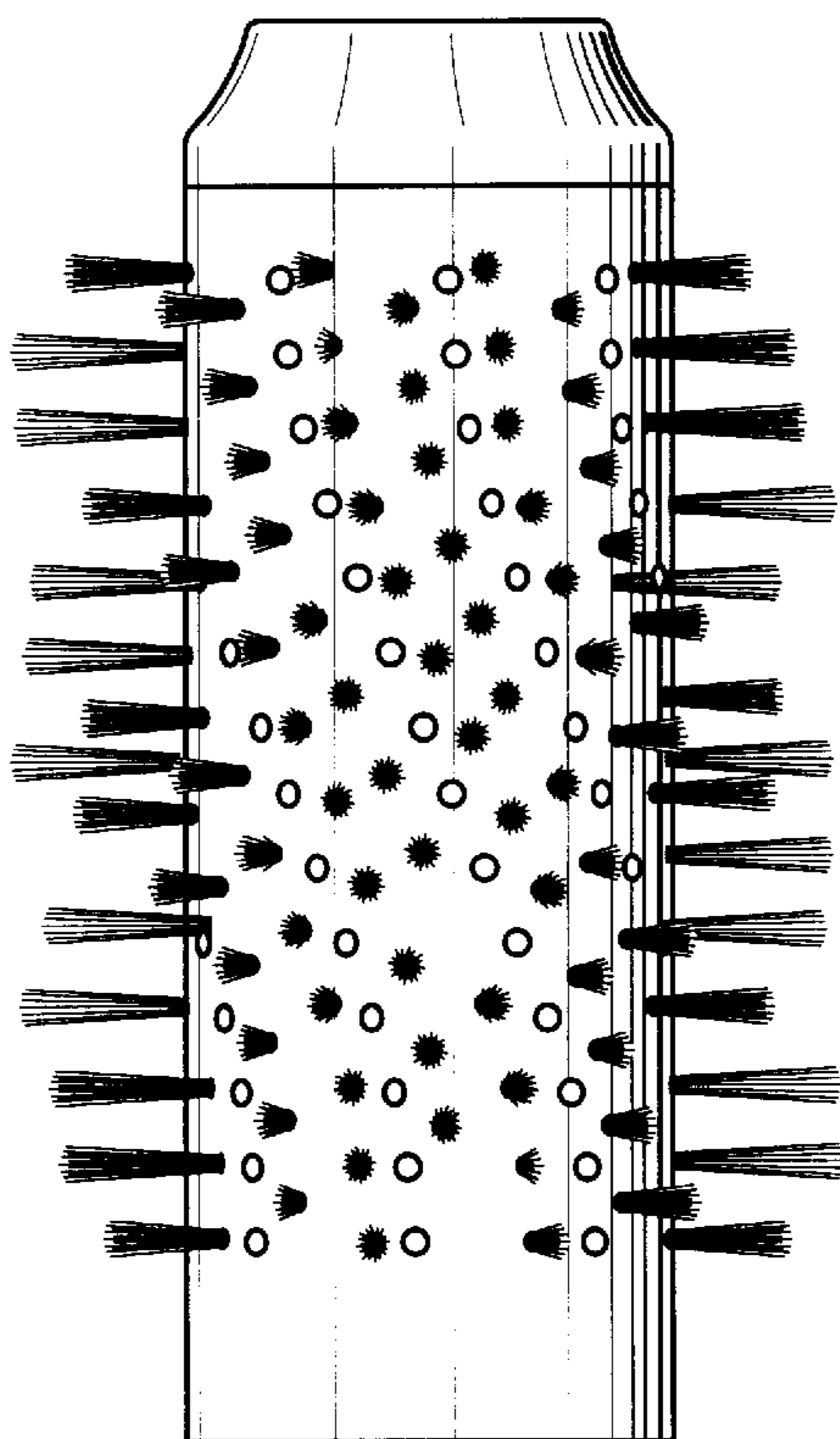


Fig.5




Fig.6