



US00D421491S

United States Patent [19] Hewitt

[11] **Patent Number: Des. 421,491**

[45] **Date of Patent: ** Mar. 7, 2000**

[54] **HANDLE TOILET SEAT**

[76] Inventor: **Laura Hewitt**, 95 Credit Road,
Cheltenham, Ontario, Canada, L0P 1C0

[**] Term: **14 Years**

[21] Appl. No.: **29/107,024**

[22] Filed: **Jun. 24, 1999**

[51] **LOC (6) Cl.** **23-02**

[52] **U.S. Cl.** **D23/311**

[58] **Field of Search** D23/303-311;
4/234-246.1, 661, 217, 252.1, 253

[56] **References Cited**

U.S. PATENT DOCUMENTS

D. 212,327	10/1968	Brewer	D23/311
D. 336,954	6/1993	Paglia	D23/311
D. 352,103	11/1994	Waldren, Jr.	D23/311
D. 352,773	11/1994	Haleschuk	D23/311
D. 370,529	6/1996	Nestor	D23/311
D. 385,341	10/1997	Ouzounian	D23/311

D. 406,883	3/1999	Bell	D23/311
3,717,884	2/1973	Mantooth	4/237
4,574,401	3/1986	Nakajima	4/246.1

Primary Examiner—Eric Watterson

[57] **CLAIM**

The ornamental design for a handle toilet seat, as shown.

DESCRIPTION

FIG. 1 is a front elevational view of the handle toilet seat of the present invention;
 FIG. 2 is a rear elevational view of the handle toilet seat of FIG. 1;
 FIG. 3 is a left side elevational view of the handle toilet seat of FIG. 1;
 FIG. 4 is a right side elevational view of the handle toilet seat of FIG. 1;
 FIG. 5 is a top plan view of the handle toilet seat of FIG. 1; and,
 FIG. 6 is a bottom plan view of the handle toilet seat of FIG. 1.

1 Claim, 3 Drawing Sheets

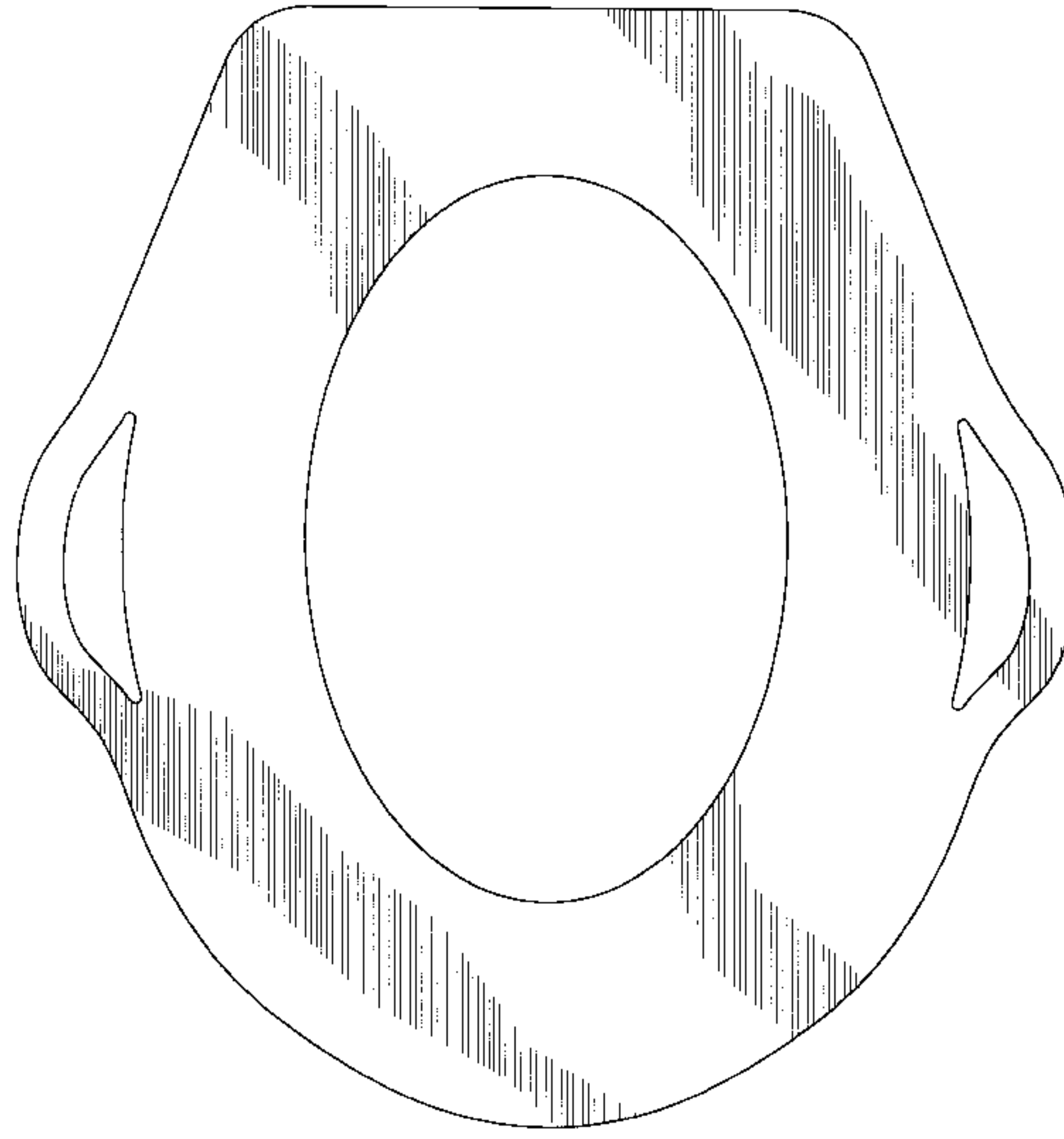
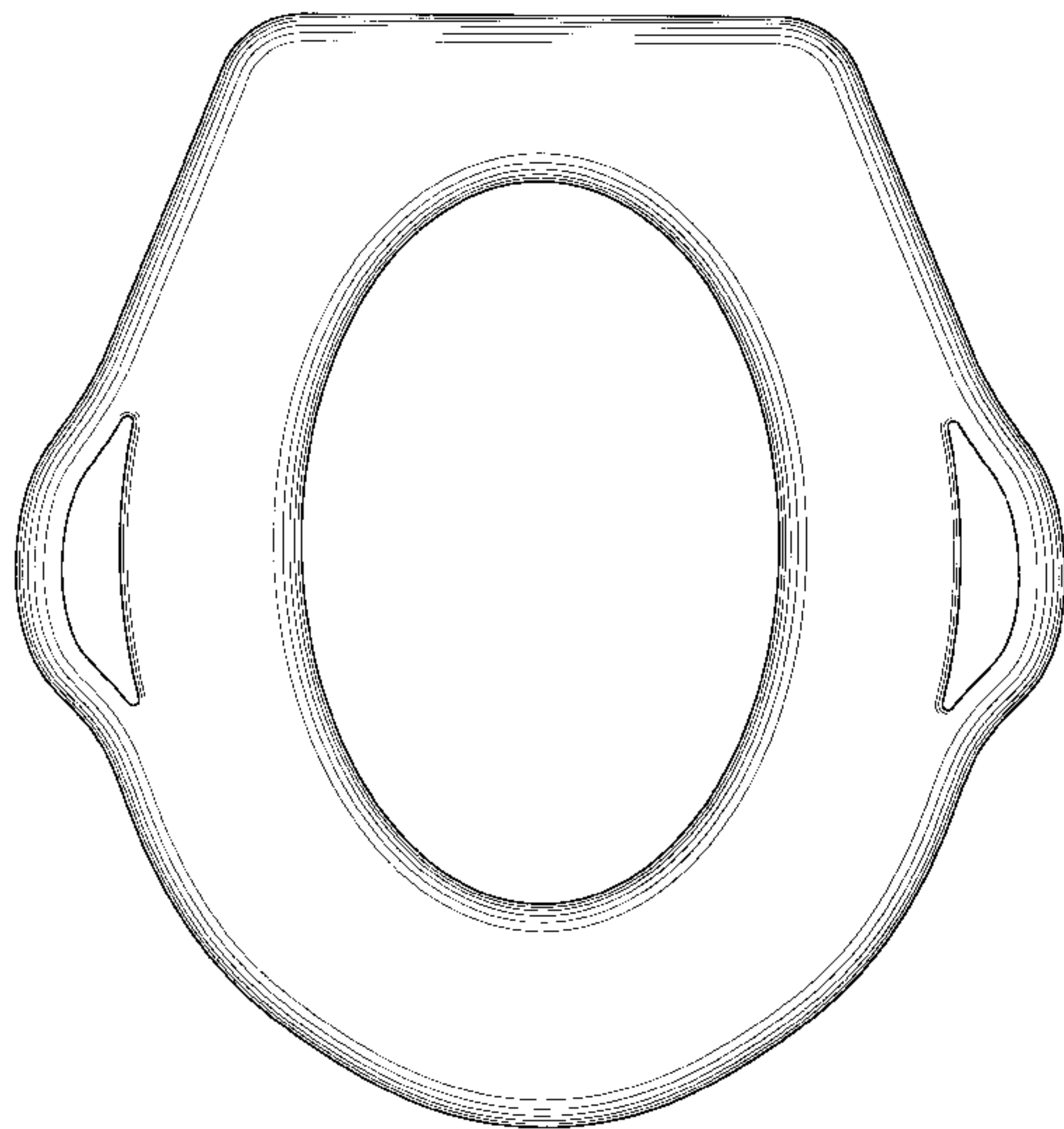


FIG. 1



FIG. 6




FIG. 5

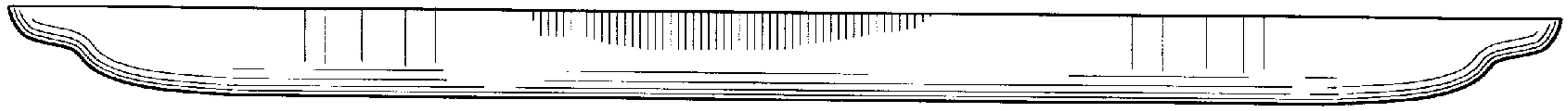


FIG. 2

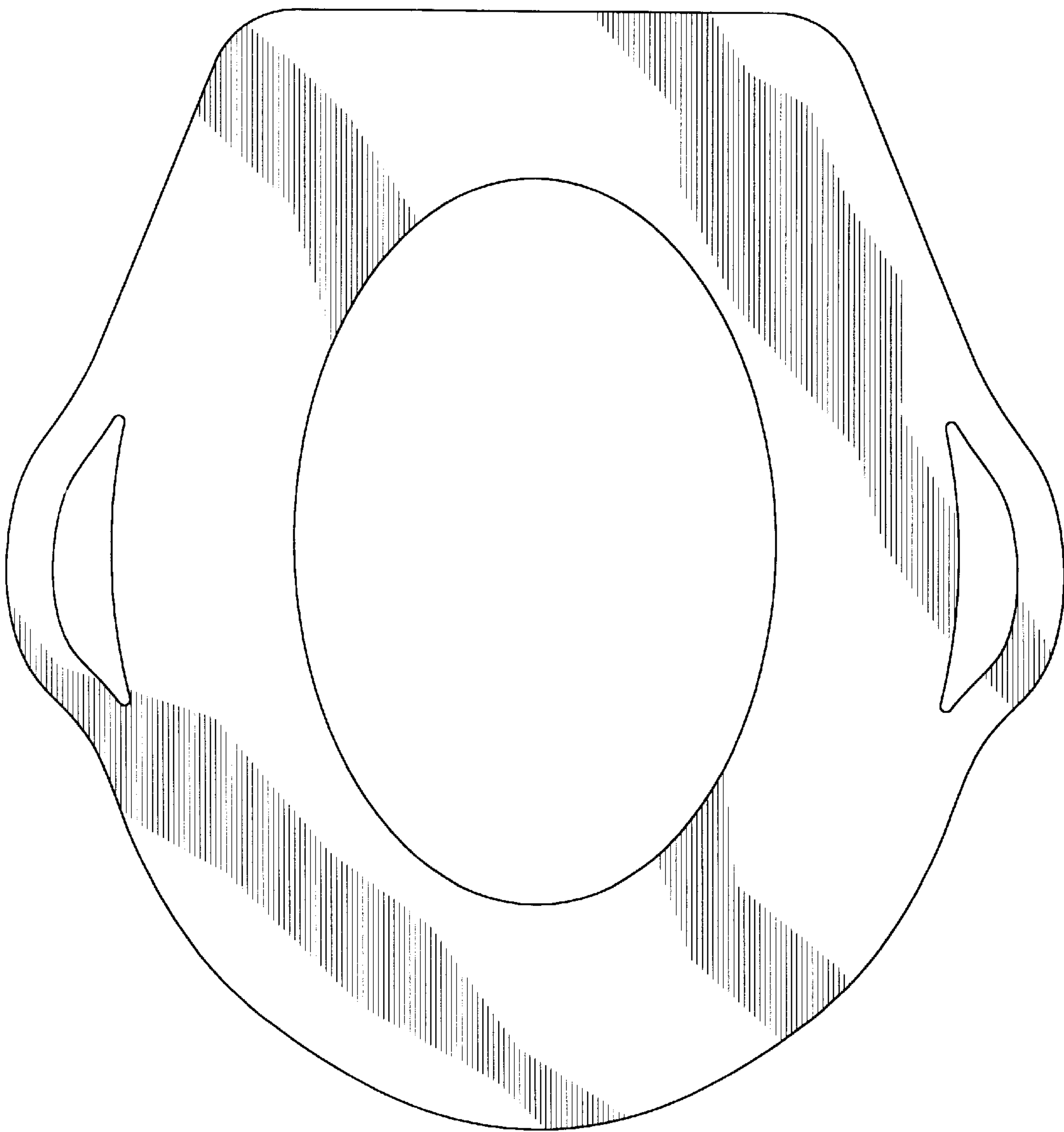


FIG. 3

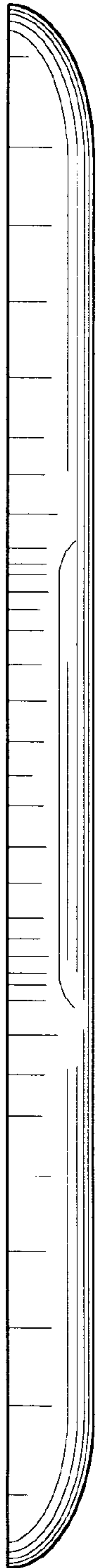


FIG. 4

