



US00D421475S

United States Patent [19] Popovits

[11] **Patent Number: Des. 421,475**
[45] **Date of Patent: ** Mar. 7, 2000**

[54] **GUN GRIP TEMPLATE**

2,293,114 8/1942 Carter 29/1.11
2,636,849 4/1953 Brenner 29/1.1

[76] Inventor: **Rene M Popovits**, 9051-C Siempre Viva Rd. Suite 34494, San Diego, Calif. 92173

Primary Examiner—Louis S. Zarfes
Assistant Examiner—Monica A. Weingart

[**] Term: **14 Years**

[57] **CLAIM**

The ornamental design for a gun grip template, as shown and described.

[21] Appl. No.: **29/069,962**

[22] Filed: **Apr. 21, 1997**

DESCRIPTION

[51] **LOC (6) Cl.** **22-01**

[52] **U.S. Cl.** **D22/108; D22/100; D22/199**

[58] **Field of Search** **D22/100, 108, D22/199; 42/7, 50; 29/1.1, 1.11; D10/64**

FIG. 1 is a view of the front side of the design and is a mirror opposite of the rear side thereof, the right, left, top and bottom sides of the design are flat and unornamented.

FIG. 2 is the exploded view of the front side of the design, the rear side being a mirror image; and,

FIG. 3 is a view of the set of grip components related to a pistol and is a mirror opposite of the other side.

The broken line showing of a pistol in FIG. 3 is for illustrative purposes only and forms no part of the claimed design.

[56] **References Cited**

U.S. PATENT DOCUMENTS

35,124 4/1862 Yeakel 29/1.11
D. 292,495 10/1987 Eisenhower D10/64
D. 345,194 3/1994 Ruger D22/108
D. 351,448 10/1994 Fisher D22/108

1 Claim, 2 Drawing Sheets




Fig. 1

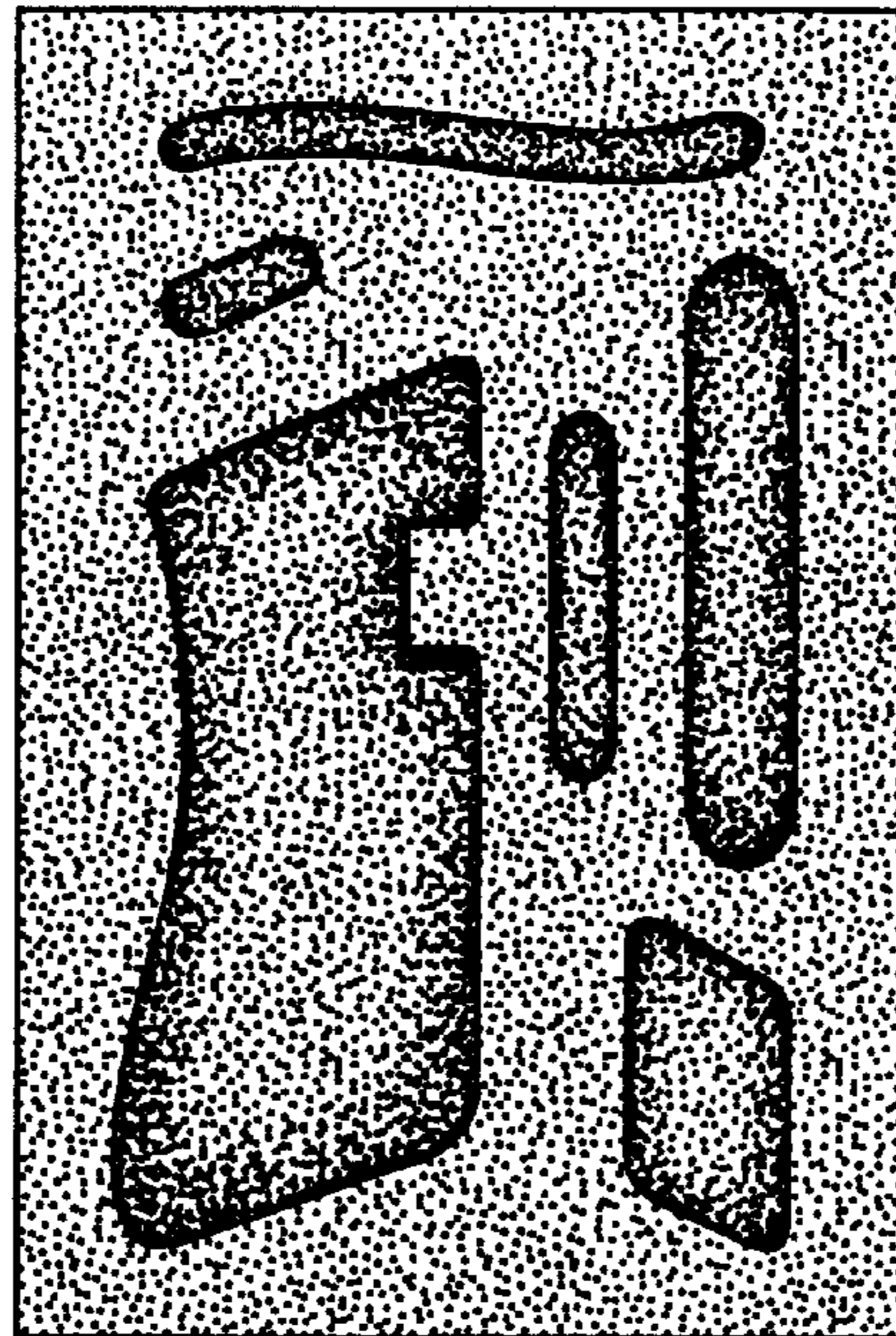


Fig. 2

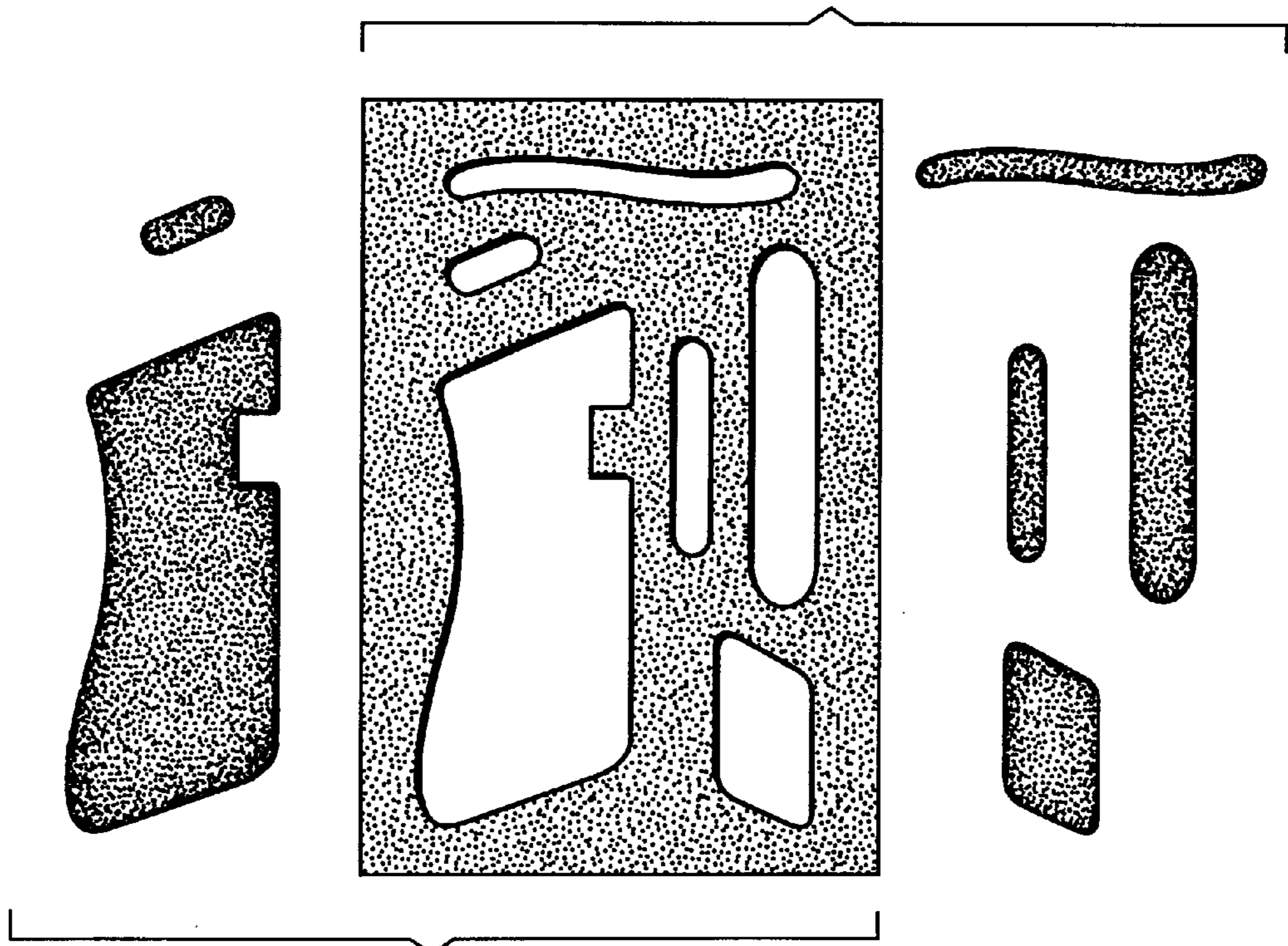


Fig. 3

