



US00D421458S

United States Patent [19] Fabel

[11] **Patent Number: Des. 421,458**

[45] **Date of Patent: ** Mar. 7, 2000**

[54] **ENVELOPE FOR USE WITH A NON-IMPACT PRINTER**

5,799,865 9/1998 Gray 229/309
5,893,514 4/1999 Fletcher et al. 229/80

[75] Inventor: **Warren M. Fabel**, Boca Raton, Fla.

Primary Examiner—Doris V. Coles
Assistant Examiner—Mimosa De
Attorney, Agent, or Firm—Ted W. Whitlock

[73] Assignee: **Laser Substrates, Inc.**, Boca Raton, Fla.

[**] Term: **14 Years**

[57] **CLAIM**

The ornamental design for an envelope for use with a non-impact printer, as shown and described.

[21] Appl. No.: **29/084,941**

DESCRIPTION

[22] Filed: **Mar. 12, 1998**

[51] **LOC (6) Cl.** **19-01**

[52] **U.S. Cl.** **D19/3**

[58] **Field of Search** D19/1, 2, 3, 4;
40/124.09, 124.19; 229/68.1, 75, 79, 80,
81, 92.8, 300, 307, 309, 316, 800, 930;
283/116, 117

FIG. 1 is a front view of an envelope for use with a non-impact printer showing my new design;
FIG. 2 is a rear view thereof;
FIG. 3 is a rear view thereof in unfolded condition;
FIG. 4 is a front view of an envelope for use with a non-impact printer showing a second embodiment of my new design, it being understood that the sole difference is the facing identification mark on the front thereof;
FIG. 5 is a rear view of the first and second embodiment showing the removable strip extension portion partially removed;
FIG. 6 is a front view of FIG. 4 with the removable strip extension portion separated therefrom;
FIG. 7 is a rear view of an envelope for use with a non-impact printer showing a third embodiment of my new design with side seam, it being understood that the front view is the same as FIG. 1; and,
FIG. 8 is a rear view of an envelope for use with a non-impact printer showing a fourth embodiment of my new design, it being understood that the front view is the same as FIG. 1.



[56] **References Cited**

U.S. PATENT DOCUMENTS

| | | | | |
|-----------|---------|-------------------|-------|----------|
| D. 34,777 | 7/1901 | Williams | | D19/3 |
| 716,684 | 12/1902 | Davies | | 229/80 |
| 906,121 | 12/1908 | Dumas | | 229/79 |
| 1,258,062 | 3/1918 | Tannenbaum | | 229/309 |
| 1,315,070 | 9/1919 | Arnold | | 229/75 |
| 2,007,891 | 7/1935 | Dreisbach | | 229/307 |
| 2,153,504 | 4/1939 | Didier | | 229/92.8 |
| 3,372,861 | 3/1968 | Johnson et al. | | 229/80 |
| 4,819,807 | 4/1989 | Giger | | 229/80 |
| 5,002,220 | 3/1991 | Safranski | | 229/80 |
| 5,035,329 | 7/1991 | Kim | | 229/309 |
| 5,503,328 | 4/1996 | Roccaforte et al. | | 229/80 |
| 5,638,029 | 6/1997 | Lyons | | 229/80 |
| 5,662,420 | 9/1997 | Sinda et al. | | 229/309 |
| 5,755,433 | 5/1998 | Klein | | 229/80 |

The sides of the envelope for use with a non-impact printer are of no substantial thickness.

1 Claim, 4 Drawing Sheets






FIG. 1

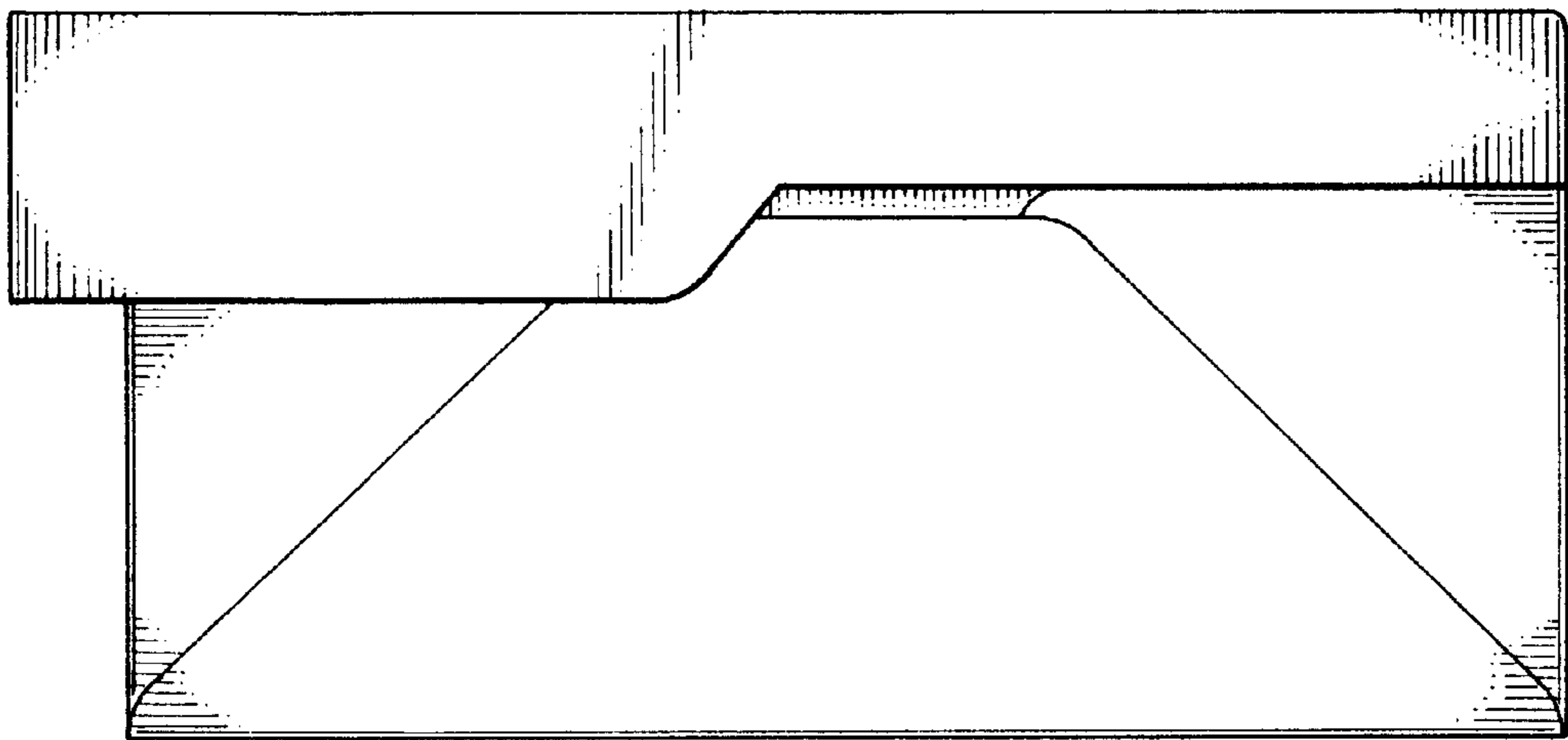


FIG. 2

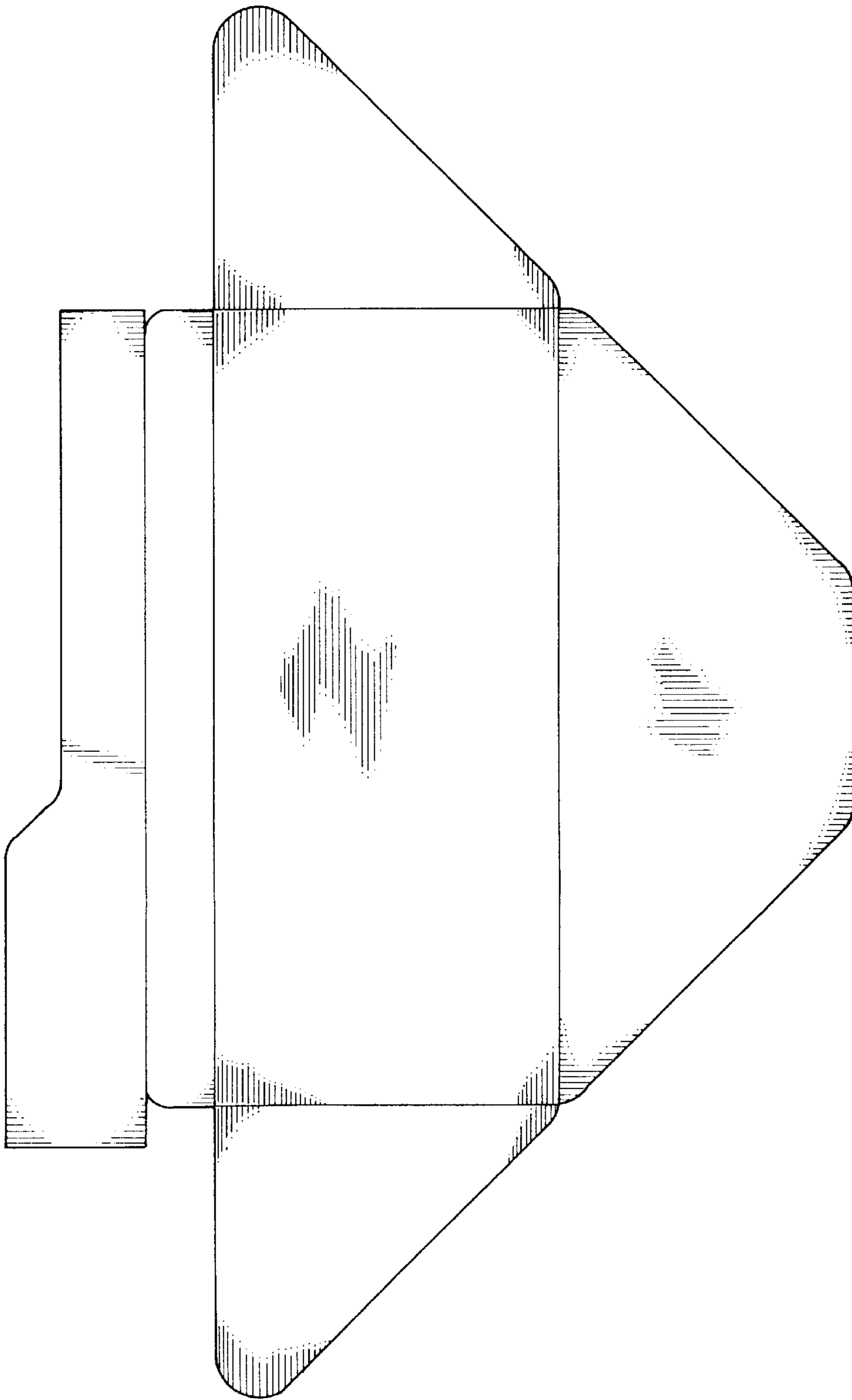


FIG. 3




FIG. 4

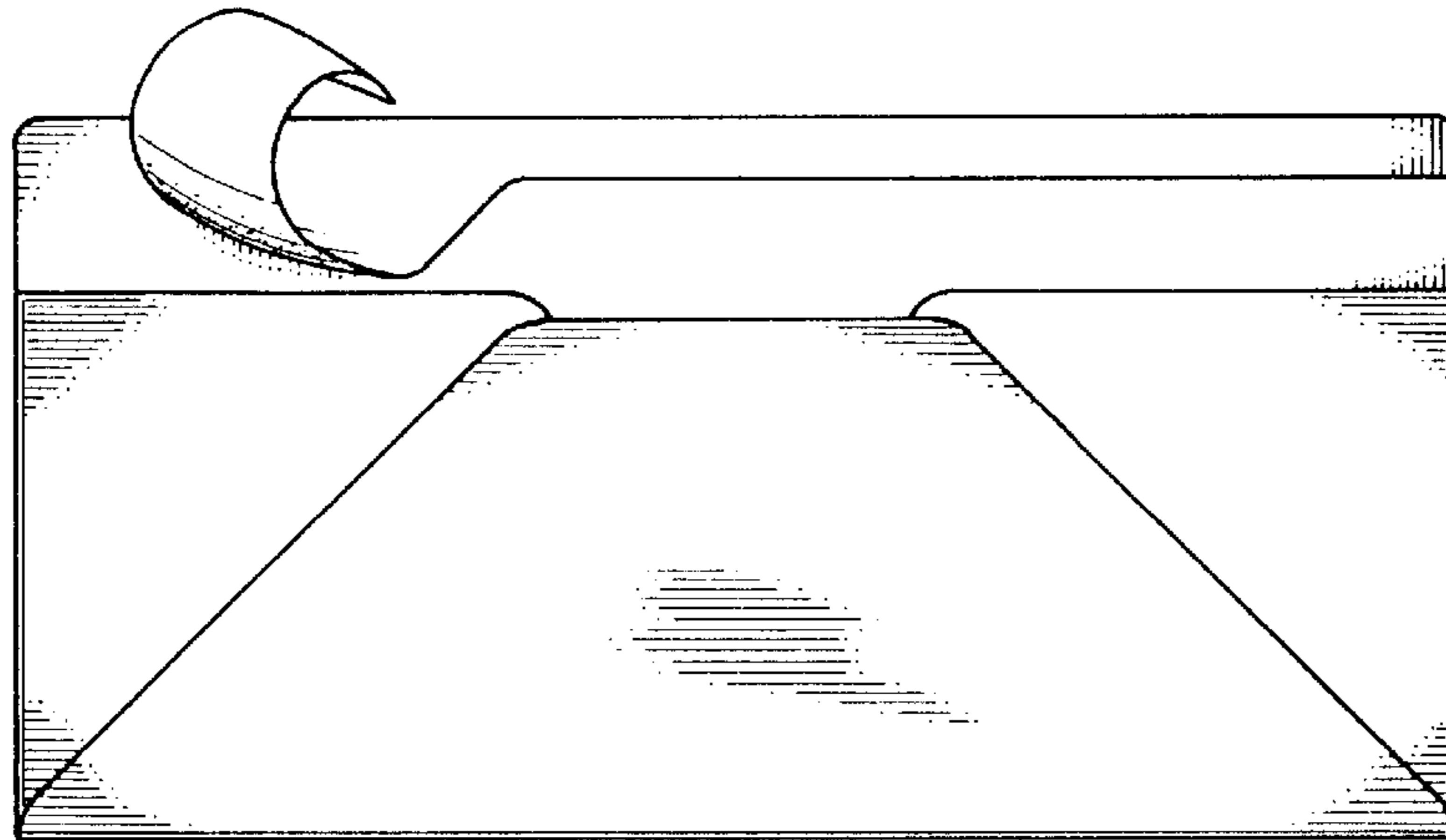
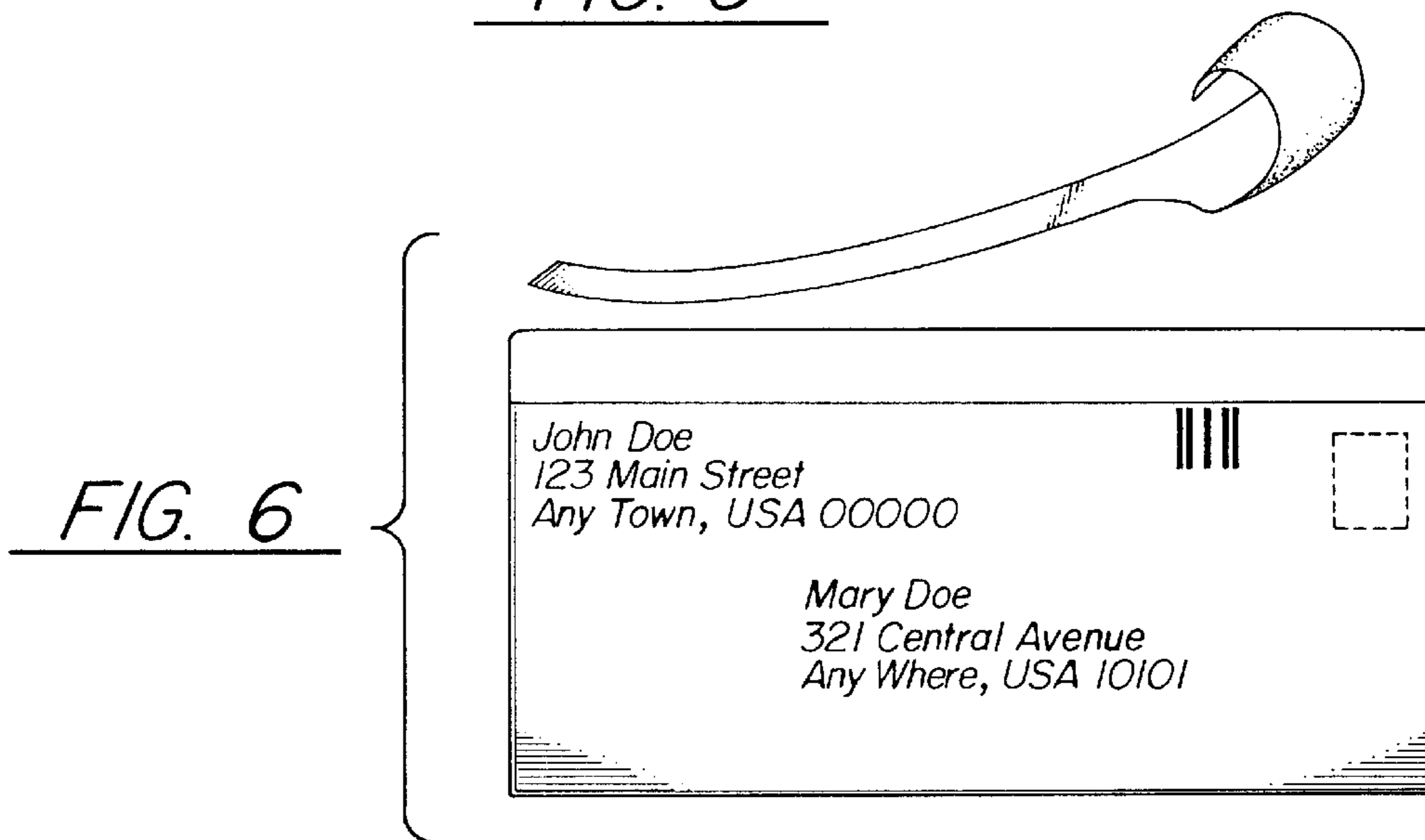


FIG. 5



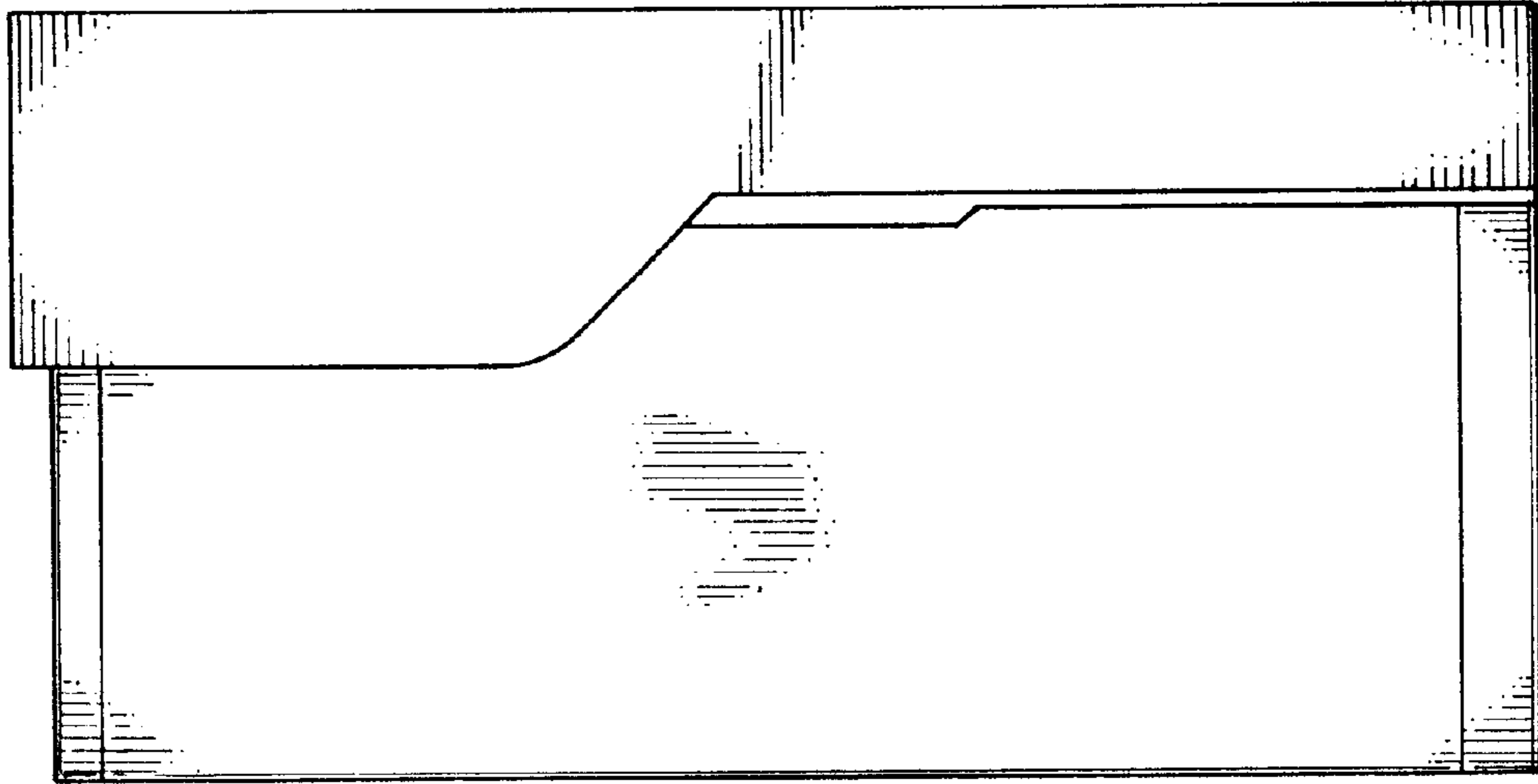


FIG. 7

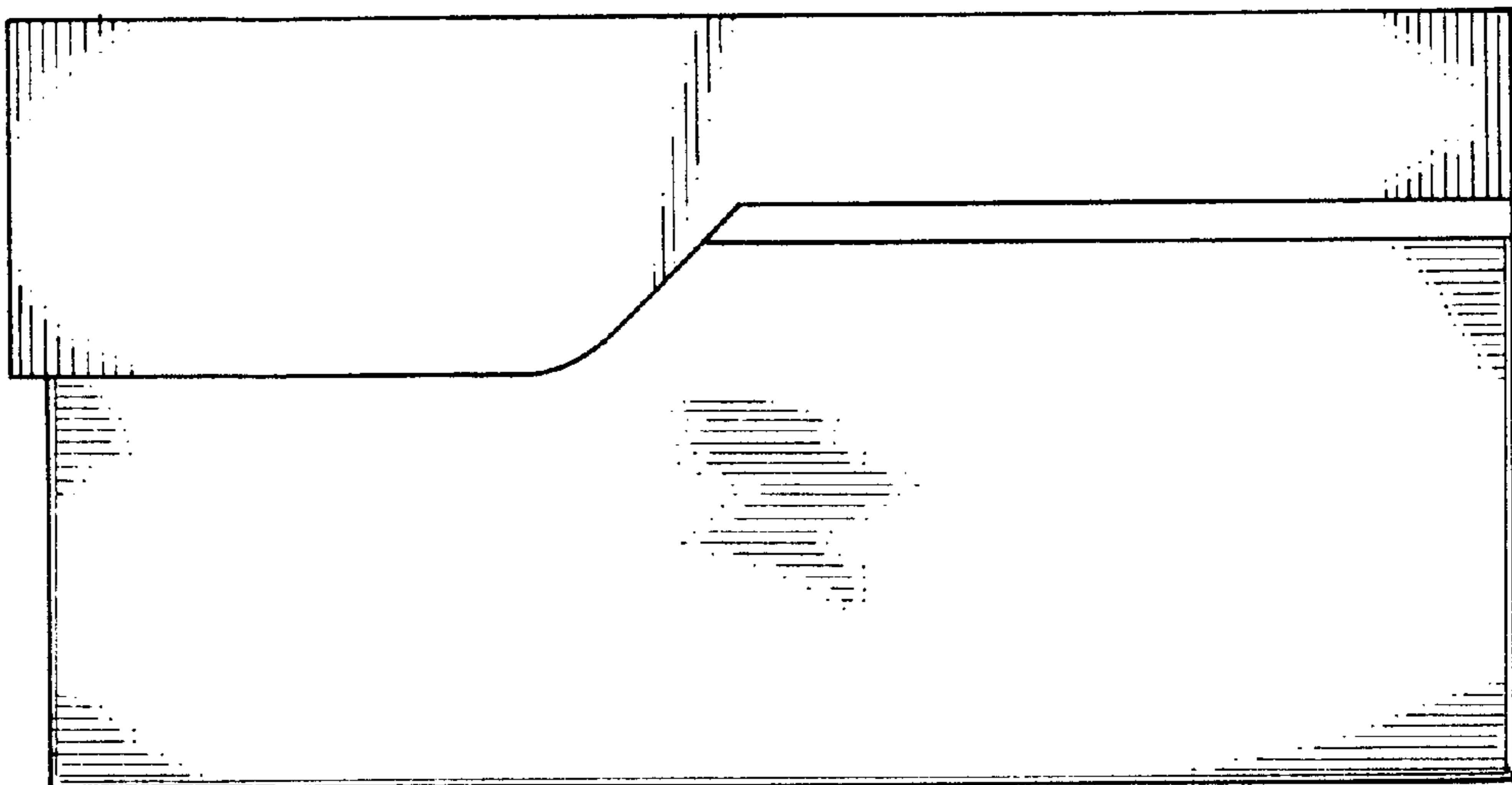


FIG. 8