



US00D421435S

United States Patent [19]

[11] Patent Number: **Des. 421,435**

Haase et al.

[45] Date of Patent: **** Mar. 7, 2000**

[54] **HOUSING FOR A TWO-WAY COMMUNICATION DEVICE**

[75] Inventors: **Andreas R. Haase**, Sunrise; **Kevin D. Page**, Pembroke Pines; **Benjamin J. Hafen**, Sunrise; **James L. Tracy**, Coral Springs, all of Fla.

[73] Assignee: **Motorola, Inc.**, Schaumburg, Ill.

[**] Term: **14 Years**

[21] Appl. No.: **29/105,372**

[22] Filed: **May 24, 1999**

[51] **LOC (6) Cl.** **14-03**

[52] **U.S. Cl.** **D14/137; D14/138**

[58] **Field of Search** D14/137, 138, D14/147-148, 247-248, 250, 240, 140-142; 379/433, 434, 419, 420, 428, 440; 455/550-575, 90

[56] **References Cited**

U.S. PATENT DOCUMENTS

- D. 367,649 3/1996 Richards et al. D14/138
- D. 379,624 6/1997 Harris et al. D14/138
- D. 383,746 9/1997 Richards et al. D14/137 X
- D. 383,748 9/1997 Harris et al. D14/248 X
- D. 397,689 9/1998 Harris et al. D14/138

- D. 406,135 2/1999 Nagano et al. D14/138
- D. 407,719 4/1999 Nagano et al. D14/138
- D. 407,722 4/1999 Nagano et al. D14/138
- D. 408,030 4/1999 Richards et al. D14/138
- D. 408,400 4/1999 Dalby et al. D14/138
- D. 410,002 5/1999 Collins D14/138
- D. 410,645 6/1999 Wood et al. D14/138
- 5,848,152 12/1998 Slipy et al. 379/433

Primary Examiner—Jeffrey Asch
Attorney, Agent, or Firm—M. Mansour Ghomeshi

[57] **CLAIM**

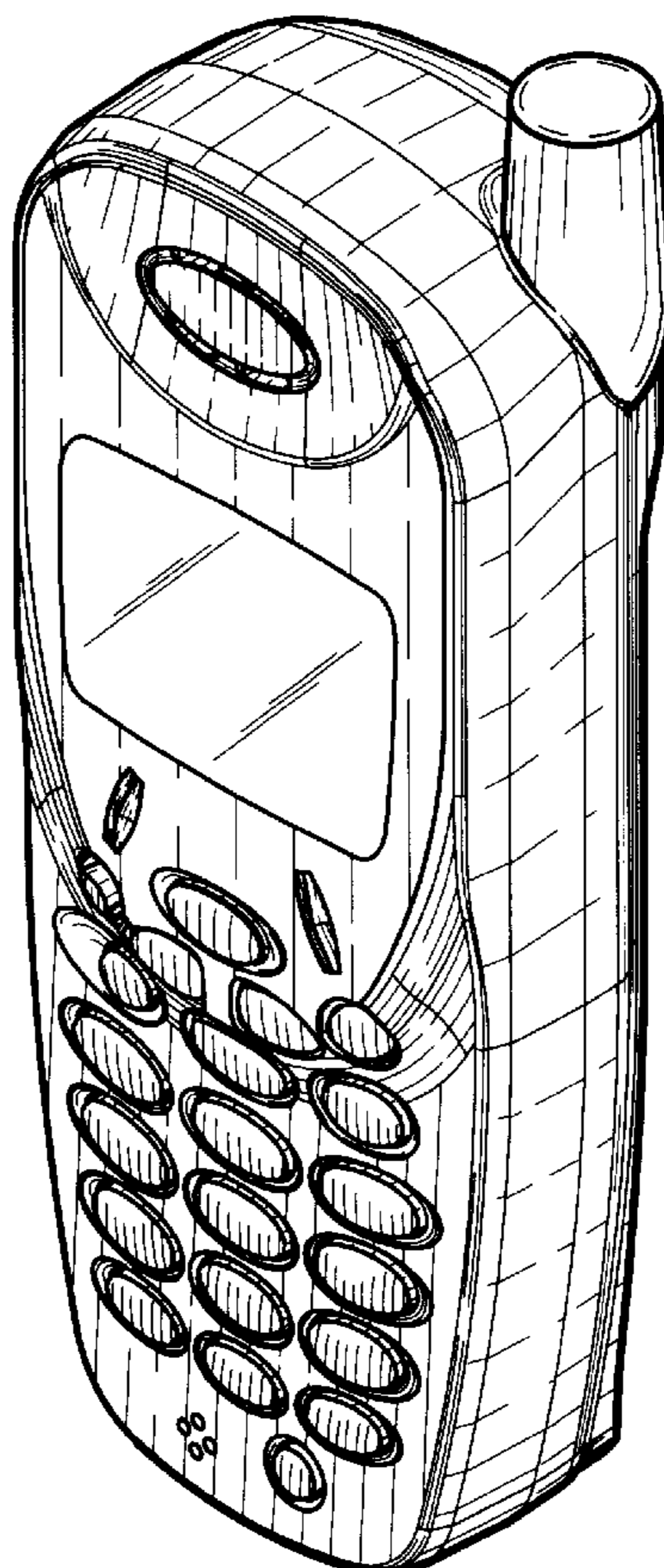
The ornamental design for a housing for a two-way communication device, as shown and described.

DESCRIPTION

FIG. 1 is a front isometric view of a housing for a two-way communication device showing our new design; FIG. 2 is a front view thereof; FIG. 3 is a left side view thereof; FIG. 4 is a right side view thereof; FIG. 5 is a top plan view thereof; FIG. 6 is a bottom plan view thereof; and, FIG. 7 is a rear view thereof.

The broken lines encompassing the unshaded areas in FIGS. 1, and 5-7 define, but are not included in, portions of the article which form no part of the claimed design.

1 Claim, 5 Drawing Sheets



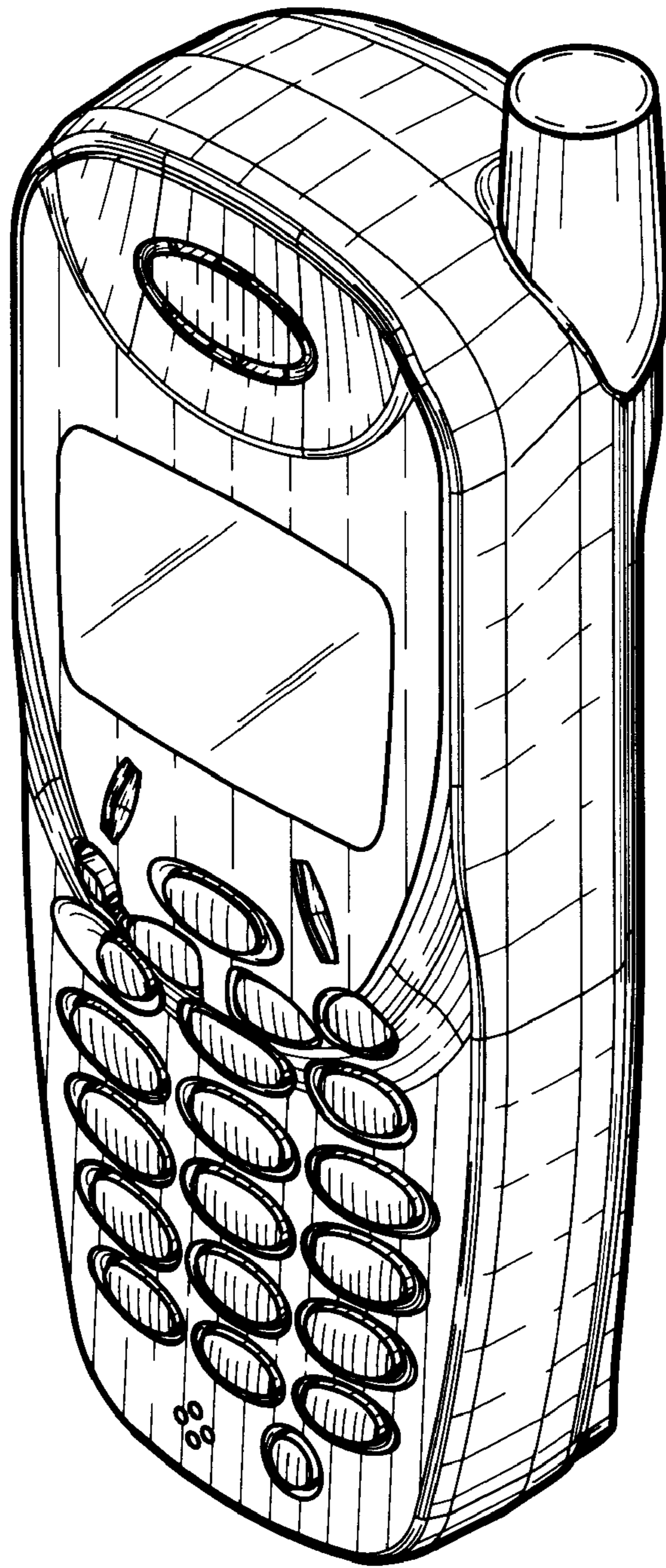


FIG. 1

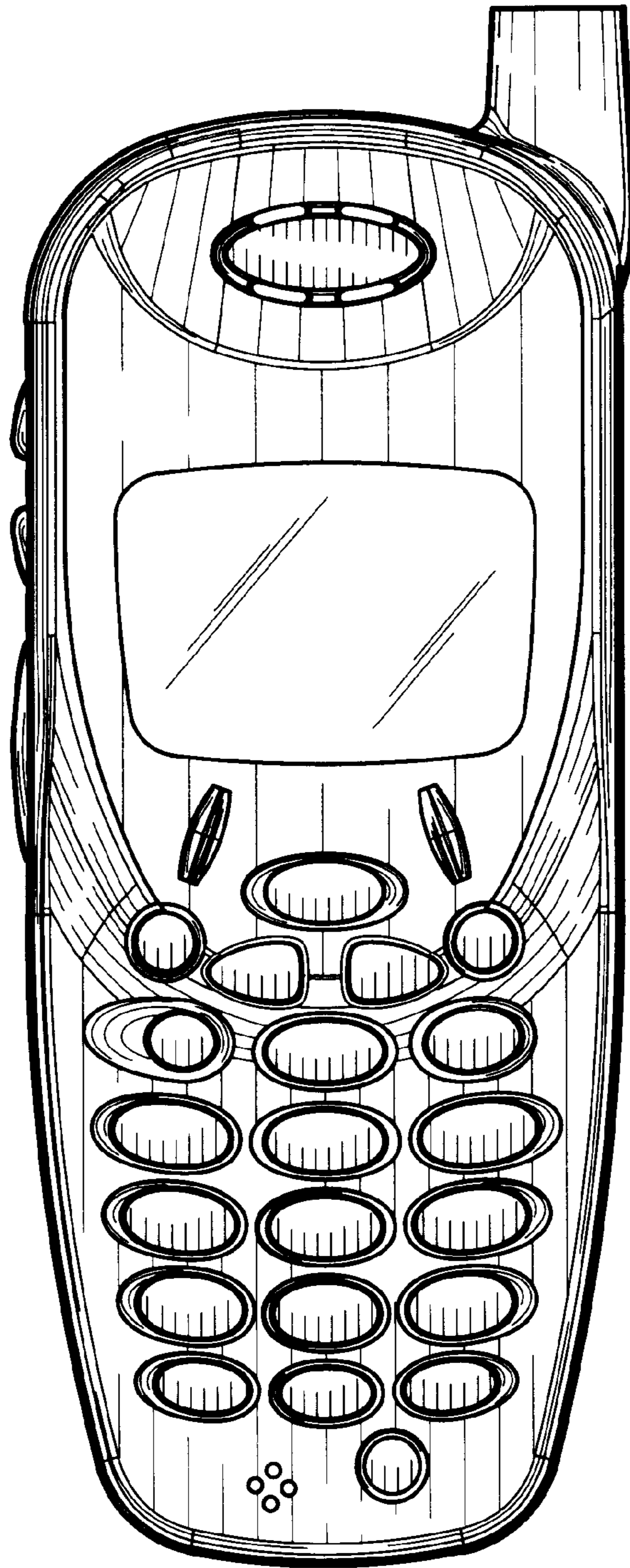


FIG. 2

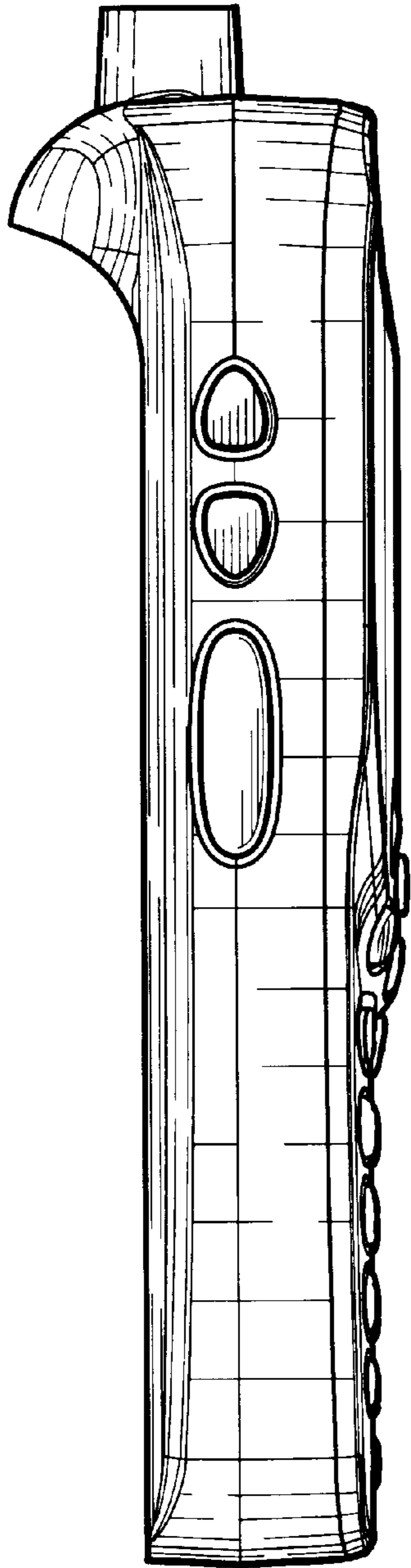


FIG. 3




FIG. 4

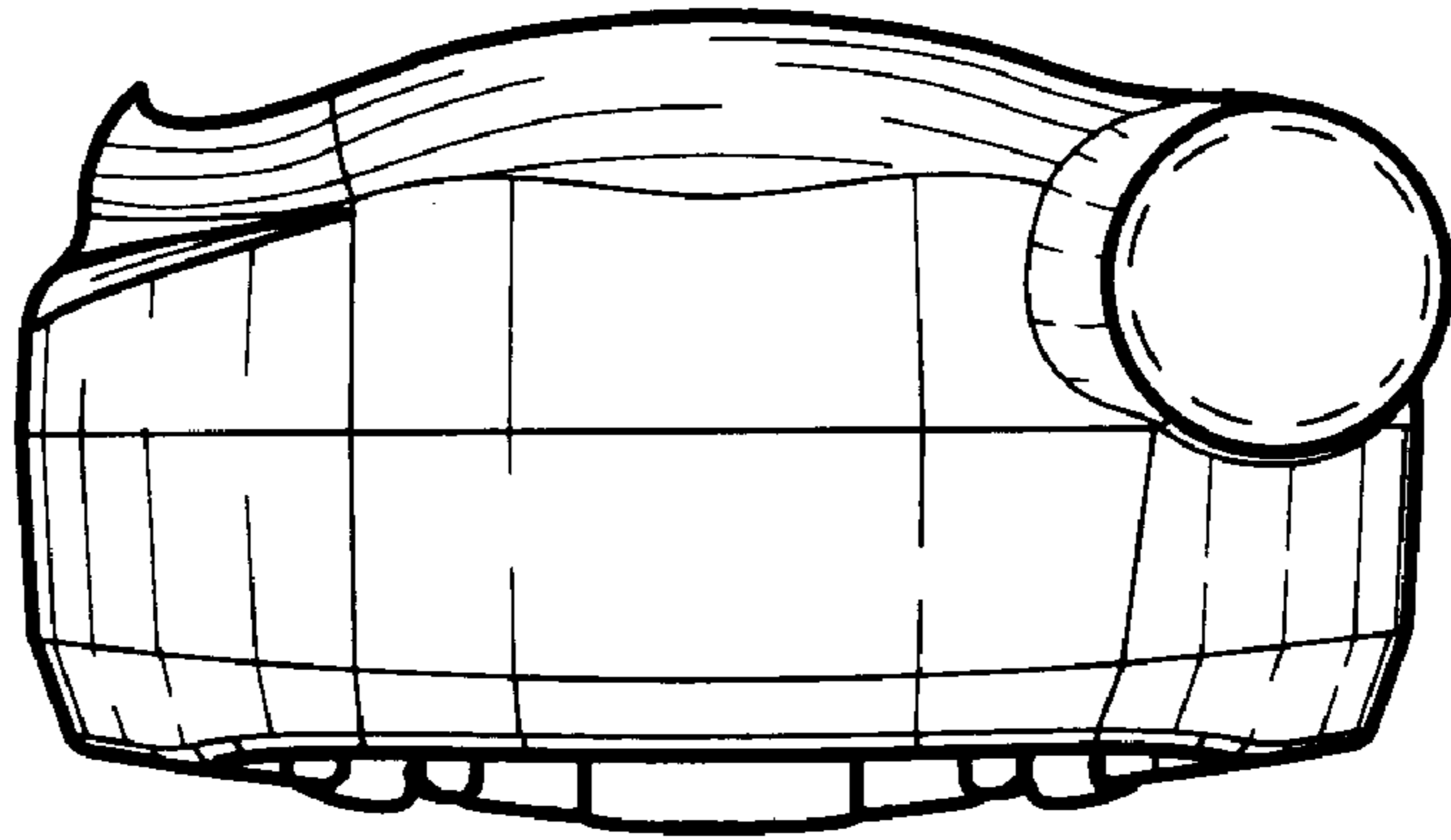


FIG. 5

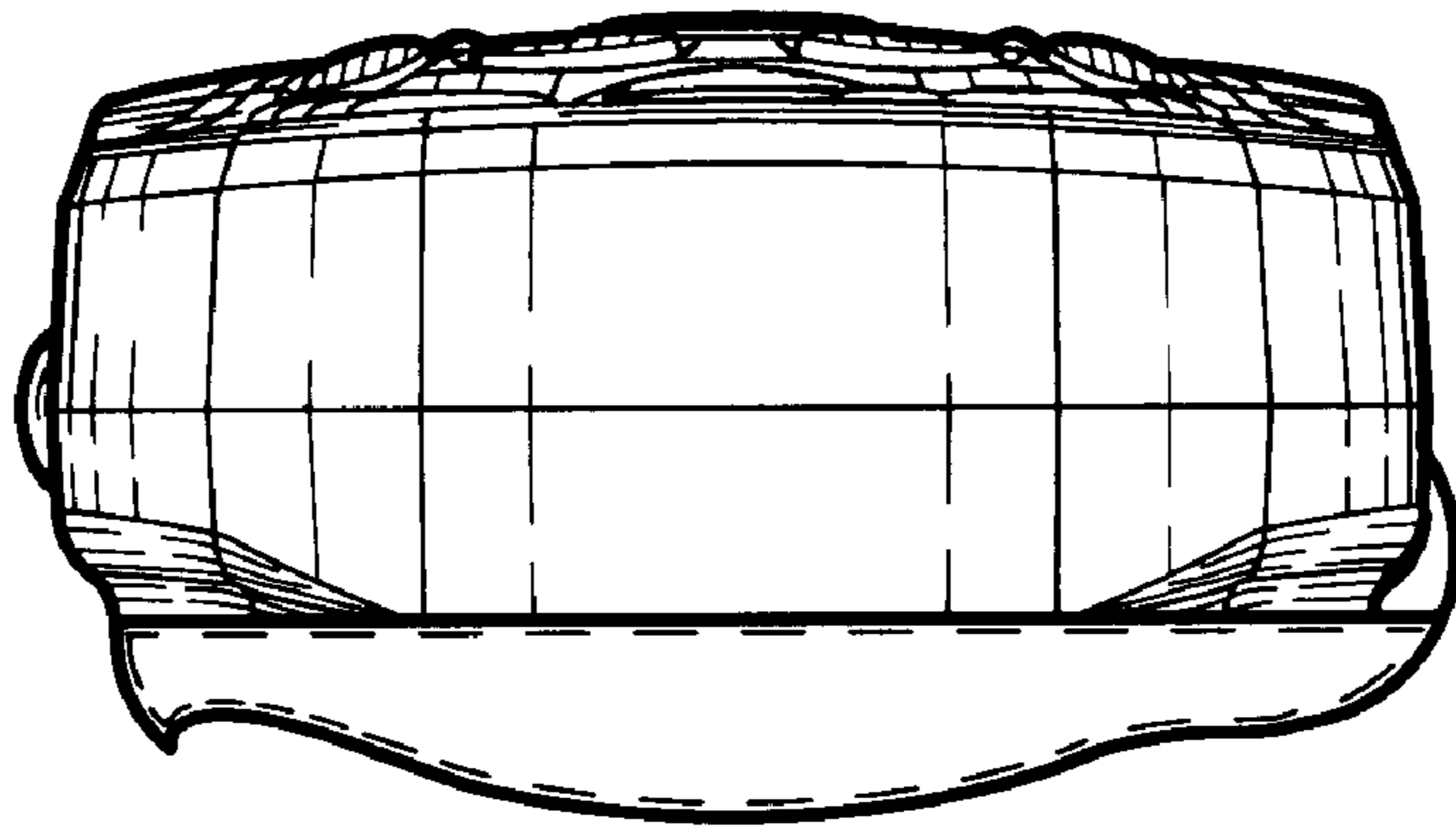


FIG. 6




FIG. 7