



US00D421402S

United States Patent [19] Solenthaler

[11] **Patent Number: Des. 421,402**
[45] **Date of Patent: ** Mar. 7, 2000**

[54] **ANTENNA FOR AN ALARM SYSTEM**

5,440,296 8/1995 Nelson 340/572.7

[75] Inventor: **Friedrich Solenthaler**, Zurzach,
Switzerland

FOREIGN PATENT DOCUMENTS

DM/030 647 9/1994 WIPO .

[73] Assignee: **Checkpoint Systems, Inc.**, Thorofare,
N.J.

Primary Examiner—Louis S. Zarfes
Assistant Examiner—G. Andoll
Attorney, Agent, or Firm—Panitch Schwarze Jacobs &
Nadel, P.C.

[**] Term: **14 Years**

[21] Appl. No.: **29/084,519**

[57] CLAIM

[22] Filed: **Mar. 5, 1998**

The ornamental design of an antenna for an alarm system, as shown and described.

[30] Foreign Application Priority Data

DESCRIPTION

Sep. 5, 1997 [CH] Switzerland 124456

[51] **LOC (6) Cl.** **10-05**

[52] **U.S. Cl.** **D10/104; D14/230**

[58] **Field of Search** D14/230-238;
D10/104, 106; 343/742, 867; 340/571,
572.1-572.9, 573.1-573.7

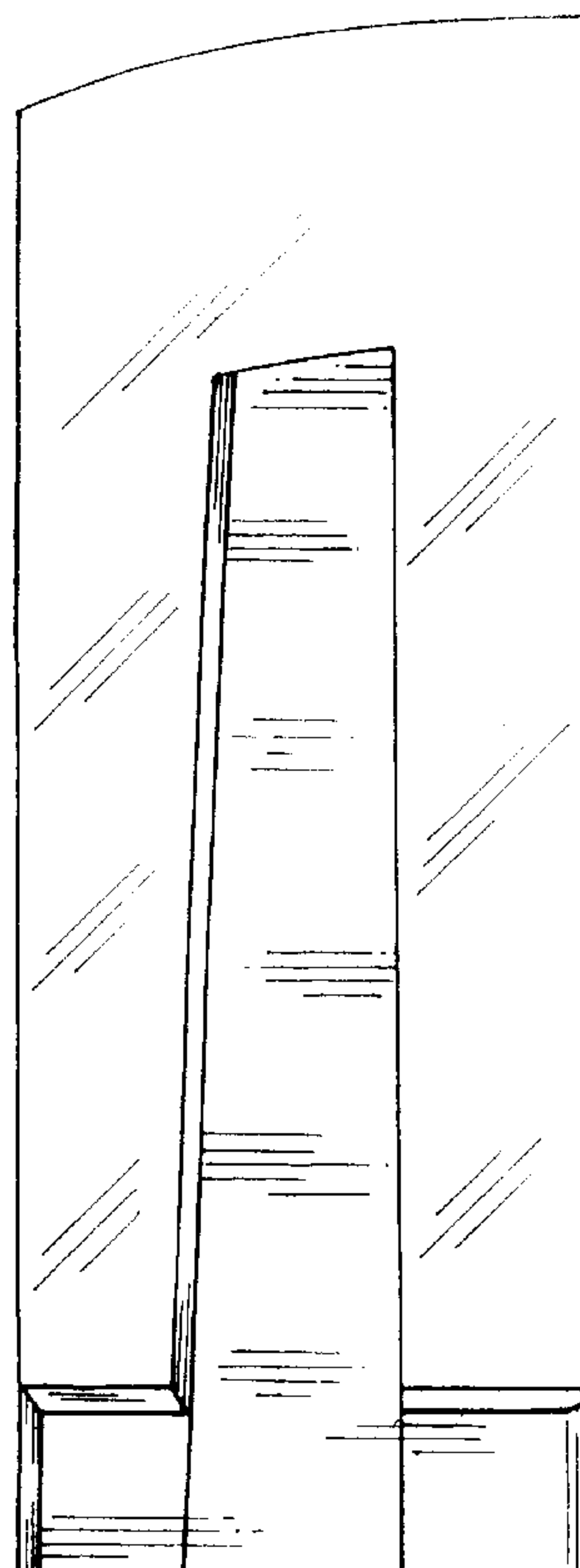
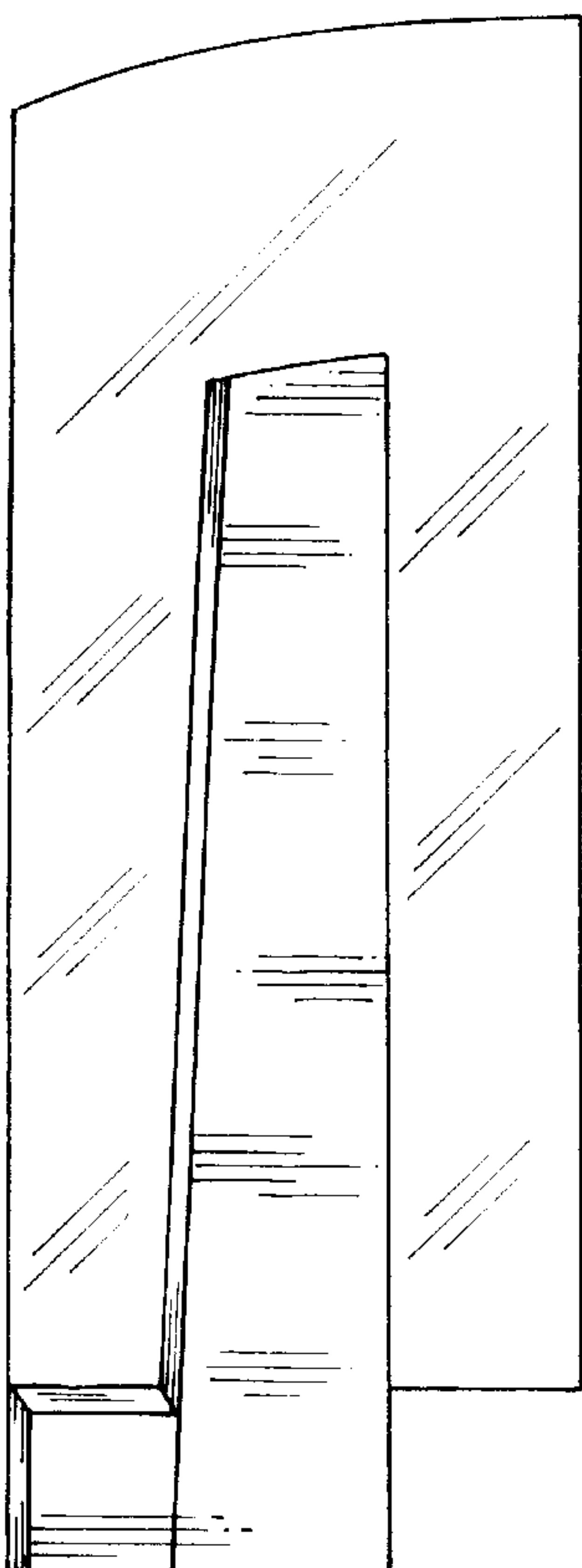
FIG. 1 is a rear elevational view of an antenna showing a first embodiment of my new design;
FIG. 2 is a left side elevational view thereof;
FIG. 3 is a front elevational view thereof;
FIG. 4 is a right side elevational view thereof;
FIG. 5 is a top plan view thereof;
FIG. 6 is a bottom plan view thereof;
FIG. 7 is a rear elevational view of an antenna showing a second embodiment of my new design;
FIG. 8 is a left side elevational view thereof;
FIG. 9 is a front elevational view thereof;
FIG. 10 is a right side elevational view thereof;
FIG. 11 is a top plan view thereof; and,
FIG. 12 is a bottom plan view thereof.

[56] References Cited

U.S. PATENT DOCUMENTS

D. 317,272 6/1991 Rubertus et al. D10/106
D. 330,683 11/1992 Green D10/104
D. 354,060 1/1995 Witzky D14/230
D. 377,768 2/1997 Douglas D10/106
D. 401,595 11/1998 Guttadauro D14/230
4,313,119 1/1982 Garay et al. 343/702

1 Claim, 2 Drawing Sheets



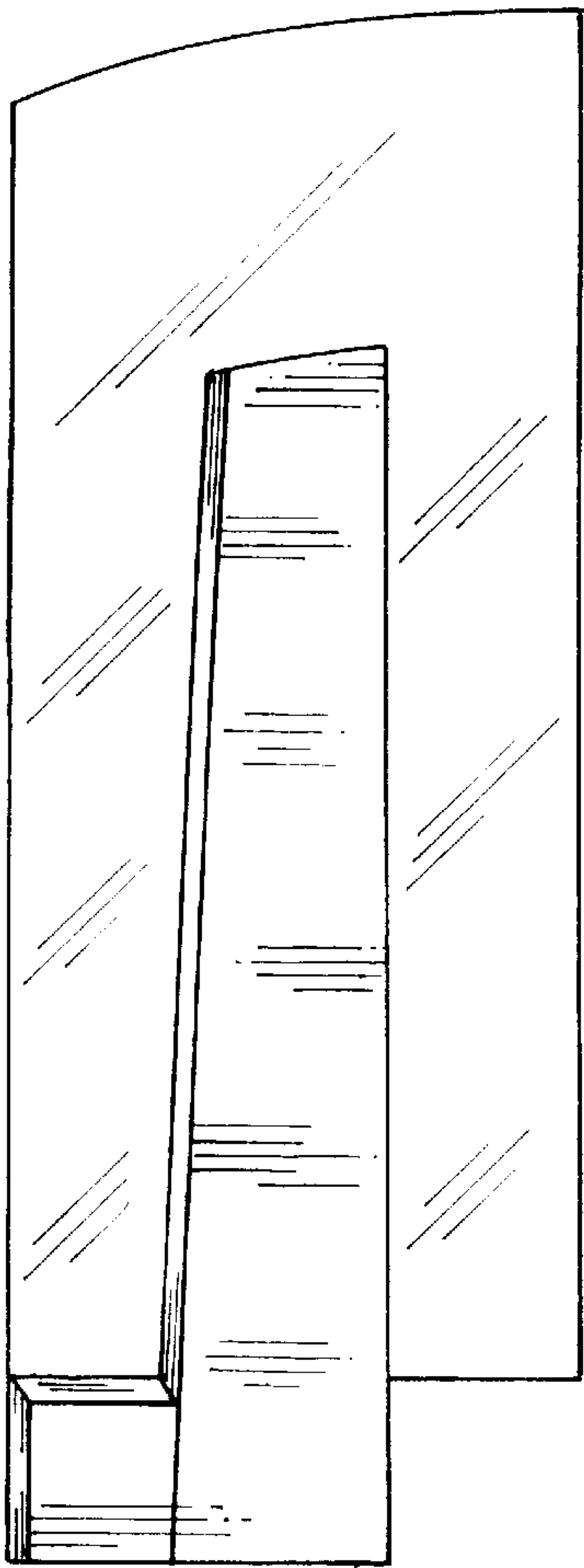


Fig. 1

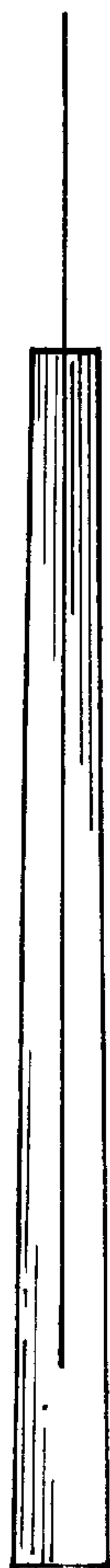


Fig. 2

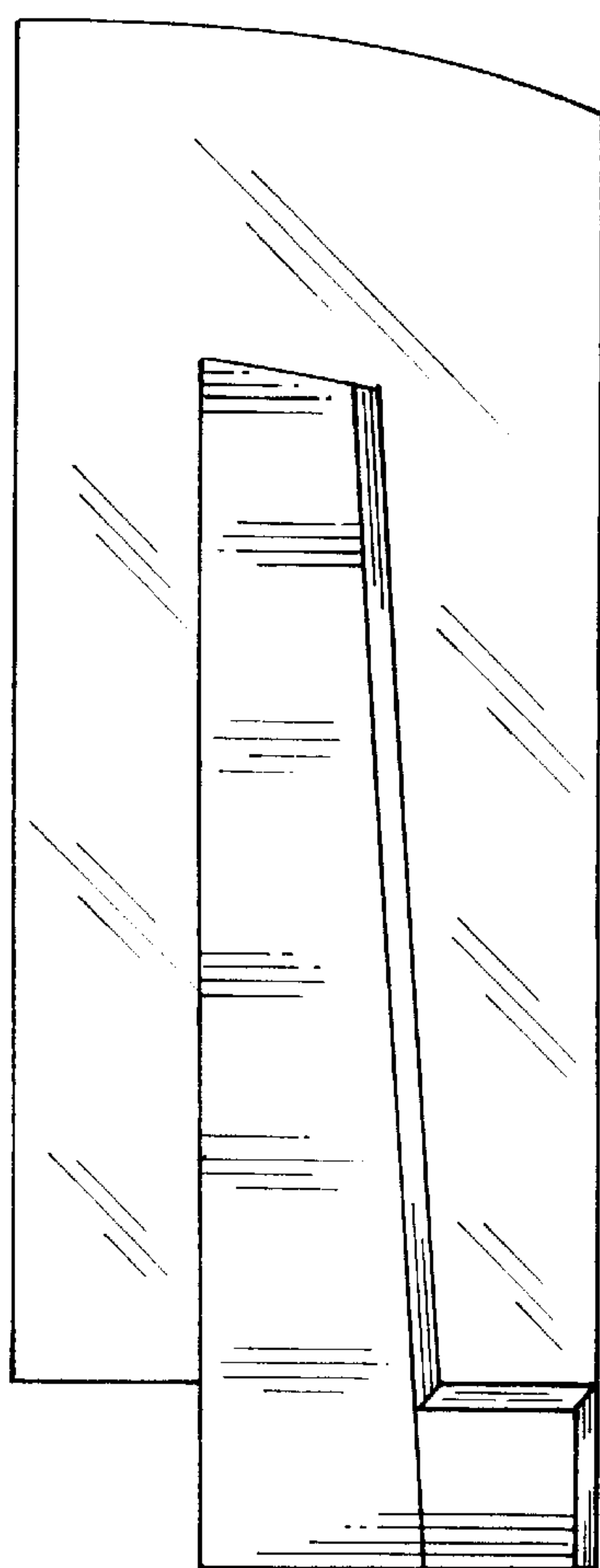


Fig. 3




Fig. 4

Fig. 5



Fig. 6

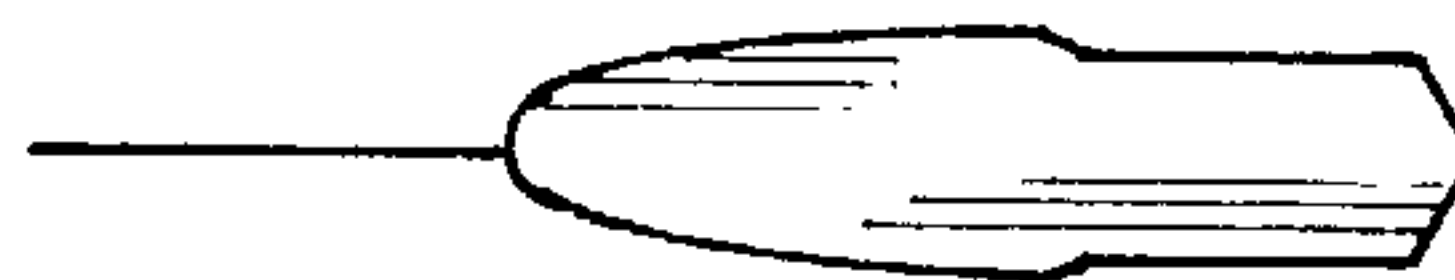


Fig. 11

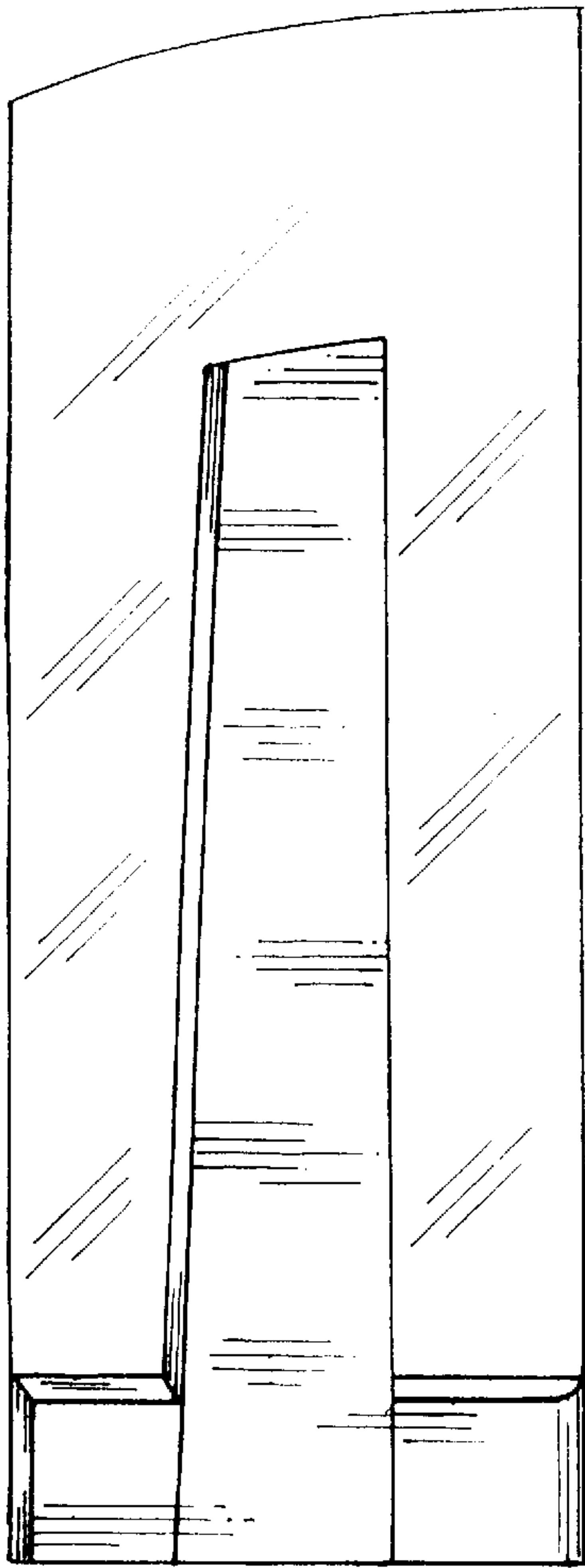



Fig. 7



Fig. 8

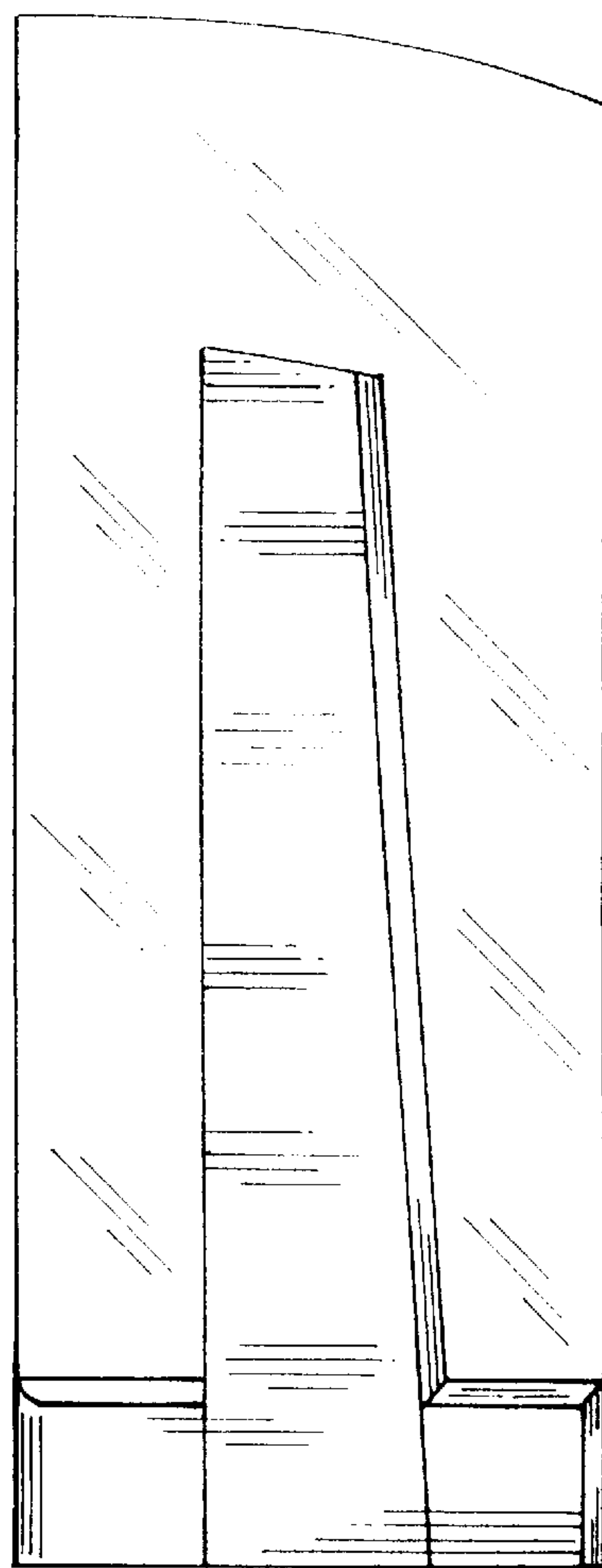


Fig. 9

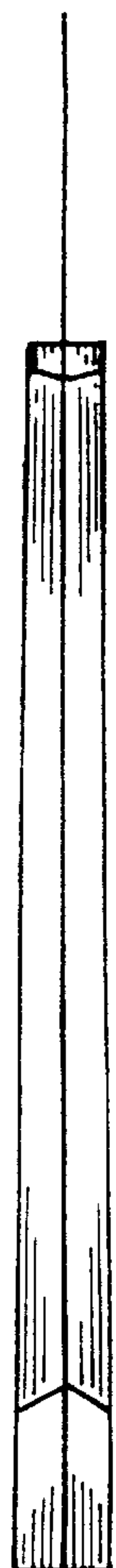


Fig. 10




Fig. 12