



US00D421396S

United States Patent [19] Nakai

[11] **Patent Number: Des. 421,396**
[45] **Date of Patent: ** Mar. 7, 2000**

[54] **WATCH CASE**

[75] **Inventor: Toshio Nakai, Ome, Japan**

[73] **Assignee: Casio Keisanki Kabushiki Kaisha, Tokyo, Japan**

[**] **Term: 14 Years**

[21] **Appl. No.: 29/108,722**

[22] **Filed: Aug. 2, 1999**

[51] **LOC (6) Cl. 10-02**

[52] **U.S. Cl. D10/31; D10/30**

[58] **Field of Search D10/1-40, 122-132; 368/280-282, 276-277, 28-30, 285, 239-242, 82-84, 41-44**

[56] **References Cited**

U.S. PATENT DOCUMENTS

D. 263,376	3/1982	Saito	D10/31
D. 269,083	5/1983	Mondak et al.	D12/317
D. 269,501	6/1983	Sato	D10/31
D. 300,210	3/1989	Houlihan	D10/32
D. 300,514	4/1989	Morishima	D10/31
D. 310,332	9/1990	Wong	D10/32

D. 312,416	11/1990	Braun	D10/38
D. 323,622	2/1992	Morishima	D10/31
D. 358,999	6/1995	Morishima	D10/31
D. 359,000	6/1995	Yamamoto	D10/31
D. 360,590	7/1995	Murakami et al.	D10/31
D. 369,419	4/1996	Franson	D25/125
D. 370,855	6/1996	Hanagata	D10/31
D. 387,683	12/1997	Yamamoto	D10/38

Primary Examiner—Nelson C. Holtje
Attorney, Agent, or Firm—Frishauf, Holtz, Goodman, Langer & Chick, P.C.

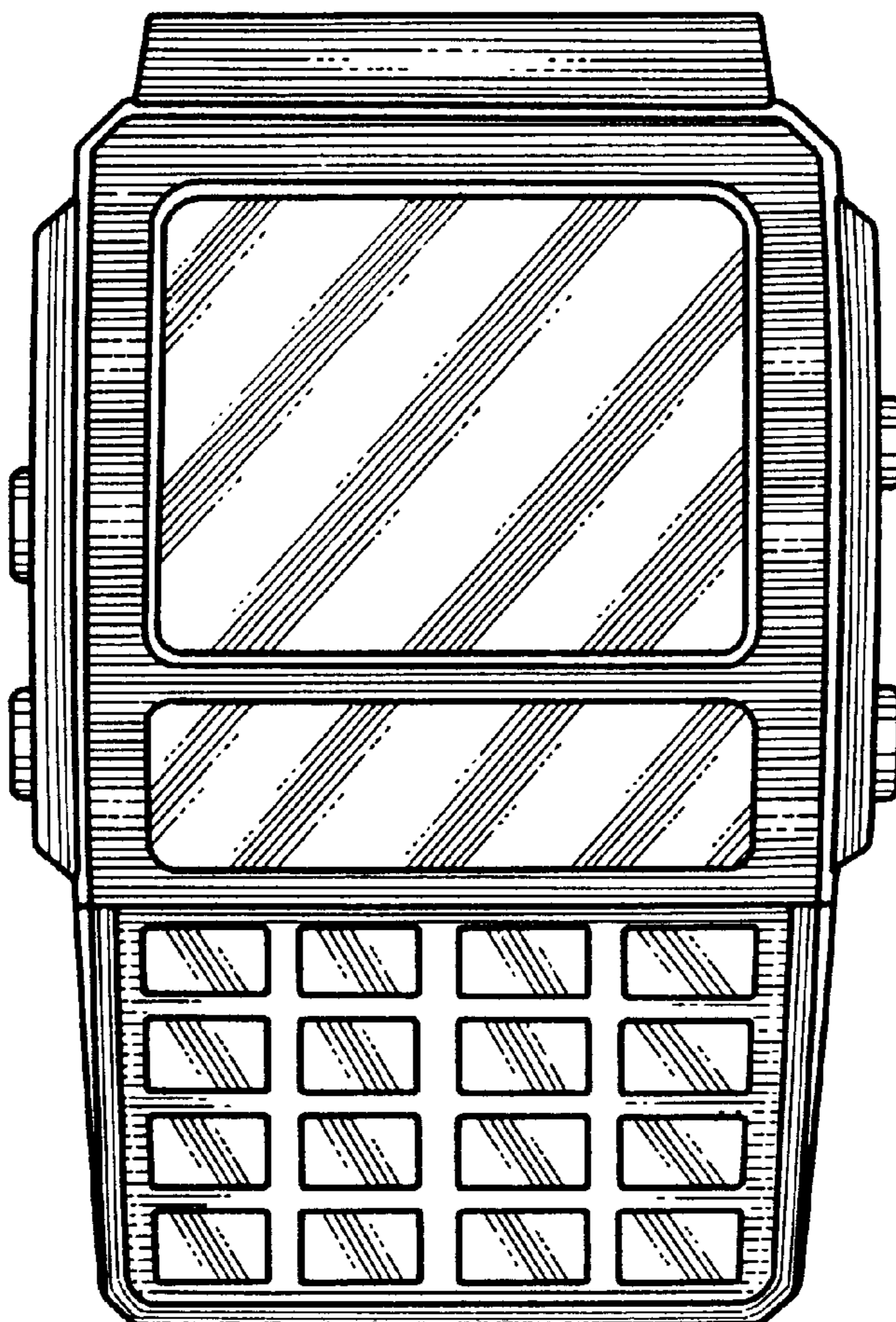
[57] **CLAIM**

The ornamental design for watch case, as shown.

DESCRIPTION

FIG. 1 is a front elevational view of watch case showing my new design;
FIG. 2 is a right side elevational view thereof;
FIG. 3 is a left side elevational view thereof;
FIG. 4 is a top plan view thereof;
FIG. 5 is a bottom plan view thereof;
FIG. 6 is a rear elevational view thereof; and,
FIG. 7 is a perspective view thereof.

1 Claim, 3 Drawing Sheets



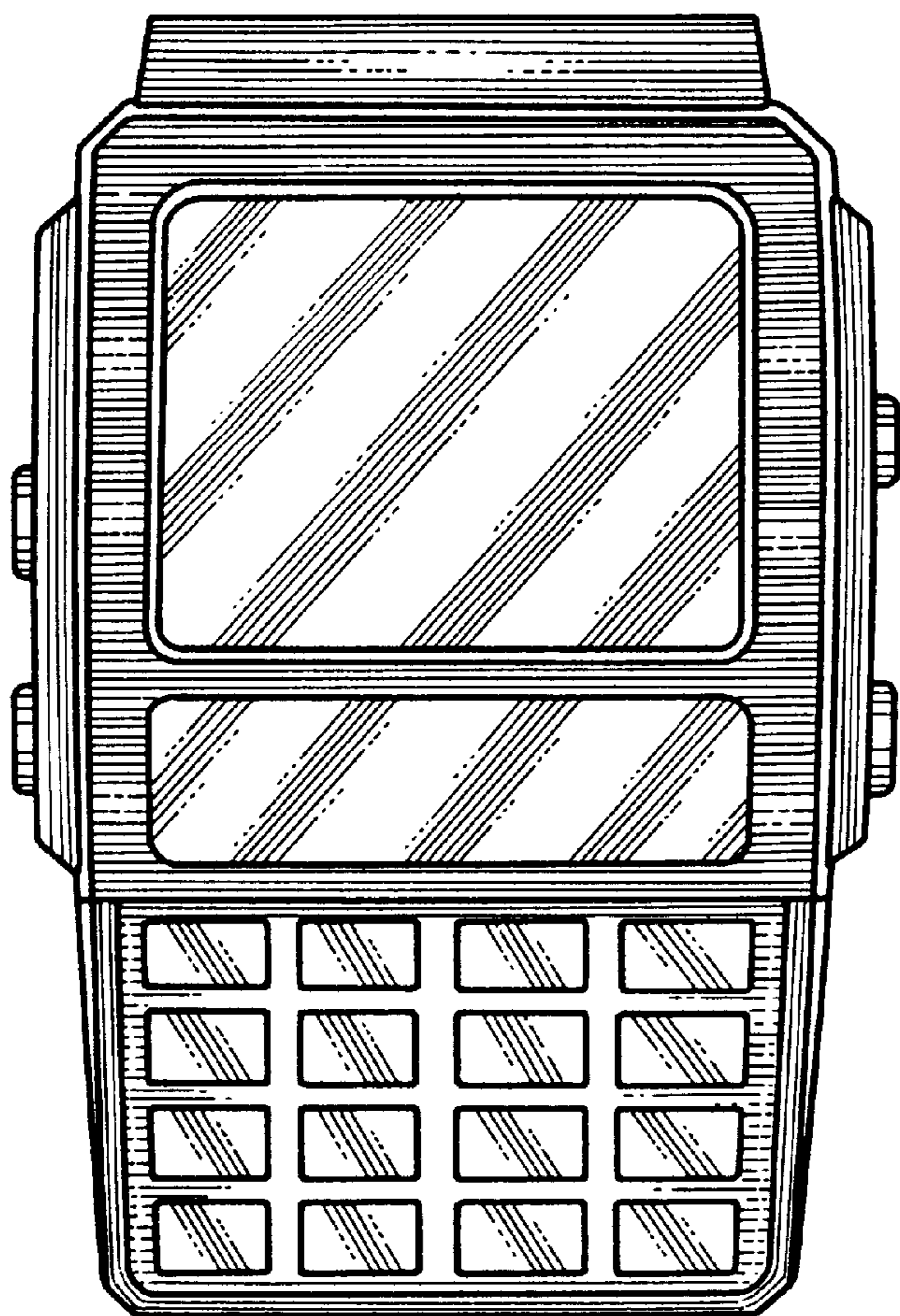


FIG. 1

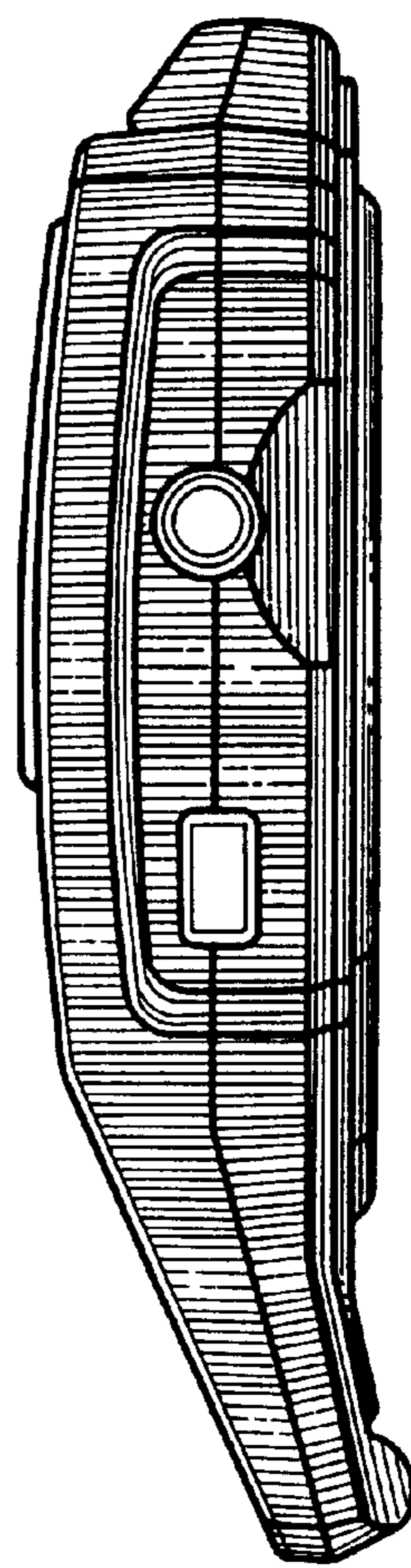


FIG. 2

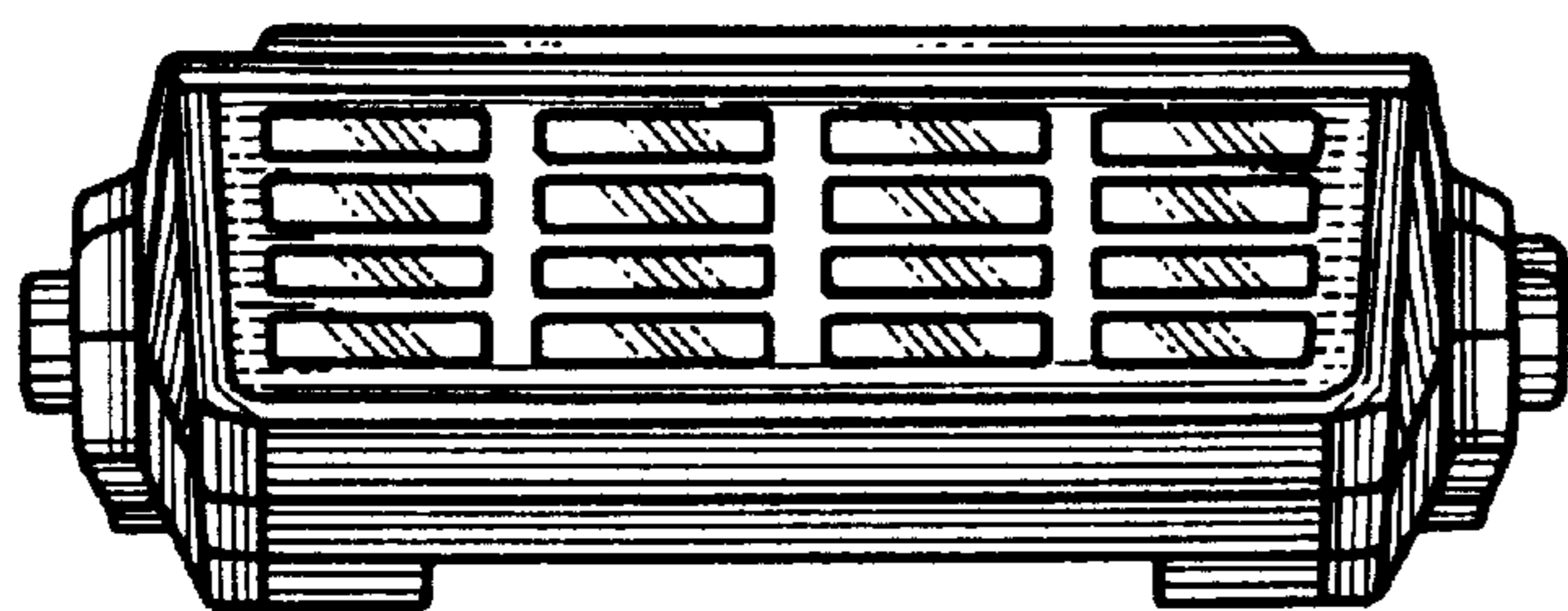


FIG. 5




FIG. 4

FIG. 6

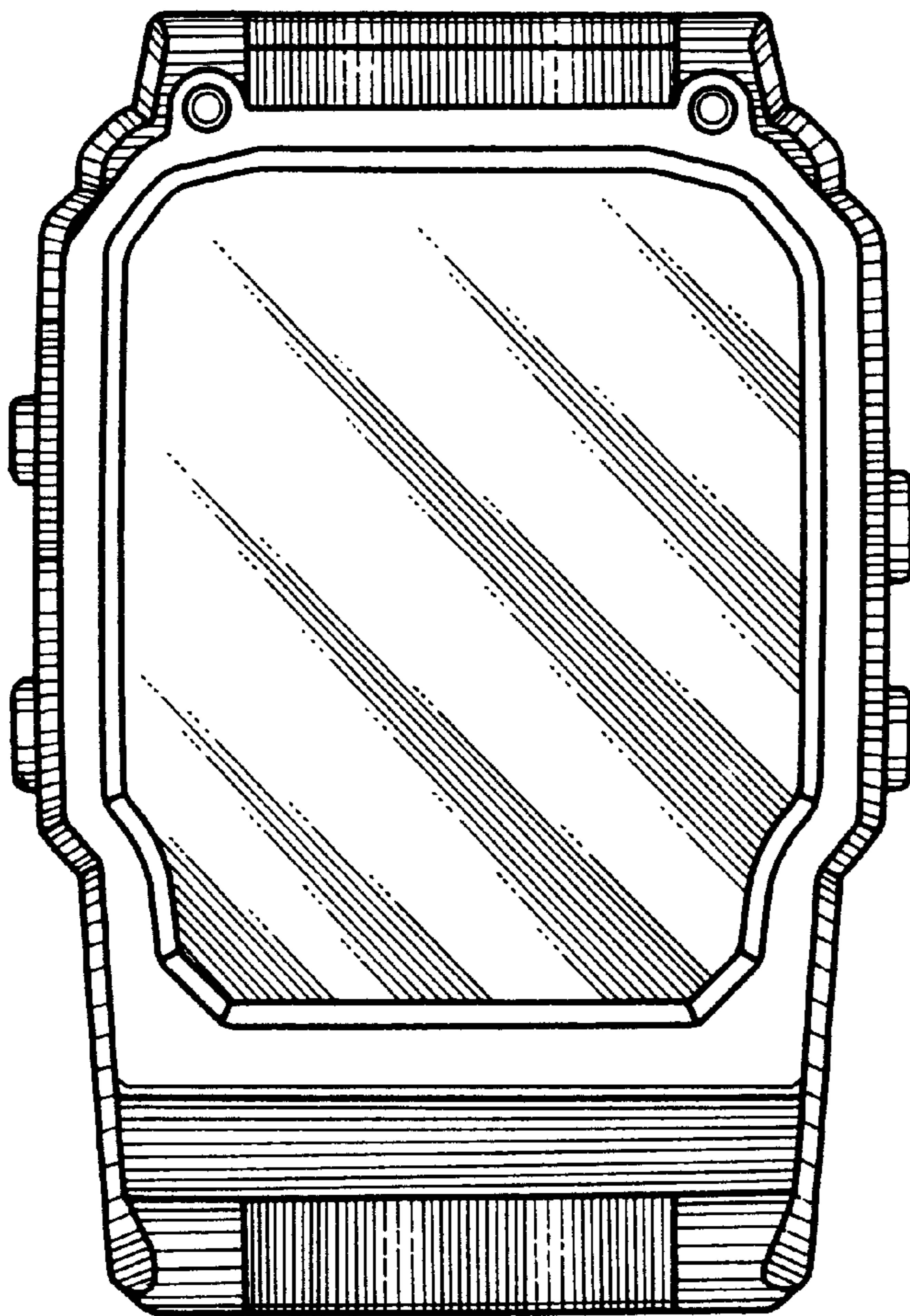
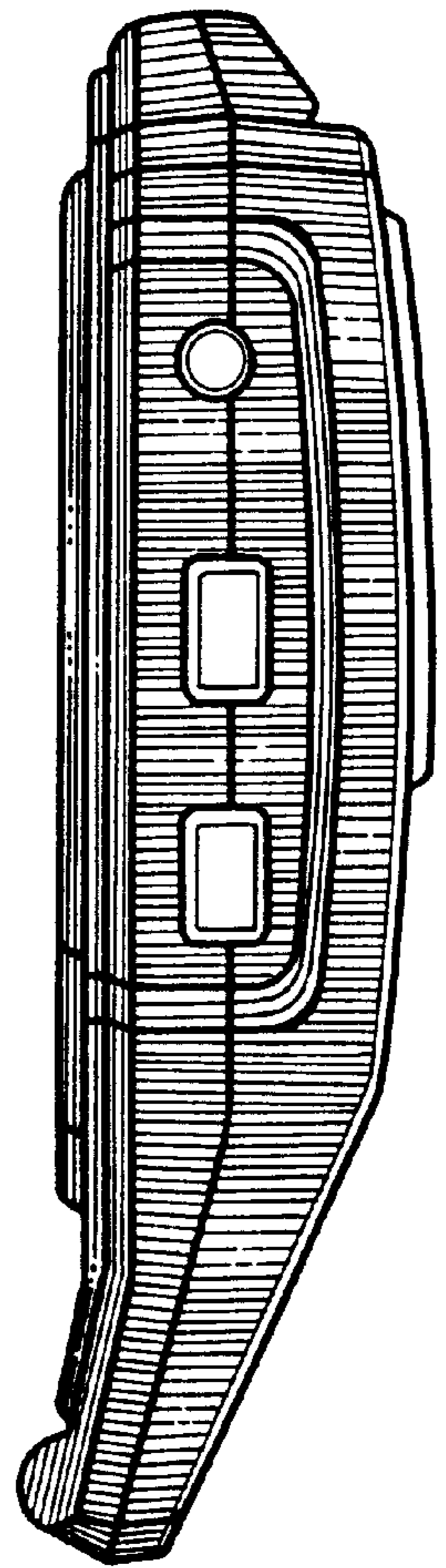


FIG. 3






FIG. 7