



US00D421395S

United States Patent [19] Paredes

[11] **Patent Number: Des. 421,395**

[45] **Date of Patent: ** Mar. 7, 2000**

[54] **WATCH CASING AND BEZEL**

[75] **Inventor: Edgardo B. Paredes, Lapu, Philippines**

[73] **Assignee: Timex Corporation, Middlebury, Conn.**

[**] **Term: 14 Years**

[21] **Appl. No.: 29/107,014**

[22] **Filed: Jun. 24, 1999**

[51] **LOC (6) Cl. 10-02**

[52] **U.S. Cl. D10/30; D10/38**

[58] **Field of Search D10/1-40, 122-132;
368/280-282, 276-277, 28-30, 285, 239-242,
82-84, 41-44**

[56] **References Cited**

U.S. PATENT DOCUMENTS

- D. 378,574 3/1997 Houlihan .
- D. 379,314 5/1997 Houlihan .
- D. 380,392 7/1997 Kennedy D10/30
- D. 382,492 8/1997 Houlihan .

- D. 392,195 3/1998 Riley D10/30
- D. 394,399 5/1998 Matsuda et al. D10/30
- D. 402,210 12/1998 Sang D10/30
- D. 409,924 5/1999 Kennedy .

Primary Examiner—Nelson C. Holtje
Attorney, Agent, or Firm—Carmody & Torrance LLP

[57] **CLAIM**

The ornamental design for a watch casing and bezel, as shown and described.

DESCRIPTION

FIG. 1 is a perspective view of a watch casing and bezel showing my new design;
FIG. 2 is a left side elevational view thereof;
FIG. 3 is a top plan view thereof;
FIG. 4 is a right side elevational view thereof;
FIG. 5 is a front elevational view thereof;
FIG. 6 is a rear elevational view thereof; and,
FIG. 7 is a bottom plan view.

1 Claim, 2 Drawing Sheets




FIG. 1

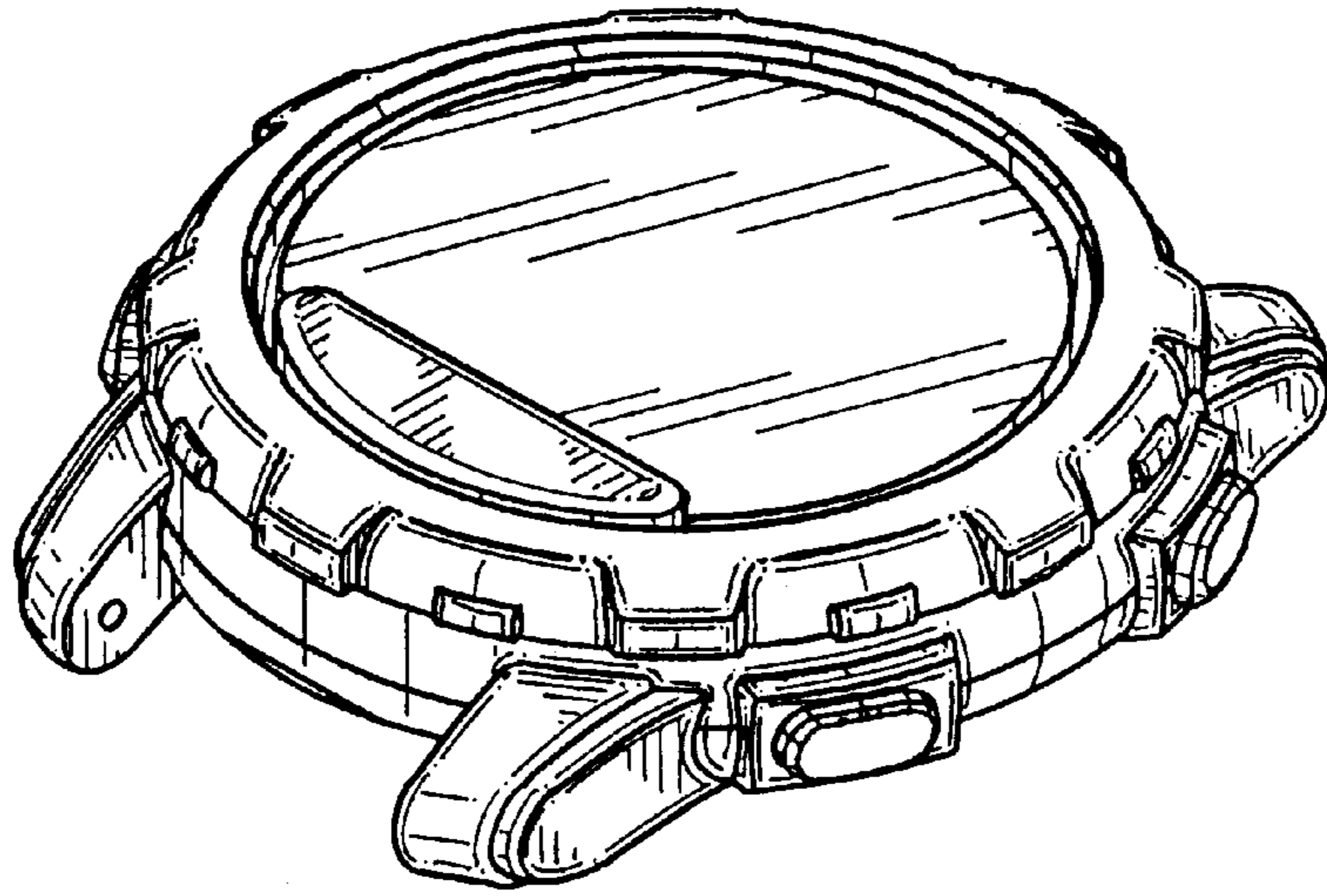


FIG. 7




FIG. 2




FIG. 3

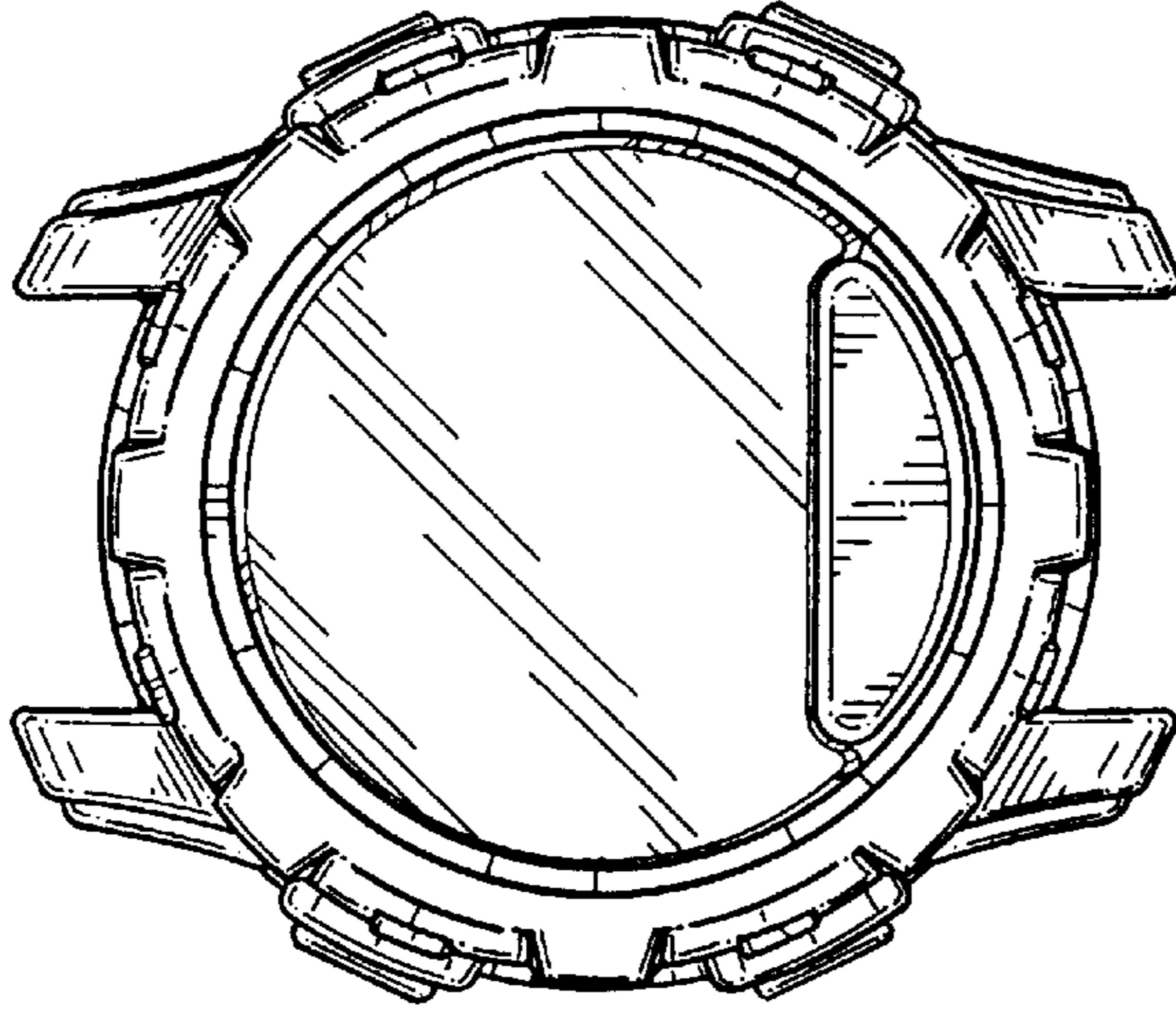


FIG. 4




FIG. 5

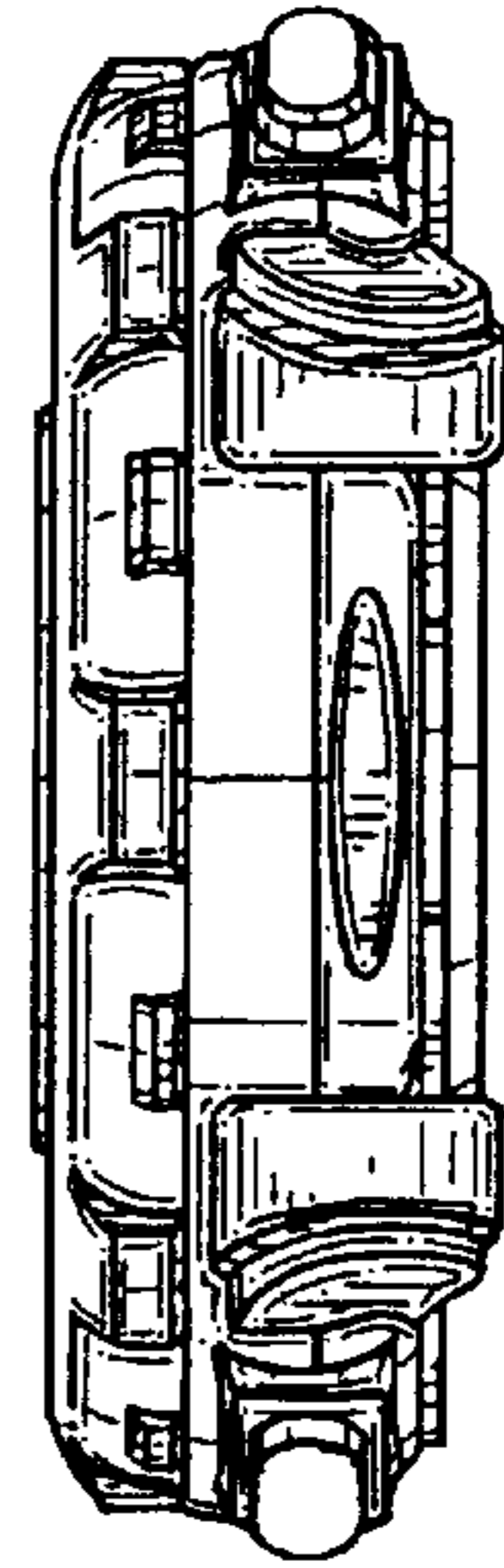


FIG. 6

