



US00D421393S

United States Patent [19]

[11] **Patent Number: Des. 421,393**

Pavely et al.

[45] **Date of Patent: ** *Mar. 7, 2000**

[54] **CONTAINER**

[75] Inventors: **Andrew Philip Pavely**, Lower Blunsdon; **Bruce John Munn**, Wantage, both of United Kingdom

[73] Assignee: **Crown Cork & Seal Technologies Corporation**, Alsip, Ill.

[*] Notice: This patent is subject to a terminal disclaimer.

[**] Term: **14 Years**

[21] Appl. No.: **29/100,626**

[22] Filed: **Feb. 16, 1999**

[30] **Foreign Application Priority Data**

Aug. 15, 1998 [GB] United Kingdom 2076854

[51] **LOC (6) Cl.** **09-03**

[52] **U.S. Cl.** **D9/556; D9/502; D9/540**

[58] **Field of Search** D9/500, 502-504, D9/506, 518, 538-540, 550-551, 556-559, 563-564, 569-570; 206/139; 220/260, 669-675, 906-907

[56] **References Cited**

U.S. PATENT DOCUMENTS

D. 34,318	4/1901	Juhring	D9/550
D. 65,772	10/1924	Caltis	D9/540
D. 76,544	8/1928	Kleis	D9/550
D. 150,490	8/1948	Brown	D9/539
D. 179,507	1/1957	Barbiers	D9/550
D. 187,400	3/1960	Du Pree	D9/550
D. 240,504	7/1976	Hayes	D9/550

D. 262,517	1/1982	Hayes	D9/502
D. 263,024	2/1982	Atkinson et al.	D9/503
D. 271,281	11/1983	Abbott et al.	D9/500
D. 280,140	8/1985	Bakic	D9/529
D. 323,113	1/1992	Middleton	D9/563
D. 330,676	11/1992	Halasz et al.	D9/556
D. 332,750	1/1993	Moloney et al.	D9/556
D. 356,265	3/1995	Moloney et al.	D9/556
D. 399,129	10/1998	Ramsey	D9/503
D. 399,429	10/1998	Ramsey	D9/550
D. 399,430	10/1998	Ramsey	D9/540
D. 399,753	10/1998	Ramsey	D9/550
3,402,871	9/1968	Palmer	220/671
5,040,698	8/1991	Ramsey et al.	220/671
5,261,558	11/1993	Claydon	220/671
5,494,184	2/1996	Noguchi et al.	220/906
5,899,355	5/1999	Claydon et al.	220/674

FOREIGN PATENT DOCUMENTS

2011147 11/1990 United Kingdom .

Primary Examiner—Ted Shooman
Assistant Examiner—Carol Rademaker
Attorney, Agent, or Firm—Diller, Ramik & Wight, PC

[57] **CLAIM**

The ornamental design for a container, as shown and described.

DESCRIPTION

FIG. 1 is a top perspective view of a container showing my new design;
FIG. 2 is a side elevational view and the opposite side (not shown) is identical thereto; and,
FIG. 3 is a bottom plan view.

1 Claim, 1 Drawing Sheet

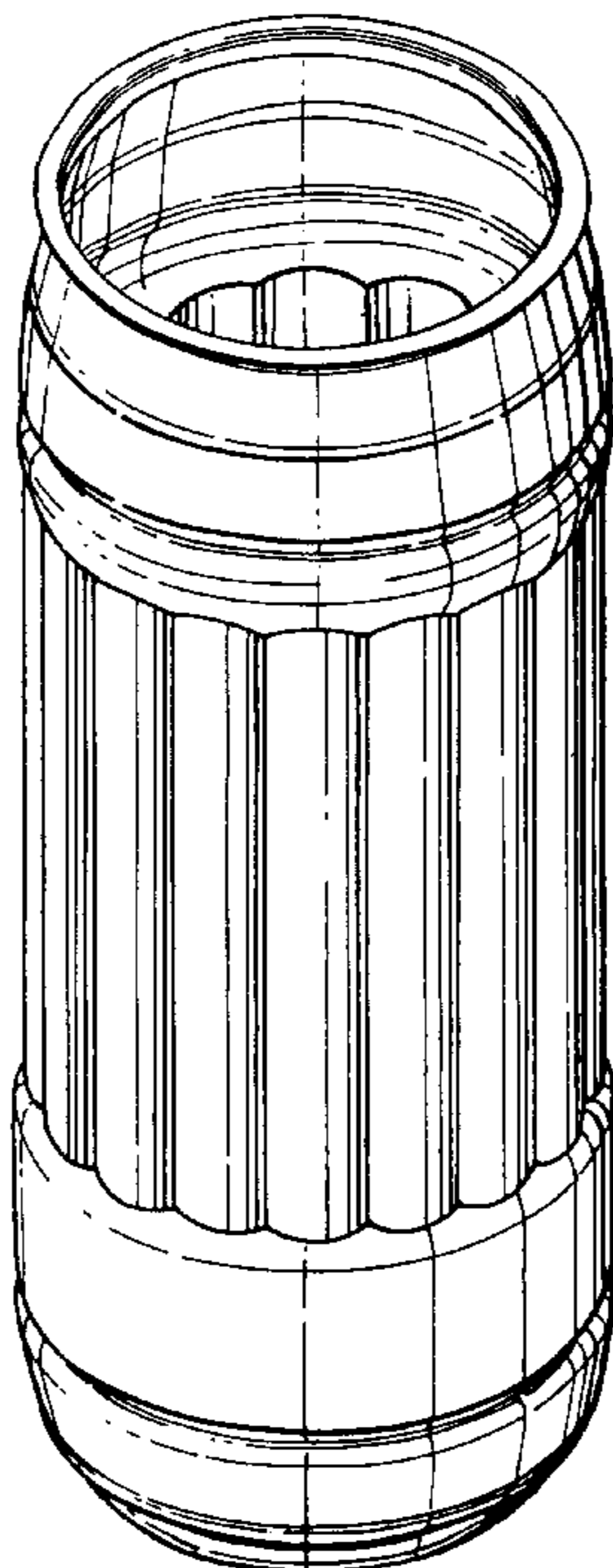


Fig.1.

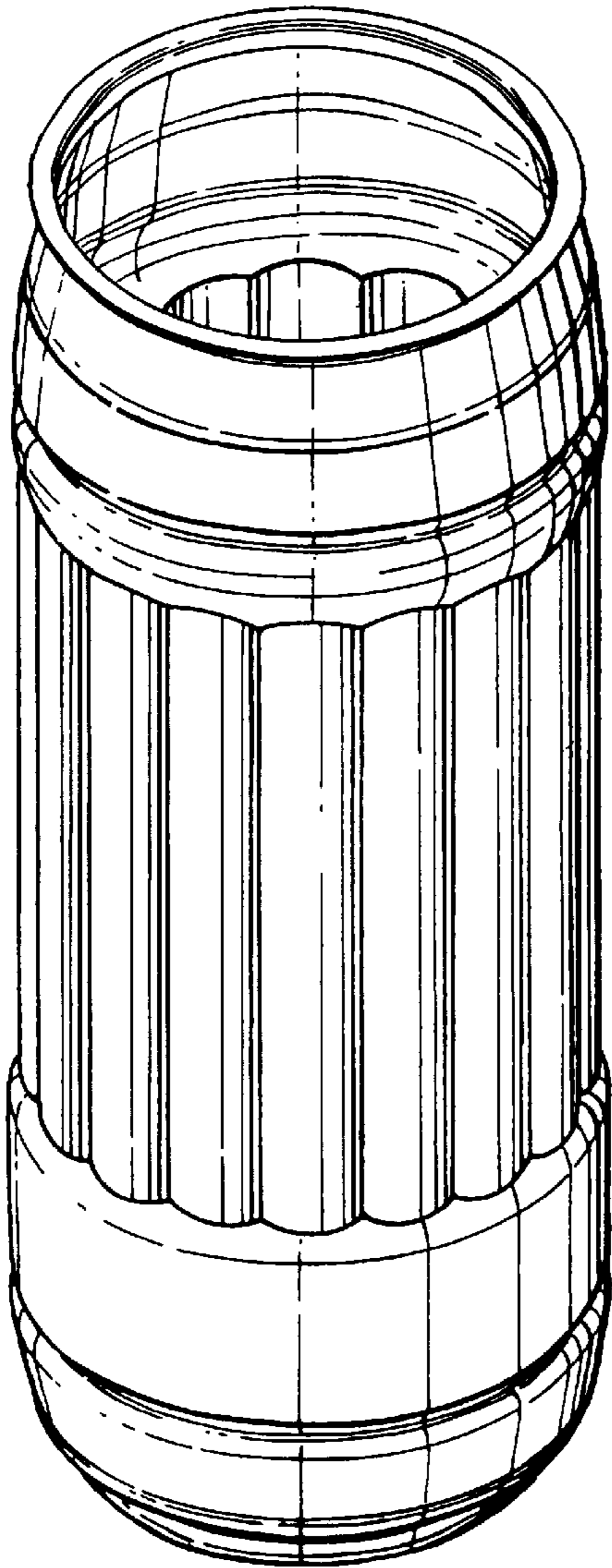


Fig.2.

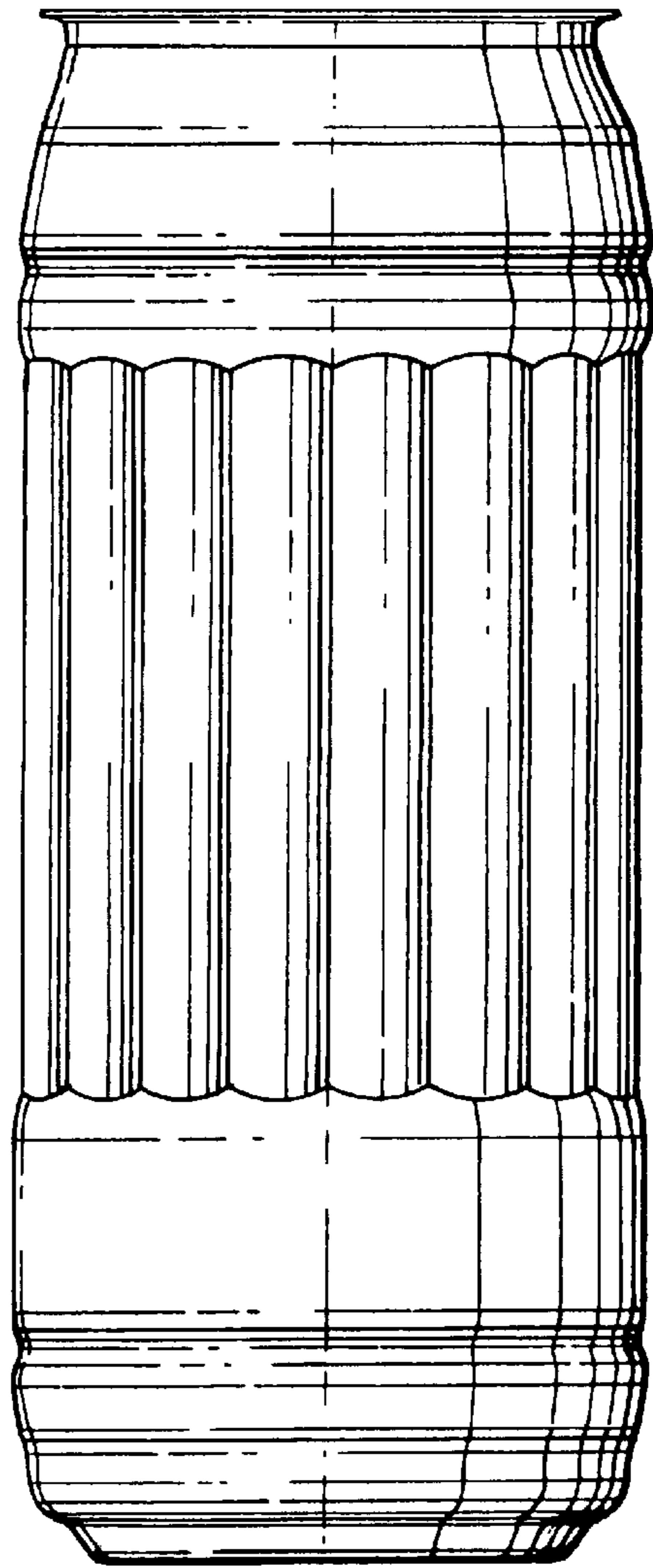


Fig.3.

