



US00D421378S

United States Patent [19]
Glesser

[11] **Patent Number: Des. 421,378**

[45] **Date of Patent: ** Mar. 7, 2000**

[54] **KNIFE HANDLE**

[75] Inventor: **Louis S. Glesser**, Golden, Colo.

[73] Assignee: **Spyderco, Inc.**, Golden, Colo.

[**] Term: **14 Years**

[21] Appl. No.: **29/098,509**

[22] Filed: **Dec. 31, 1998**

[51] **LOC (6) Cl. 08-03**

[52] **U.S. Cl. D8/99; D8/107**

[58] **Field of Search D8/98, 99, 100;**
30/153, 154, 155, 156, 157, 158, 159, 160,
161, 162

[56] **References Cited**

U.S. PATENT DOCUMENTS

D. 280,287	8/1985	Collins	D8/99
D. 333,251	2/1993	Glesser	D8/99
D. 348,599	7/1994	Sakai	D8/99
D. 373,716	9/1996	Keys et al.	D8/107
D. 385,173	10/1997	McWillis	D8/99
D. 386,664	11/1997	Glesser	D8/99
D. 387,966	12/1997	Horn	D8/99
D. 402,178	12/1998	Glesser	D8/99
4,308,762	1/1982	Jannard	74/551.9
5,689,890	11/1997	Glesser	30/340

OTHER PUBLICATIONS

“Catalog of Knives and Accessories”, *Golden Edge Cutlery*, p. 3 and p. 12, 1994.

Primary Examiner—Philip S. Hyder
Attorney, Agent, or Firm—Sheridan Ross P.C.

[57] **CLAIM**

The ornamental design for a knife handle, as shown and described.

DESCRIPTION

FIG. 1 is a front elevation view of a knife handle, showing my new design, the broken line showing of the blade being for illustrative purposes only and forming no part of the claimed design;

FIG. 2 is a top plan view of the knife handle illustrated in FIG. 1;

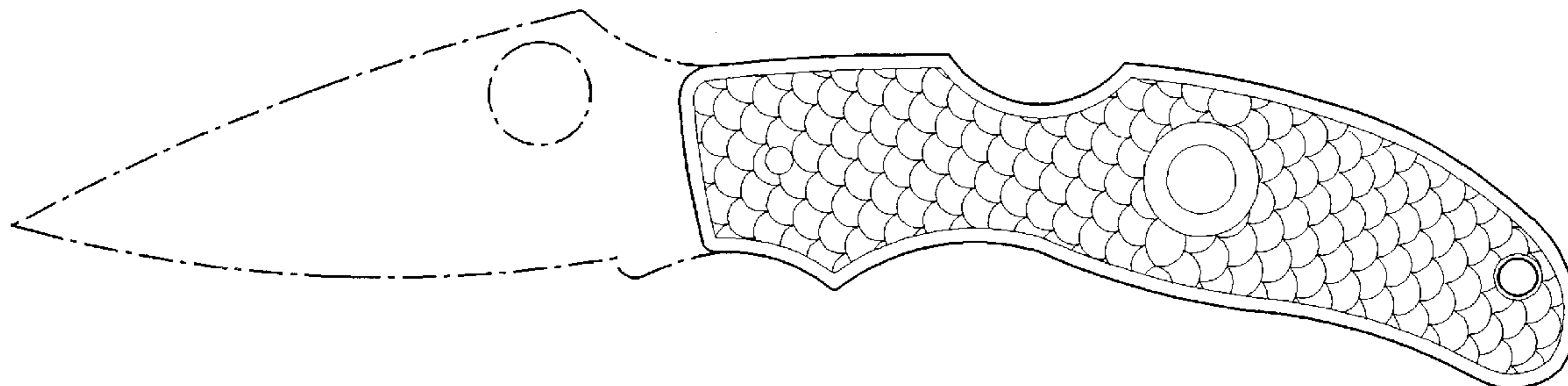
FIG. 3 is a rear elevation view of the knife handle illustrated in FIG. 1;

FIG. 4 is a bottom plan view of the knife handle illustrated in FIG. 1;

FIG. 5 is a left end view of the knife handle illustrated in FIG. 1; and,

FIG. 6 is a right end view of the knife handle illustrated in FIG. 1.

1 Claim, 3 Drawing Sheets



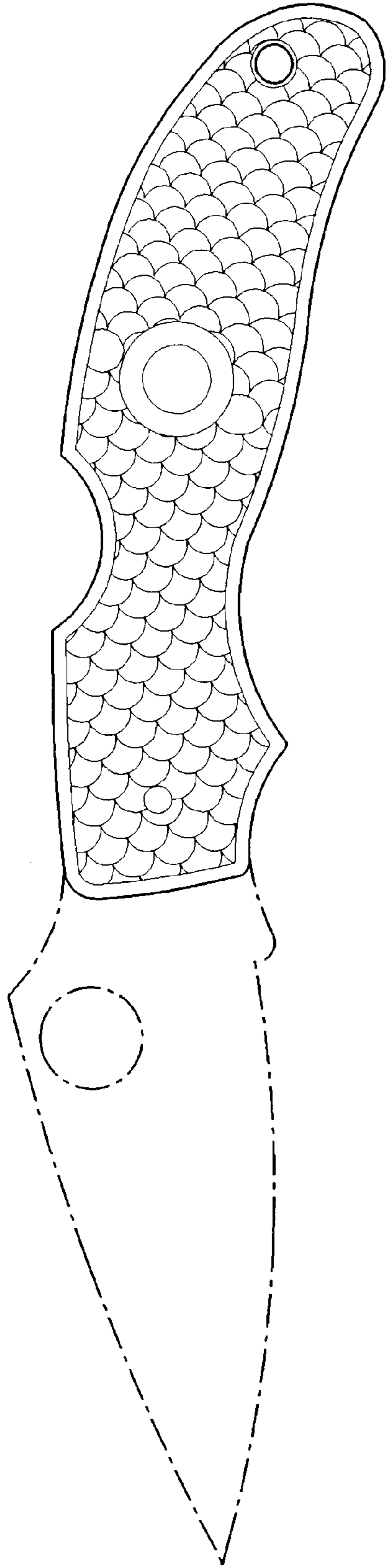


Fig. 1

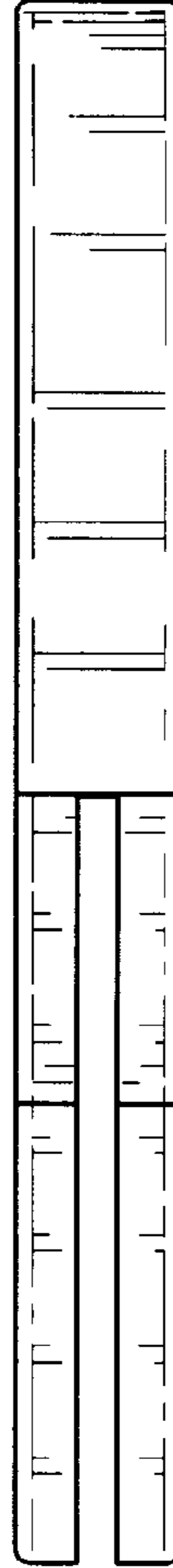


Fig. 2

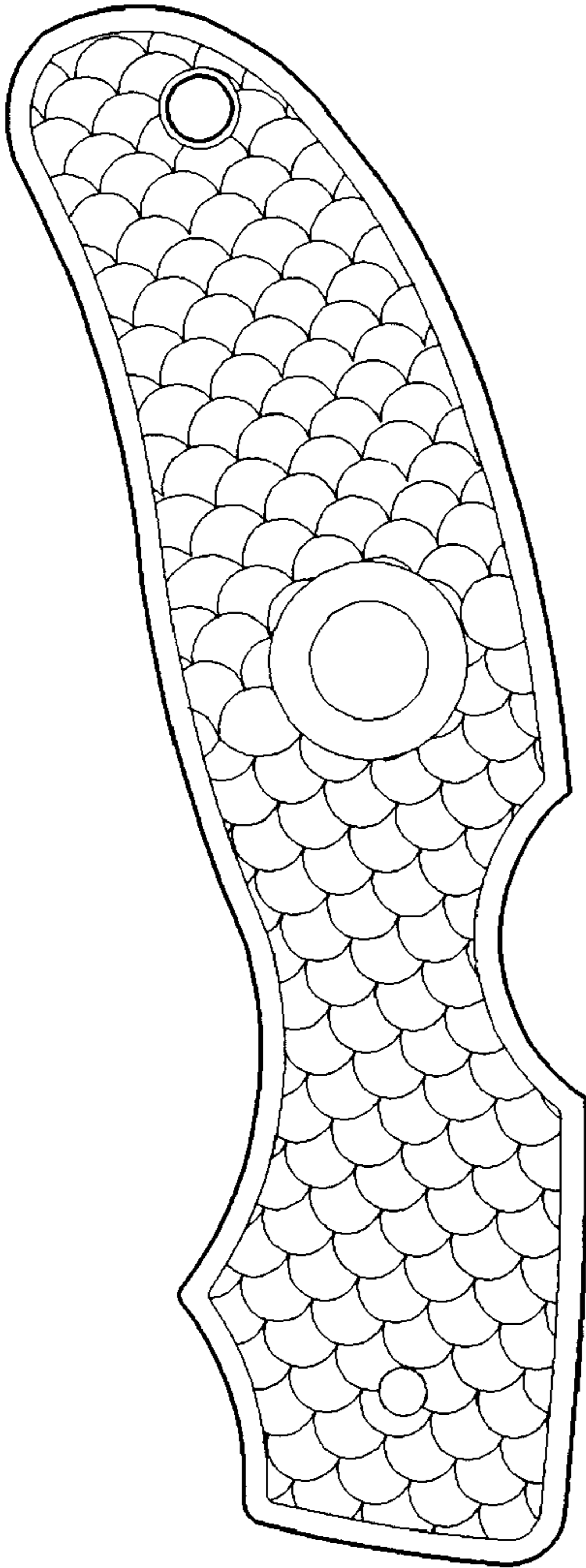


Fig. 3




Fig. 4



Fig. 6

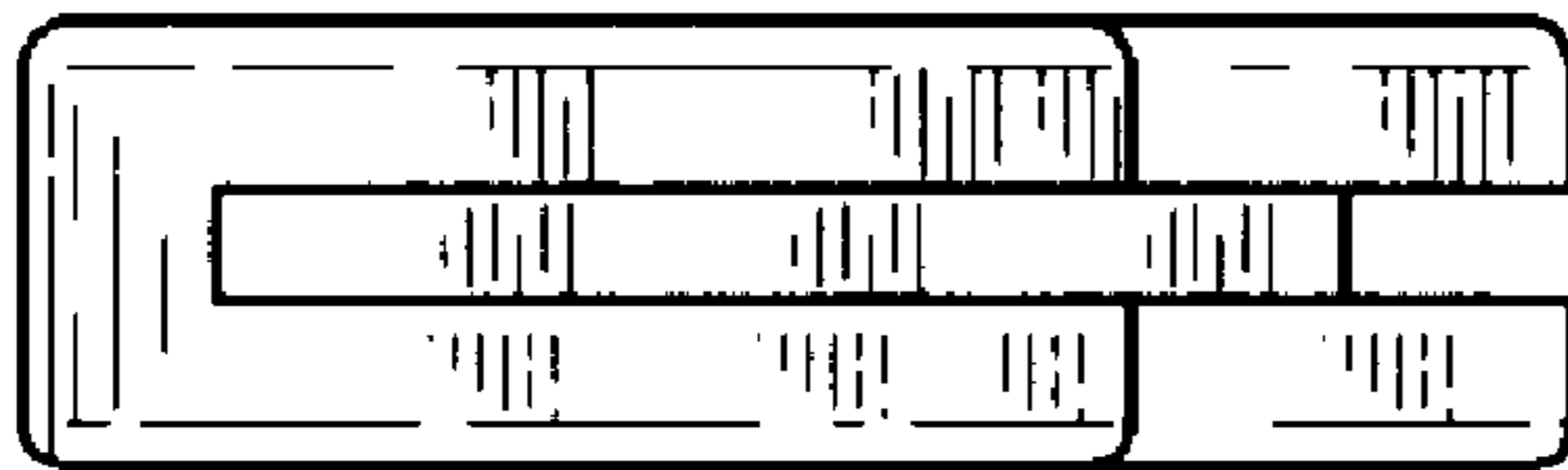


Fig. 5