



US00D421328S

United States Patent [19] Glennie

[11] Patent Number: Des. 421,328
[45] Date of Patent: ** *Mar. 7, 2000

[54] SHIRT COLLAR

[76] Inventor: Eric N. Glennie, 17658 Fieldcrest Ave., Farmington, Minn. 55024

[*] Notice: This patent is subject to a terminal disclaimer.

[**] Term: 14 Years

[21] Appl. No.: 29/075,571

[22] Filed: Aug. 21, 1997

[51] LOC (6) Cl. 02-02

[52] U.S. Cl. D2/602

[58] Field of Search D2/600, 602, 605, D2/853, 854, 781, 782, 823; 2/129, 131, 137, 88

1,088,631	2/1914	Shumway	2/129
1,112,033	9/1914	Robinson	2/131
1,139,048	5/1915	Messer	2/88
1,243,461	10/1917	Tooke	2/131
1,267,770	5/1918	Hurd .	
1,287,455	12/1918	Schevenell	2/129
1,397,261	11/1921	Van Heusen	2/131
1,739,433	12/1929	Young	2/137
1,814,818	7/1931	Bard	2/131
1,887,639	11/1932	Hertzberg .	
1,952,852	3/1934	Friedman	2/131
2,633,576	4/1953	Powers et al. .	
2,637,034	5/1953	Smith .	
2,688,137	9/1954	Costa .	
2,821,716	2/1958	Salter, Jr. .	
3,393,406	7/1968	Hollinger et al.	2/129
3,860,967	1/1975	Tedesco	2/129
4,937,884	7/1990	Sherman	2/129
5,274,853	1/1994	Millican .	

FOREIGN PATENT DOCUMENTS

564337	10/1923	France	2/131
625395	4/1927	France	2/129
652809	5/1935	Germany	2/131

[56] References Cited

U.S. PATENT DOCUMENTS

D. 3,115	7/1868	Brown	2/131 X
D. 28,439	3/1898	Lockwood	D2/854
D. 45,611	4/1914	Almaker .	
D. 55,128	5/1920	Hurd .	
D. 59,711	11/1921	Charles .	
D. 60,619	3/1922	Kramer .	
D. 94,826	3/1935	Garfein .	
D. 103,609	3/1937	Dietz .	
D. 113,092	1/1939	Levin .	
D. 131,319	2/1942	Levitt	D2/823
D. 288,029	2/1987	Parr	D2/602
D. 303,995	10/1989	Dameron	D2/823
D. 314,078	1/1991	Weiderhold et al.	D2/823
D. 363,156	10/1995	Layman	D2/823
D. 394,735	6/1998	Glennie	D2/823
D. 396,539	8/1998	Glennie	D2/602
D. 398,137	9/1998	Glennie	D2/602
D. 398,138	9/1998	Glennie	D2/602

Primary Examiner—Celia Murphy
Attorney, Agent, or Firm—Nelson R. Capes; Mackall, Crouse & Moore, PLC

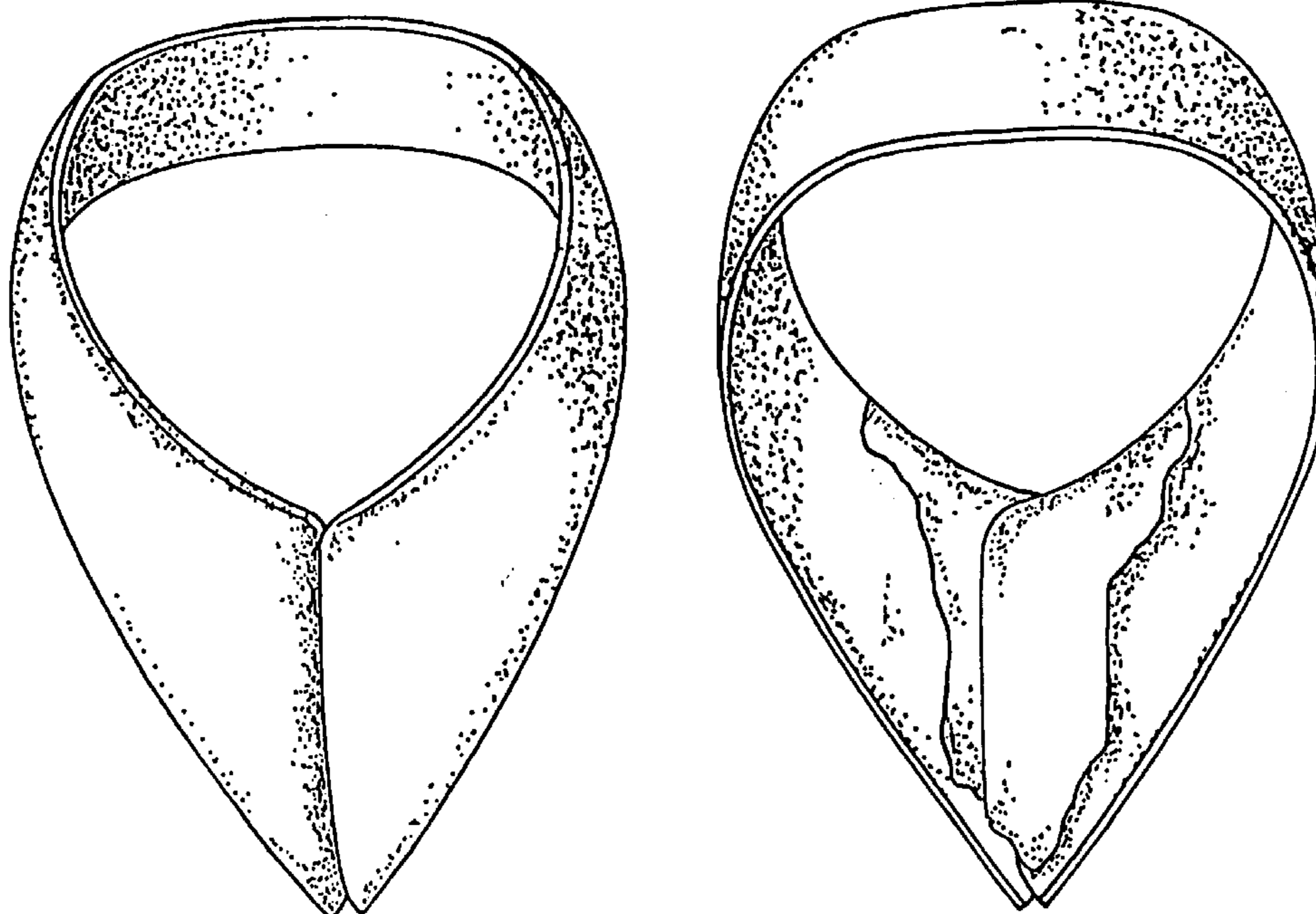
[57] CLAIM

The ornamental design for a shirt collar, as shown and described.

DESCRIPTION

FIG. 1 is top perspective view showing my new design; FIG. 2 is a bottom perspective view; FIG. 3 is a side elevational view; and, FIG. 4 is a top elevational view.

1 Claim, 1 Drawing Sheet



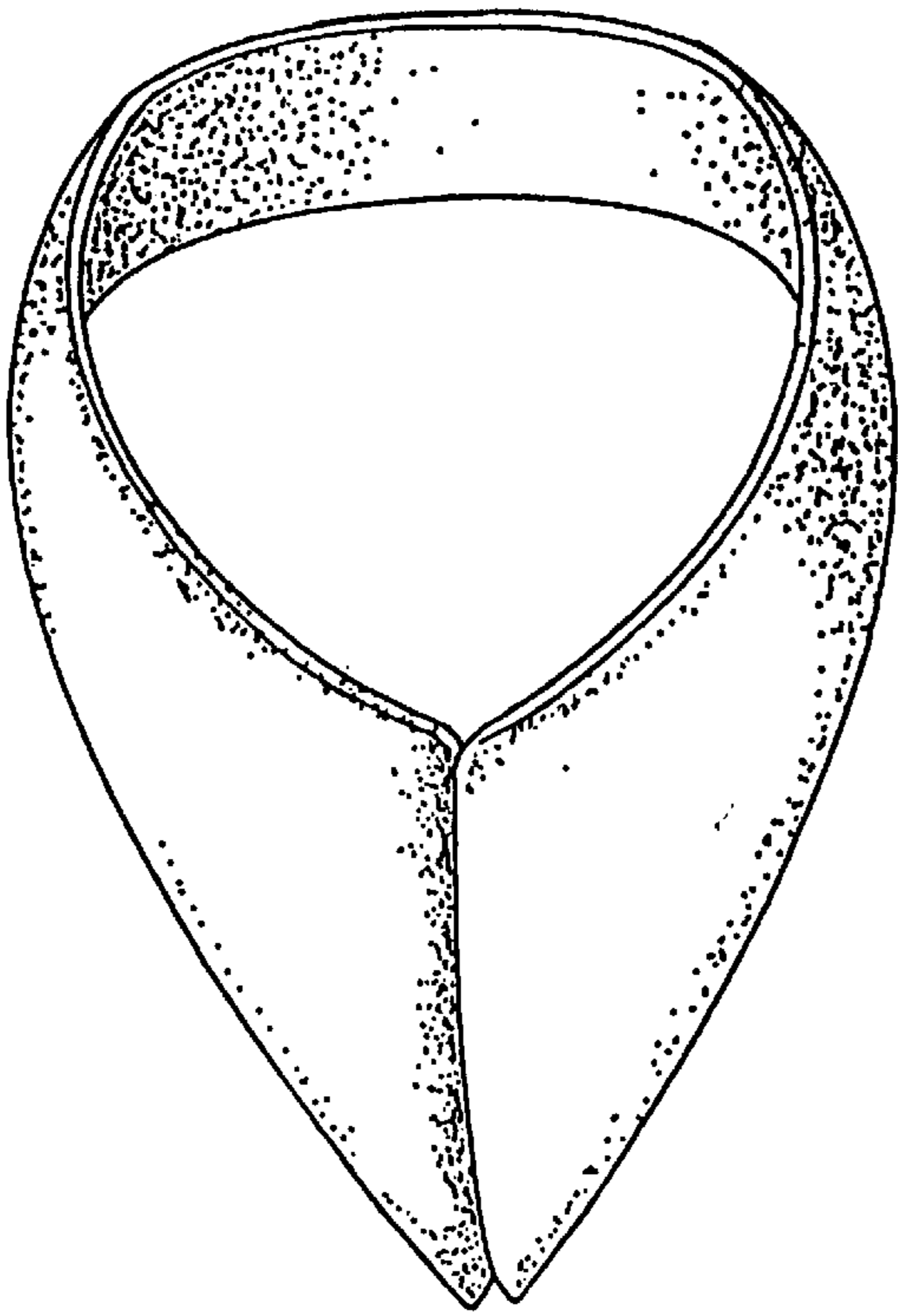


Fig. 1.

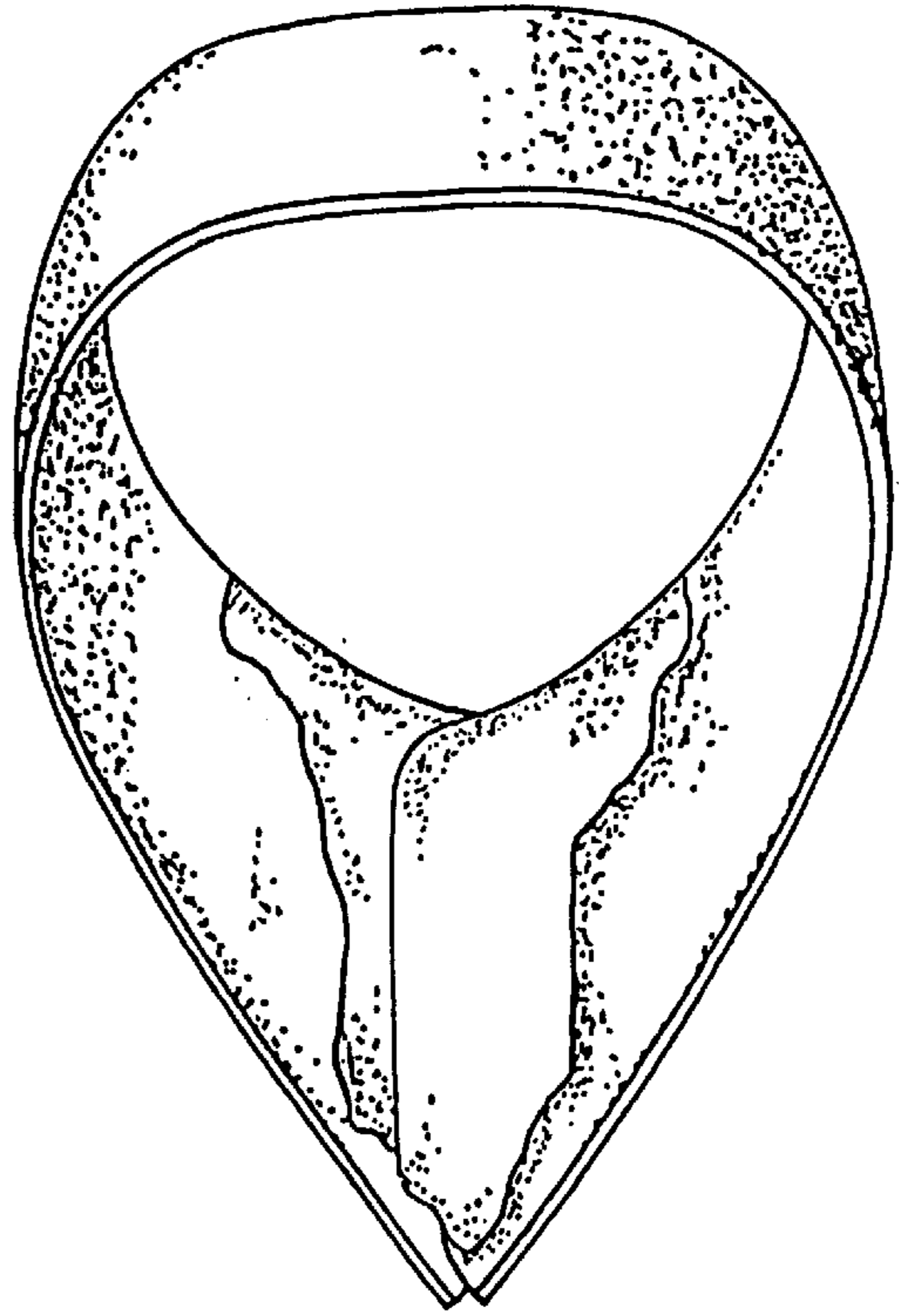


Fig. 2.

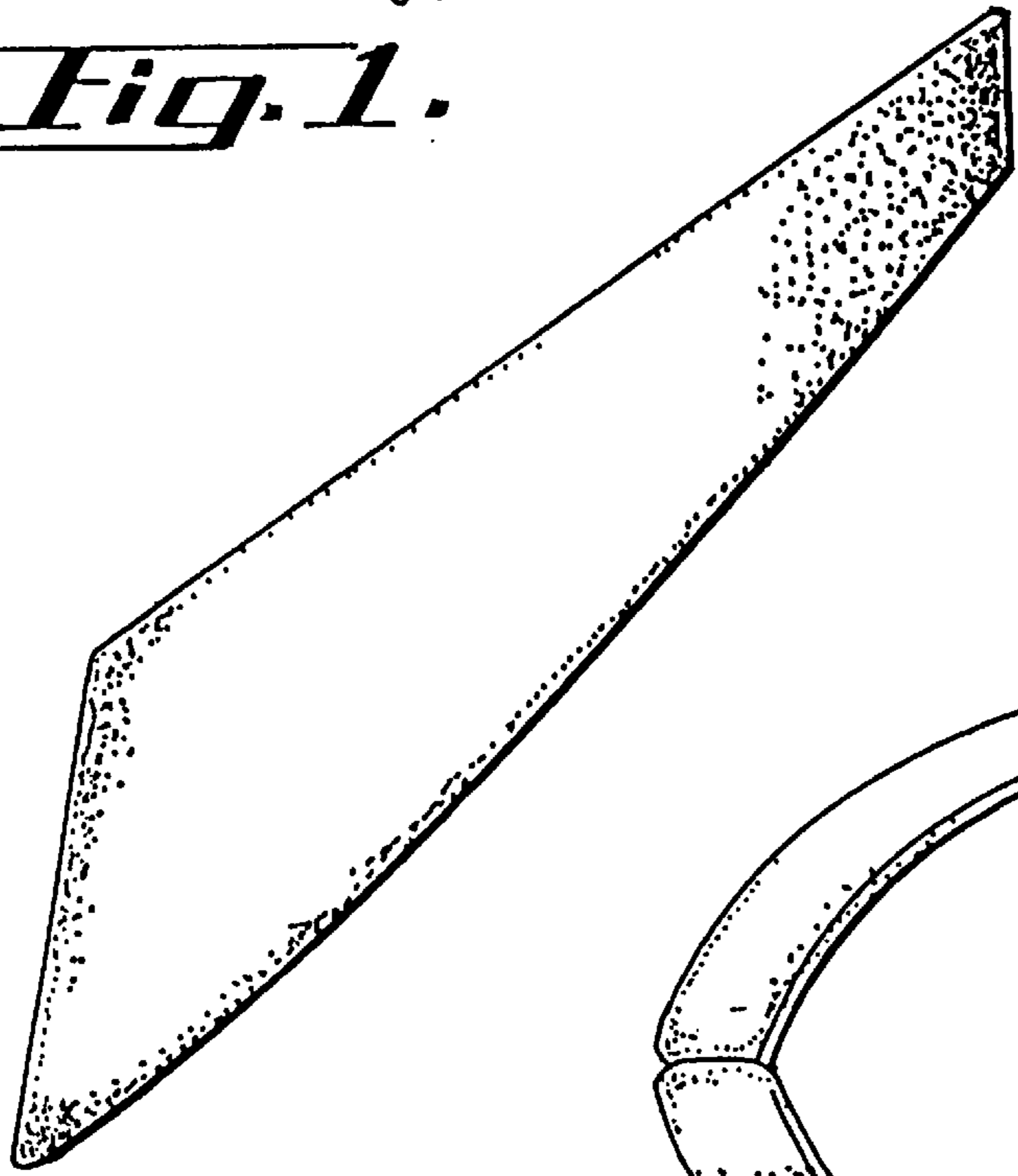


Fig. 3.

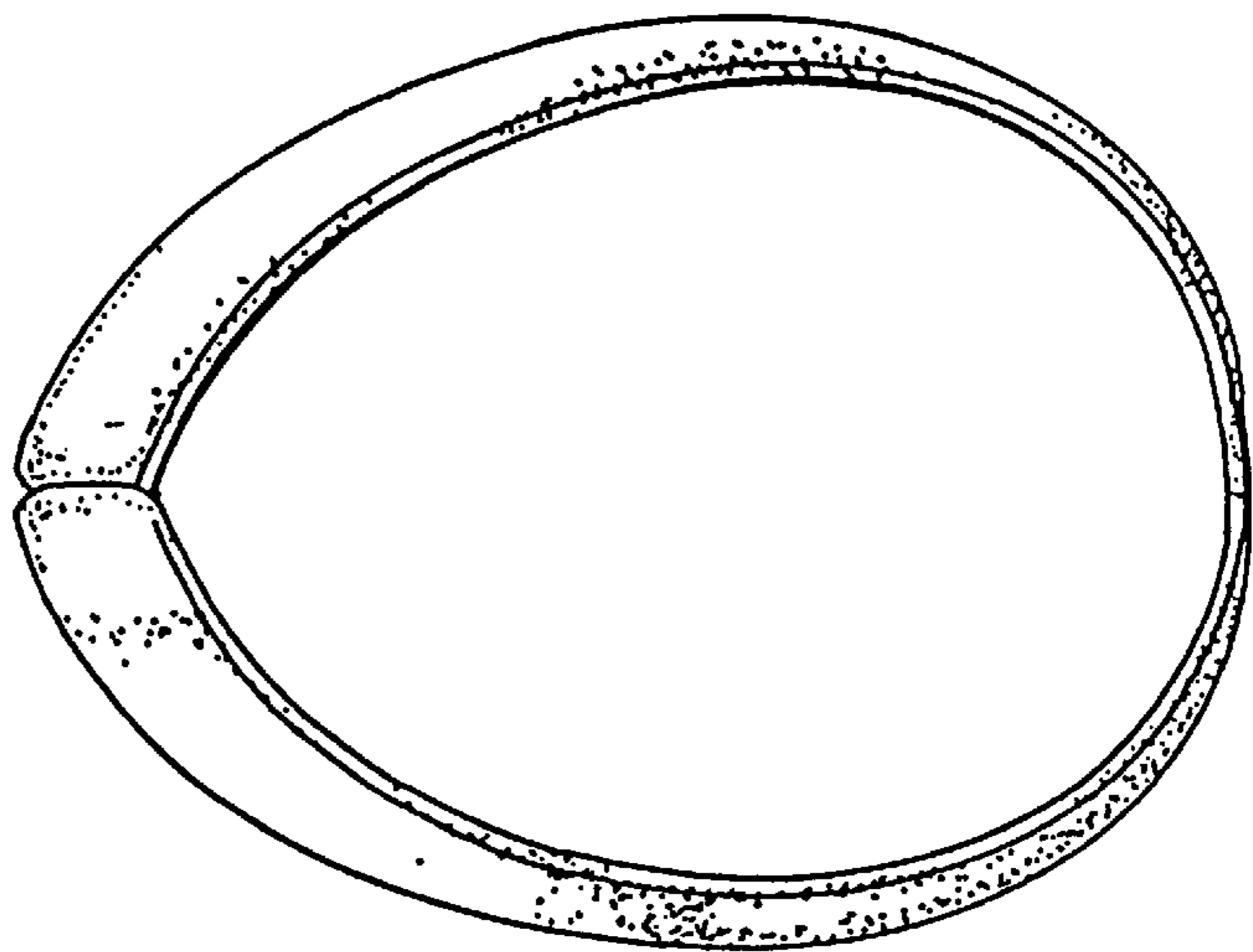


Fig. 4.